



## MATCH TEAM STATISTICS

参赛队技术统计

Match No: 9

**KOR 46 - 12 QAT**  
**(23-7) (23-5)**

Referees: HIZAKI K/IKEBUCHI T(JPN)

### KOR-Korea

Players		Shots								Offence		Defence		Penalties				TP
No.	Name	G/S	%	6m	Wing	9m	7m	FB	BT	AS	TF	ST	BS	YC	2Min	RC	EX	
2	WOO SH	5/5	100					5/5			1							23:01
3	KIM OA	4/4	100			1/1	1/1	1/1	1/1	2		1						21:19
4	HUH SY	1/1	100		1/1							1						9:04
5	BAEK SH	6/6	100		2/2			4/4		1								22:24
8	BAE MH	4/6	67		1/2			3/4		2								36:44
9	KIM CY	4/5	80	1/1				3/4		5	1	3						45:17
11	YOON HK	7/9	78				0/1	6/7	1/1	2			1					25:36
12	MOON K									3								30:00
13	RYU EH	0/4	0	0/1			0/3											3:35
15	NAM HH	2/2	100	1/1				1/1		2					1			14:08
16	LEE MH									2								30:00
17	MYOUNG BH	1/3	33	0/2				1/1						1				32:41
18	KANG JH												2	1	1			27:17
19	JUNG J	4/5	80	1/1				1/2	2/2	1	1	2		1	1			34:00
20	MOON PH	0/1	0	0/1						6			2					26:00
23	LEE EB	8/8	100		3/3			4/4	1/1	2		2						37:36
	Bench/Team																	
Totals		46/59	78	3/7	7/8	1/1	1/5	29/33	5/5	28	3	9	5	3	3			

Goalkeepers		Total Shots		6m Shots		Wing Shots		9m Shots		7m Shots		Fast Breaks		Breakthroughs	
No.	Name	S/S	%	S/S	%	S/S	%	S/S	%	S/S	%	S/S	%	S/S	%
12	MOON K	4/9	44	0/2	0			4/5	80					0/2	0
16	LEE MH	3/10	30	2/3	67	0/1	0	1/2	50	0/1	0	0/2	0	0/1	0
Totals		7/19	37	2/5	40	0/1	0	5/7	71	0/1	0	0/2	0	0/3	0

Team Shots	Goals	Saves	Missed	Post	Blocked	Total	%
6m Shots	3	2		1	1	7	43
Wing Shots	7				1	8	88
9m Shots	1					1	100
7m Shots	1	1	2	1	n/a	5	20
Fast Breaks	29		1	2	1	33	88
Breakthroughs	5					5	100
Totals	46	3	3	4	3	59	78

Number of Attacks: 62    Scoring Efficiency: 74%



## MATCH TEAM STATISTICS

参赛队技术统计

Match No: 9

**KOR 46 - 12 QAT**  
(23-7) (23-5)

Referees: HIZAKI K/IKEBUCHI T(JPN)

**KOR - KOREA**

### Shots Distribution

#### Players

Goals / Shots

2 WOO SH	3 KIM OA	4 HUH SY	5 BAEK SH	8 BAE MH	9 KIM CY	11 YOON HK
1/1	3/3	1/1	1/1	1/1	1/1	1/1
1/1		1/1	1/1		1/1	2/2
			1/1	2/2	2/2	
				1/1		2/2

1-Missed 1-Blocked 1-Blocked 2-Post

13 RYU EH	15 NAM HH	17 MYOUNG BH	18 KANG JH	19 JUNG J	20 MOON PH	23 LEE EB
		1/1				1/1
						1/1
						2/2
						3/3
						1/1

2-Missed 1-Post 1-Post 1-Blocked

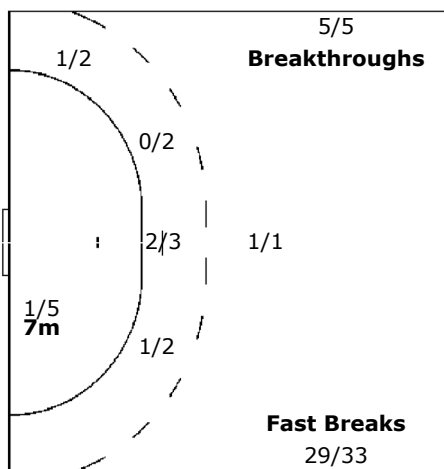
#### Team

Goals / Shots

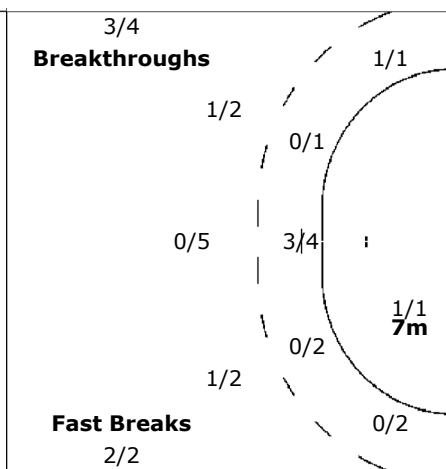
7/7	5/5	4/4
6/6	1/1	8/10
6/6	2/2	7/8

3-Missed 4-Post 3-Blocked

#### Offence



#### Defence



#### Goalkeepers

Saves / Shots

		0/2
3/3	1/1	1/2
1/5	0/2	1/4

#### 12 MOON K

1/1	1/1	1/1
1/4		0/2

#### 16 LEE MH

		0/2
2/2		0/1
0/1	0/2	1/2

Legend:							
G/S	Goals/Shots	%	Efficiency	6m	6-metre Shots	Wing	Wing Shots
9m	9-metre Shots	7m	7-metre Shots	FB	Fast Breaks	BT	Breakthroughs
AS	Assists	TF	Technical Faults	ST	Steals	BS	Blocked Shots
YC	Yellow Cards	2Min	2 Minute Suspensions	+	2 Minute + 2 Minute Suspensions	RCs	Red Cards
EX	Exclusions	TP	Time Played	S/S	Saves/Shots	n/a	not applicable



## MATCH TEAM STATISTICS

参赛队技术统计

Match No: 9

**KOR 46 - 12 QAT**  
(23-7) (23-5)

Referees: HIZAKI K/IKEBUCHI T(JPN)

### QAT-Qatar

Players		Shots								Offence		Defence		Penalties				TP
No.	Name	G/S	%	6m	Wing	9m	7m	FB	BT	AS	TF	ST	BS	YC	2Min	RC	EX	
1	AL MUHAIZAA BS	2/4	50	0/1	1/1	0/1		1/1		1	8	1						48:24
2	AL DOSSARI SA	0/1	0		0/1						2				2			48:58
3	AL NAEMI DF																	3:11
5	AL MARRI SS	0/4	0	0/1		0/3					6				1			26:51
6	AL SUWAIDI MA									2	8							56:38
15	SALLAM AS	4/4	100	2/2		1/1			1/1						2			38:24
16	AL MEAMARI AM																	31:28
17	AL MUSLEMANI NF																	11:45
20	KHALFAN R	5/11	46	1/3		1/4	1/1		2/3	1	8							55:27
66	ALNAEMI R	1/2	50		0/1			1/1			2		1					43:14
88	AL SUWAIDI FA																	27:08
89	AL ABDULLA AA																	28:32
	Bench/Team																	
Totals		12/26	46	3/7	1/3	2/9	1/1	2/2	3/4	4	34	1	1		5			

Goalkeepers		Total Shots		6m Shots		Wing Shots		9m Shots		7m Shots		Fast Breaks		Breakthroughs	
No.	Name	S/S	%	S/S	%	S/S	%	S/S	%	S/S	%	S/S	%	S/S	%
16	AL MEAMARI AM	1/26	4	1/1	100	0/2	0	0/1	0	0/1	0	0/18	0	0/3	0
89	AL ABDULLA AA	2/23	9	1/4	25	0/5	0			1/1	100	0/11	0	0/2	0
Totals		3/49	6	2/5	40	0/7	0	0/1	0	1/2	50	0/29	0	0/5	0

Team Shots	Goals	Saves	Missed	Post	Blocked	Total	%
6m Shots	3	2	1		1	7	43
Wing Shots	1		1		1	3	33
9m Shots	2	5	1	1		9	22
7m Shots	1				n/a	1	100
Fast Breaks	2					2	100
Breakthroughs	3				1	4	75
Totals	12	7	3	1	3	26	46

Number of Attacks: 60    Scoring Efficiency: 20%



## MATCH TEAM STATISTICS

参赛队技术统计

**Match No: 9**

**KOR 46 - 12 QAT**  
(23-7) (23-5)

**Referees:** HIZAKI K/IKEBUCHI T(JPN)

**QAT - QATAR**

### Shots Distribution

#### Players

Goals / Shots

1 AL MUHAIZAA BS	2 AL DOSSARI SA	3 AL NAEMI DF	5 AL MARRI SS	6 AL SUWAIDI MA
0/1			0/2	0/1

1-Missed

1-Missed

1-Post

15 SALLAM AS	17 AL MUSLEMANI NF	20 KHALFAN R	66 ALNAEMI R	88 AL SUWAIDI FA
1/1	1/1	2/2		

1-Missed

2-Blocked

1-Blocked

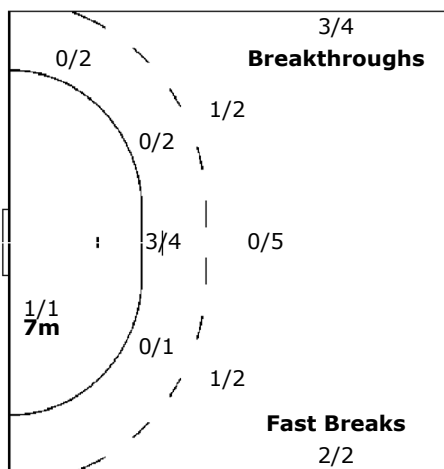
#### Team

Goals / Shots

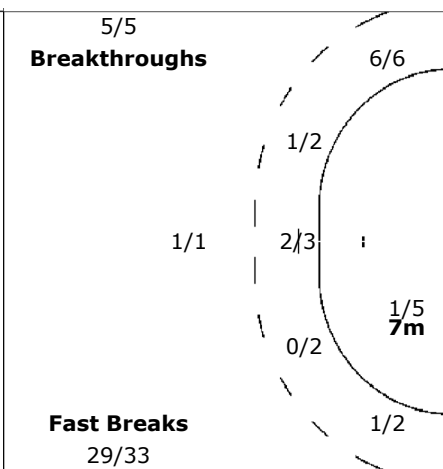
		2/2
0/3	0/1	1/2
4/5	2/2	3/4

3-Missed 1-Post 3-Blocked

#### Offence



#### Defence



#### Goalkeepers

Saves / Shots

0/7	0/5	0/4
0/6	0/1	2/10
0/6	0/2	1/8

16 AL MEAMARI AM

0/5	0/3	0/1
0/1	0/1	1/5
0/4	0/2	0/4

89 AL ABDULLA AA

0/2	0/2	0/3
0/5		1/5
0/2		1/4

Legend:							
<b>G/S</b>	Goals/Shots	<b>%</b>	Efficiency	<b>6m</b>	6-metre Shots	<b>Wing</b>	Wing Shots
<b>9m</b>	9-metre Shots	<b>7m</b>	7-metre Shots	<b>FB</b>	Fast Breaks	<b>BT</b>	Breakthroughs
<b>AS</b>	Assists	<b>TF</b>	Technical Faults	<b>ST</b>	Steals	<b>BS</b>	Blocked Shots
<b>YC</b>	Yellow Cards	<b>2Min</b>	2 Minute Suspensions	<b>+</b>	2 Minute + 2 Minute Suspensions	<b>RCs</b>	Red Cards
<b>EX</b>	Exclusions	<b>TP</b>	Time Played	<b>S/S</b>	Saves/Shots	<b>n/a</b>	not applicable