



## MATCH STATISTICS

比赛技术统计

P3

Match Duration: 1h33m  
Spectators: 795

JPN vs QAT  
3 0


Team	Sets	1	2	3	Total
JPN	3	25	25	32	82
QAT	0	19	15	30	64
Playing Time		25m	19m	33m	1h17m


First Referee: LEE Jae Chun (KOR)

Second Referee: SADAYAN Ramamurthy (IND)

### JPN - JAPAN

Scoring Spikers	Rk	No	Name	Spikes	Faults	Shots	Total Attempts	Eff %
	1	18	YONEYAMA Yuta	12	1	9	22	50.00
	2	16	ISHIJIMA Yusuke	6	4	8	18	11.11
	3	13	SHIMIZU Kunihiro	11	10	5	26	3.85
	14		FUKUZAWA Tatsuya	5	-	2	7	
	12		YAMAMURA Kota	3	1	1	5	
	9		TOMIMATSU Takaaki	2	1	1	4	
	1		NAGAE Akio	-	-	-	-	
	3		NAGANO Takeshi	-	-	-	-	
	4		SUGA Naoya	-	-	-	-	
	5		USAMI Daisuke	-	-	-	-	
	6		SUZUKI Yoshifumi	-	-	-	-	
	8		AGEBA Yuya	-	-	-	-	
Limit								
15.00%								
Team Totals				39	17	26	82	26.83

Scoring Blockers	Rk	No	Name	Kill Blocks	Faults	Rebounds	Total Attempts	Avg By Set
	1	9	TOMIMATSU Takaaki	3	5	10	18	1.00
	1	12	YAMAMURA Kota	3	3	4	10	1.00
	3	18	YONEYAMA Yuta	2	-	3	5	0.67
	4	16	ISHIJIMA Yusuke	-	1	6	7	0.00
	4	13	SHIMIZU Kunihiro	-	3	3	6	0.00
	4	5	USAMI Daisuke	-	2	3	5	0.00
	1		NAGAE Akio	-	-	-	-	
	3		NAGANO Takeshi	-	-	-	-	
	4		SUGA Naoya	-	-	-	-	
	6		SUZUKI Yoshifumi	-	-	-	-	
	8		AGEBA Yuya	-	-	-	-	
	14		FUKUZAWA Tatsuya	-	-	-	-	
Team Totals				8	14	29	51	2.67

Scoring Servers	Rk	No	Name	Aces	Faults	Serve Hits	Total Attempts	Avg By Set
	1	13	SHIMIZU Kunihiro	1	5	7	13	0.33
	1	16	ISHIJIMA Yusuke	1	2	9	12	0.33
	3	9	TOMIMATSU Takaaki	-	-	12	12	0.00
	3	5	USAMI Daisuke	-	3	9	12	0.00
	3	12	YAMAMURA Kota	-	-	11	11	0.00
	3	18	YONEYAMA Yuta	-	-	11	11	0.00
	3	1	NAGAE Akio	-	1	4	5	0.00
	3	14	FUKUZAWA Tatsuya	-	1	3	4	0.00
	3		NAGANO Takeshi	-	-	-	-	
	4		SUGA Naoya	-	-	-	-	
	6		SUZUKI Yoshifumi	-	-	-	-	
	8		AGEBA Yuya	-	-	-	-	
Team Totals				2	12	66	80	0.67

Team	Opponent Errors & Team Faults	33	12
------	-------------------------------	----	----



## MATCH STATISTICS

比赛技术统计

P3

Match Duration: 1h33m  
Spectators: 795

JPN vs QAT  
3 0


Team	Sets	1	2	3	Total
JPN	3	25	25	32	82
QAT	0	19	15	30	64
Playing Time		25m	19m	33m	1h17m


First Referee: LEE Jae Chun (KOR)

Second Referee: SADAYAN Ramamurthy (IND)

### JPN - JAPAN

Non-Scoring Diggers	Rk	No	Name	Digs	Faults	Receptions	Total Attempts	Avg By Set
	1	3	NAGANO Takeshi	12	1	2	15	4.00
	2	13	SHIMIZU Kunihiro	7	1	3	11	2.33
	3	5	USAMI Daisuke	5	3	2	10	1.67
	4	18	YONEYAMA Yuta	4	1	2	7	1.33
	5	9	TOMIMATSU Takaaki	2	1	2	5	0.67
	5	14	FUKUZAWA Tatsuya	2	1	2	5	0.67
	5	16	ISHIJIMA Yusuke	2	-	1	3	0.67
	8	12	YAMAMURA Kota	1	-	1	2	0.33
	1		NAGAE Akio	-	-	-	-	
	4		SUGA Naoya	-	-	-	-	
	6		SUZUKI Yoshifumi	-	-	-	-	
	8		AGEBA Yuya	-	-	-	-	
Team Totals				35	8	15	58	11.67

Non-Scoring Setters	Rk	No	Name	Running Sets	Faults	Still Sets	Total Attempts	Avg By Set
	1	5	USAMI Daisuke	48	-	22	70	16.00
	2	18	YONEYAMA Yuta	1	-	3	4	0.33
	3	3	NAGANO Takeshi	-	-	6	6	0.00
	3	9	TOMIMATSU Takaaki	-	-	2	2	0.00
	3	16	ISHIJIMA Yusuke	-	-	2	2	0.00
	1		NAGAE Akio	-	-	-	-	
	4		SUGA Naoya	-	-	-	-	
	6		SUZUKI Yoshifumi	-	-	-	-	
	8		AGEBA Yuya	-	-	-	-	
	12		YAMAMURA Kota	-	-	-	-	
	13		SHIMIZU Kunihiro	-	-	-	-	
	14		FUKUZAWA Tatsuya	-	-	-	-	
Team Totals				49	-	35	84	16.33

Non-Scoring Receivers	Rk	No	Name	Excellents	Faults	Serve Receptions	Total Attempts	Succ %
	1	3	NAGANO Takeshi	17	-	-	17	100.00
	2	18	YONEYAMA Yuta	14	-	1	15	93.33
	3	16	ISHIJIMA Yusuke	10	1	2	13	76.92
	14		FUKUZAWA Tatsuya	3	-	-	3	
	5		USAMI Daisuke	-	-	1	1	
	1		NAGAE Akio	-	-	-	-	
	4		SUGA Naoya	-	-	-	-	
	6		SUZUKI Yoshifumi	-	-	-	-	
	8		AGEBA Yuya	-	-	-	-	
	9		TOMIMATSU Takaaki	-	-	-	-	
	12		YAMAMURA Kota	-	-	-	-	
	13		SHIMIZU Kunihiro	-	-	-	-	
Team Totals				44	1	4	49	89.80

Limit

25.00%



## MATCH STATISTICS

比赛技术统计

P3

Match Duration: 1h33m  
Spectators: 795


JPN vs QAT  
3 0


Team	Sets	1	2	3	Total
JPN	3	25	25	32	82
QAT	0	19	15	30	64
	Playing Time	25m	19m	33m	1h17m


First Referee: LEE Jae Chun (KOR)

Second Referee: SADAYAN Ramamurthy (IND)

### QAT - QATAR

Scoring Spikers	Rk	No	Name	Spikes	Faults	Shots	Total Attempts	Eff %
	1	16	IBRAHIM Ibrahim M.	10	1	11	22	40.91
	2	6	JOHN Chigbo	9	2	7	18	38.89
	3	2	MOHAMED Jumah Faraj	8	2	8	18	33.33
	9		BAIRAM Ali Eshagh	-	5	7	12	
	12		HAMMAD Mubarak Dahi	2	3	5	10	
	14		YAGoub Ali Hamid	2	2	5	9	
	1		OBAIDAN Saeed Faraj	1	3	2	6	
	3		ASAD Ali Hassan	-	-	1	1	
	5		SAAD Sulaiman Said	-	-	-	-	
	8		ABDULRAHMAN A.	-	-	-	-	
	11		EBRAHIM Mohammed	-	-	-	-	
	18		AL HITMI Saed Juma	-	-	-	-	
Limit								
15.00%								
Team Totals				32	18	46	96	14.58

Scoring Blockers	Rk	No	Name	Kill Blocks	Faults	Rebounds	Total Attempts	Avg By Set
	1	2	MOHAMED Jumah Faraj	5	-	-	5	1.67
	2	16	IBRAHIM Ibrahim M.	2	1	1	4	0.67
	2	14	YAGoub Ali Hamid	2	-	1	3	0.67
	4	1	OBAIDAN Saeed Faraj	1	2	4	7	0.33
	5	12	HAMMAD Mubarak Dahi	-	3	3	6	0.00
	5	3	ASAD Ali Hassan	-	1	3	4	0.00
	5	9	BAIRAM Ali Eshagh	-	-	3	3	0.00
	5	6	JOHN Chigbo	-	2	1	3	0.00
	5	18	AL HITMI Saed Juma	-	1	1	2	0.00
	5		SAAD Sulaiman Said	-	-	-	-	
	8		ABDULRAHMAN A.	-	-	-	-	
	11		EBRAHIM Mohammed	-	-	-	-	
Team Totals				10	10	17	37	3.33

Scoring Servers	Rk	No	Name	Aces	Faults	Serve Hits	Total Attempts	Avg By Set
	1	14	YAGoub Ali Hamid	1	1	4	6	0.33
	2	2	MOHAMED Jumah Faraj	-	2	11	13	0.00
	2	6	JOHN Chigbo	-	1	11	12	0.00
	2	3	ASAD Ali Hassan	-	3	8	11	0.00
	2	16	IBRAHIM Ibrahim M.	-	2	5	7	0.00
	2	1	OBAIDAN Saeed Faraj	-	3	2	5	0.00
	2	9	BAIRAM Ali Eshagh	-	3	2	5	0.00
	2	12	HAMMAD Mubarak Dahi	-	3	1	4	0.00
	2	8	ABDULRAHMAN A.	-	-	2	2	0.00
	2	18	AL HITMI Saed Juma	-	1	-	1	0.00
	5		SAAD Sulaiman Said	-	-	-	-	
	11		EBRAHIM Mohammed	-	-	-	-	
Team Totals				1	19	46	66	0.33

Team	Opponent Errors & Team Faults	21	17
------	-------------------------------	----	----



## MATCH STATISTICS

比赛技术统计

P3

Match Duration: 1h33m  
Spectators: 795

JPN 3 vs QAT 0


Team	Sets	1	2	3	Total
JPN	3	25	25	32	82
QAT	0	19	15	30	64
Playing Time		25m	19m	33m	1h17m


First Referee: LEE Jae Chun (KOR)

Second Referee: SADAYAN Ramamurthy (IND)

### QAT - QATAR

Non-Scoring Diggers	Rk	No	Name	Digs	Faults	Receptions	Total Attempts	Avg By Set
	1	5	SAAD Sulaiman Said	9	4	4	17	3.00
	2	2	MOHAMED Jumah Faraj	6	2	2	10	2.00
	3	6	JOHN Chigbo	3	1	-	4	1.00
	4	1	OBAIDAN Saeed Faraj	2	2	2	6	0.67
	4	16	IBRAHIM Ibrahim M.	2	1	1	4	0.67
	4	3	ASAD Ali Hassan	2	1	-	3	0.67
	7	14	YAGoub Ali Hamid	1	3	-	4	0.33
	7	9	BAIRAM Ali Eshagh	1	-	2	3	0.33
	7	12	HAMMAD Mubarak Dahi	1	2	-	3	0.33
	7	8	ABDULRAHMAN A.	1	-	-	1	0.33
	11		EBRAHIM Mohammed	-	-	-	-	
	18		AL HITMI Saed Juma	-	-	-	-	
	Team Totals			28	16	11	55	9.33

Non-Scoring Setters	Rk	No	Name	Running Sets	Faults	Still Sets	Total Attempts	Avg By Set
	1	3	ASAD Ali Hassan	34	1	41	76	11.33
	2	18	AL HITMI Saed Juma	1	-	1	2	0.33
	3	5	SAAD Sulaiman Said	-	-	7	7	0.00
	3	16	IBRAHIM Ibrahim M.	-	-	3	3	0.00
	3	1	OBAIDAN Saeed Faraj	-	-	1	1	0.00
	3	2	MOHAMED Jumah Faraj	-	-	1	1	0.00
	3	9	BAIRAM Ali Eshagh	-	-	1	1	0.00
	3	14	YAGoub Ali Hamid	-	-	1	1	0.00
	6		JOHN Chigbo	-	-	-	-	
	8		ABDULRAHMAN A.	-	-	-	-	
	11		EBRAHIM Mohammed	-	-	-	-	
	12		HAMMAD Mubarak Dahi	-	-	-	-	
	Team Totals			35	1	56	92	11.67

Non-Scoring Receivers	Rk	No	Name	Excellents	Faults	Serve Receptions	Total Attempts	Succ %
	1	2	MOHAMED Jumah Faraj	24	1	3	28	85.71
	5		SAAD Sulaiman Said	14	-	1	15	
	14		YAGoub Ali Hamid	13	-	-	13	
	9		BAIRAM Ali Eshagh	10	-	1	11	
	3		ASAD Ali Hassan	1	-	-	1	
	1		OBAIDAN Saeed Faraj	-	-	-	-	
	6		JOHN Chigbo	-	-	-	-	
	8		ABDULRAHMAN A.	-	-	-	-	
	11		EBRAHIM Mohammed	-	-	-	-	
	12		HAMMAD Mubarak Dahi	-	-	-	-	
	16		IBRAHIM Ibrahim M.	-	-	-	-	
	18		AL HITMI Saed Juma	-	-	-	-	
	Team Totals			62	1	5	68	91.18

Legend:	Avg	Average	Eff%	Efficiency	Rk	Rank	Succ %	Success %
---------	-----	---------	------	------------	----	------	--------	-----------