







Intermediate Results

중간 경기 결과

AFTER SUBDIVISION 1 OF 2

| Rank | Bib | NOC Code |  |  |  |  | Total | A-A Rank |
|----------|-----|--|---|---|--|---|----------------|-------------|
| 1 | | UZB - Uzbekistan | | | | | | |
| | 125 | DAVIDOVA Valeriya | 15.150 | | 16.783 | 16.733 | 48.666 | |
| | 126 | FARKHUTDINOVA Ravilya | | 13.533 | | | 13.533 | |
| | 127 | RAKHMATOVA Djamila | 17.150 | 17.166 | 17.050 | 16.933 | 51.366 | (3) |
| | 128 | SERDYUKOVA Anastasiya | 16.983 | 17.166 | 17.283 | 16.883 | 51.432 | (2) |
| | | Total | 49.283 (1) | 47.865 (1) | 51.116 (1) | <u>50.549</u> (1) | 170.130 | |
| 2 | | CHN - China, People's Republic of | | | | | | |
| | 101 | DENG Senyue | 17.633 | 17.550 | 17.700 | 17.300 | 52.883 | (1) |
| | 102 | LIU Jiahui | 14.633 | 14.550 | 14.316 | 14.350 | 43.533 | (4) |
| | 103 | MA Qianhui | | | | 14.766 | 14.766 | |
| | 104 | WANG Yili | 14.100 | 14.633 | 14.583 | | 43.316 | |
| | | Total | 46.366 (2) | 46.733 (2) | <u>46.599</u> (2) | 46.416 (2) | 157.698 | |
| 3 | | TPE - Chinese Taipei | | | | | | |
| | 121 | HSU Tzu Chi | 13.066 | 12.950 | 11.816 | | 37.832 | |
| | 122 | KU Ni Chen | 12.883 | 13.000 | 13.500 | 13.333 | 39.833 | (6) |
| | 123 | KUNG Yun | 13.116 | 12.950 | 13.933 | 12.733 | 39.999 | (5) |
| | 124 | YANG Chian Mei | | | | 11.450 | 11.450 | |
| | | Total | 39.065 (3) | 38.900 (3) | <u>39.249</u> (3) | 37.516 (3) | 131.464 | |

INDIVIDUALS

THA - Thailand

| | | | | | | | |
|-----|----------------------|---------------|--------|--------|--------|--------|-----|
| 119 | CHAITEERAPATTARAP. | <u>11.333</u> | 11.266 | 11.850 | 11.300 | 34.483 | (8) |
| 120 | PRAWATYOTIN Panjarat | <u>11.900</u> | 11.733 | 12.183 | 12.600 | 36.683 | (7) |

Note:
Underlined totals indicate starting apparatus.
Italics indicate the low (discarded) score.

Legend:

A-A All-Around

Avg Average

