



Match No: 5

## Match Team Statistics

팀 경기 통계

THA 26 - 26 IND

(15 - 10) (11 - 16)

Referees: SHIMAJIRI Mariko / OTA Tomoko (JPN)

### THA - Thailand

Players		Shots								Offence		Defence		Penalties				TP
No.	Name	G/S	%	6m	Wing	9m	7m	FB	BT	AS	TF	ST	BS	YC	2Min	RC	EX	
2	KHAENGRIT Katnarin	5/6	83		1/2		1/1	3/3			2							59:40
3	BOONMI Suphacharaporn																	
5	SUKCHAROEN Phatcharavadee										4							13:03
7	WONGMAK Thippawan	4/5	80	0/1	1/1			2/2	1/1	2	2	1						43:09
8	THANAWAT Pattarasiri	2/5	40			1/3	1/1		0/1	2	1			1				24:23
10	NUNSUWAN Patchara									1								52:14
12	SAMAAIR Sarocha																	1:26
13	KAM MOR Khuearat	1/1	100						1/1	2	1				1			16:58
14	HONGBOODDEE Sunanta	2/3	67	1/2					1/1	1	6			1				53:58
15	SAWATPORN Wongduean	6/8	75	1/1	1/1		3/5		1/1	5	3				2			37:04
17	INTONG Chuenkamol	2/4	50	1/2		0/1	1/1			3	9	1						36:53
18	THONGNUM Suphansa																	7:39
27	JANTAHOM Siriluk																	5:09
68	MEETHUEN Pornpimon																	
69	MANEESA Lamduan	3/4	75	2/2				1/2		2	5			1	3			54:51
77	YAEMYIM Suphaporn	1/1	100					1/1										13:33
	Bench/Team										2							
Totals		26/37	70	5/8	3/4	1/4	6/8	7/8	4/5	18	35	2		3	6			

Goalkeepers		Total Shots		6m Shots		Wing Shots		9m Shots		7m Shots		Fast Breaks		Breakthroughs	
No.	Name	S/S	%	S/S	%	S/S	%	S/S	%	S/S	%	S/S	%	S/S	%
10	NUNSUWAN Patchara	10/30	33	5/7	71	2/6	33	1/1	100	0/2	0	0/10	0	2/4	50
18	THONGNUM Suphansa	0/6	0	0/2	0					0/3	0			0/1	0
Totals		10/36	28	5/9	56	2/6	33	1/1	100	0/5	0	0/10	0	2/5	40

Team Shots	Goals	Saves	Missed	Post	Blocked	Total	%
6m Shots	5	3				8	63
Wing Shots	3	1				4	75
9m Shots	1	3				4	25
7m Shots	6	2			N/A	8	75
Fast Breaks	7	1				8	88
Breakthroughs	4	1				5	80
Totals	26	11				37	70

Number of Attacks: 69, Scoring Efficiency: 38%



Match No: 5

## Match Team Statistics

팀 경기 통계

THA 26 - 26 IND

(15 - 10) (11 - 16)

Referees: SHIMAJIRI Mariko / OTA Tomoko (JPN)

## THA - Thailand

### Players

Goals / Shots

2 KHAENGRIT K	3 BOONMI S	5 SUKCHAROEN P	7 WONGMAK T	8 THANAWAT P	10 NUNSUWAN P	12 SAMAAIR S
1/1			1/1	0/1		
4/5			1/2	2/3	0/1	
			2/2			
13 KAM MOR K	14 HONGBOODDEE S	15 SAWATPORN W	17 INTONG C	18 THONGNUM S	27 JANTAHOM S	68 MEETHUEN P
	1/1					
	0/1	2/4				
1/1	1/1	2/2	1/1	0/1		
		1/1	2/2			
69 MANEESA L	77 YAEMYIM S					
1/1						
2/3	1/1					

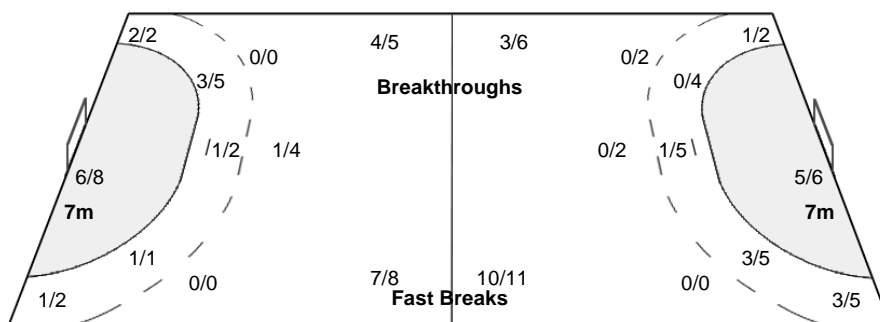
## Shots Distribution

Team  
Goals / Shots

1/1	1/1	1/1
2/5	0/1	1/1
9/13	1/2	10/11

Offence

Defence



Goalkeepers  
Saves / Shots

1/2	1/2
0/2	1/3
3/11	2/13

10 NUNSUWAN P

1/2	1/2
0/2	1/3
3/8	2/10

18 THONGNUM S

0/3	0/3
-----	-----



Match No: 5

## Match Team Statistics

팀 경기 통계

THA 26 - 26 IND  
(15 - 10) (11 - 16)

Referees: SHIMAJIRI Mariko / OTA Tomoko (JPN)

### IND - India

Players		Shots								Offence		Defence		Penalties				TP
No.	Name	G/S	%	6m	Wing	9m	7m	FB	BT	AS	TF	ST	BS	YC	2Min	RC	EX	
1	Priyanka									1								60:00
2	Manisha	8/14	57	0/2	0/1		4/5	2/3	2/3	11	7	1						60:00
3	NEGI Varuni																	
4	RAJWANT Kaur	7/14	50	1/5		0/2	1/1	4/4	1/2	1	5			1				54:27
5	Sanjeeta	7/9	78	3/3	3/5			1/1			3	1						59:02
6	Preeti									2	2			1	1			45:09
7	Anumit	0/1	0			0/1					2							4:53
8	Rimpi										1				1			3:41
9	Ritu	2/5	40	0/3	1/1			1/1			2	1			1			55:07
10	Deepa	0/1	0			0/1												6:24
11	GURMAIL Kaur																	
12	Sonia																	
13	GUPTA Indu														1			15:05
14	GURPREET Kaur																	
15	MANINDER Kaur	2/4	50	0/1				2/2	0/1	3	3	1		1	1			56:12
16	ABRAHAM Tintu																	
	Bench/Team																	
Totals		26/48	54	4/14	4/7	0/4	5/6	10/11	3/6	18	25	4		3	5			

Goalkeepers		Total Shots		6m Shots		Wing Shots		9m Shots		7m Shots		Fast Breaks		Breakthroughs	
No.	Name	S/S	%	S/S	%	S/S	%	S/S	%	S/S	%	S/S	%	S/S	%
1	Priyanka	11/37	30	3/8	38	1/4	25	3/4	75	2/8	25	1/8	13	1/5	20
12	Sonia														
16	ABRAHAM Tintu														
Totals		11/37	30	3/8	38	1/4	25	3/4	75	2/8	25	1/8	13	1/5	20

Team Shots	Goals	Saves	Missed	Post	Blocked	Total	%
6m Shots	4	5		5		14	29
Wing Shots	4	2	1			7	57
9m Shots		1	2	1		4	0
7m Shots	5			1	N/A	6	83
Fast Breaks	10		1			11	91
Breakthroughs	3	2	1			6	50
Totals	26	10	5	7		48	54

Number of Attacks: 69, Scoring Efficiency: 38%



Match No: 5

## Match Team Statistics

팀 경기 통계

THA 26 - 26 IND

(15 - 10) (11 - 16)

Referees: SHIMAJIRI Mariko / OTA Tomoko (JPN)

## IND - India

### Players

Goals / Shots

1 P	2 M	3 NEGI V	4 RAJWANT K	5 S	6 P	7 A
	1/1			0/1		
	4/6	3/4	0/1	1/1		
			2/2	2/2	1/1	3/3
	1-Missed 2-Post		1-Missed 3-Post	1-Missed		1-Missed
8 R	9 R	10 D	11 GURMAIL K	12 S	13 GUPTA I	14 GURPREET K
		1/2				
		1/1				
	2-Post	1-Missed				
15 MANINDER K	16 ABRAHAM T					
1/1	0/1					
0/1		1/1				

## Shots Distribution

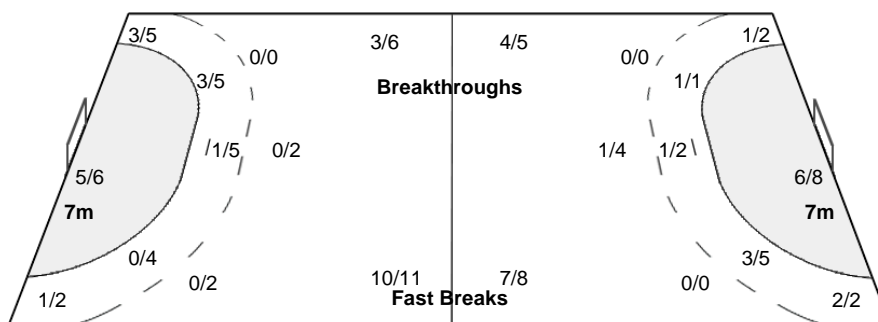
Team  
Goals / Shots

1/2		1/2
2/2	0/2	2/3
8/11	1/1	11/13

5-Missed 7-Post

Offence

Defence



Goalkeepers  
Saves / Shots


0/1	0/1	0/1
3/5	1/1	0/1
4/13	1/2	1/11

0/1	0/1	0/1
3/5	1/1	0/1
4/13	1/2	1/11

0/1	0/1	0/1
3/5	1/1	0/1
4/13	1/2	1/11

0/1	0/1	0/1
3/5	1/1	0/1
4/13	1/2	1/11

Timing and Results provided by Tissot



Match No: 5

## Match Team Statistics

팀 경기 통계

NOTE  
marked player number indicate 'player award'

LEGEND							
<b>TP</b>	Time Played	<b>G / Att.</b>	Goals / Attacks	<b>BS</b>	Blocked Shots	<b>YC</b>	Yellow Cards
<b>6mC</b>	6m Centre Shots	<b>Pos</b>	Position Attacks	<b>ST</b>	Steals	<b>RC</b>	Red Cards
<b>9m</b>	9m Shots	<b>P7</b>	Penalty Fouls	<b>AS</b>	Assists	<b>2Min</b>	2 Minute Suspensions
<b>R7</b>	Received 7m-Fouls	<b>BT</b>	Breaktroughs	<b>2+2</b>	2+2 Minute Suspensions	<b>NS</b>	Near Shots
<b>Prop. %</b>	Proportion of Goals	<b>%</b>	Efficiency	<b>FTO</b>	Fast Throw off	<b>TO (TF)</b>	Turnover (Technical Faults)
						<b>FB</b>	All Fast Breaks
						<b>Ind. FB</b>	Individual Fast
						<b>7mP</b>	7m Penalty Shots
						<b>Wing</b>	Wing Shots

Timing and Results provided by Tissot