



Cumulative Statistics by Skills


스킬별 누적통계

THA - Thailand

AFTER 3 MATCHES

| Scoring Spike | No | Name | Spikes | Faults | Shots | Total Attempts | Eff % |
|---|--------------------|-----------------------|--------|--------|-------|----------------|-------|
|  | 2 | PANNOY Piyanut | - | - | - | - | 0.00 |
| | 3 | PHANUSIT Em Orn | 1 | - | 5 | 6 | 16.67 |
| | 4 | NUEKJANG Thatdao | 12 | 4 | 8 | 24 | 33.33 |
| | 5 | THINKAOW Pleumjit | 24 | 9 | 14 | 47 | 31.91 |
| | 6 | SITTIRAK Onuma | 46 | 12 | 45 | 103 | 33.01 |
| | 9 | PINSUWAN Khatthalee | - | - | - | - | 0.00 |
| | 10 | APINYAPONG Wilavan | 38 | 6 | 30 | 74 | 43.24 |
| | 12 | CHAI SRI Tapaphaipun | 14 | 8 | 16 | 38 | 15.79 |
| | 13 | TOMKOM Nootsara | 1 | - | 10 | 11 | 9.09 |
| | 15 | KANTHONG Malika | 14 | 5 | 29 | 48 | 18.75 |
| | 17 | KAMULTHALA Kaewkalaya | 3 | - | 3 | 6 | 50.00 |
| | 19 | PANKAEW Parinya | - | - | - | - | 0.00 |
| | Team Totals | | 153 | 44 | 160 | 357 | 30.53 |

| Scoring Block | No | Name | Kill Blocks | Faults | Rebounds | Total Attempts | Avg by Set |
|--|--------------------|-----------------------|-------------|--------|----------|----------------|------------|
|  | 2 | PANNOY Piyanut | - | - | - | - | 0.00 |
| | 3 | PHANUSIT Em Orn | - | 1 | 2 | 3 | 0.00 |
| | 4 | NUEKJANG Thatdao | 2 | 13 | 11 | 26 | 0.20 |
| | 5 | THINKAOW Pleumjit | 5 | 13 | 25 | 43 | 0.50 |
| | 6 | SITTIRAK Onuma | 4 | 6 | 10 | 20 | 0.40 |
| | 9 | PINSUWAN Khatthalee | - | - | - | - | 0.00 |
| | 10 | APINYAPONG Wilavan | - | 5 | 3 | 8 | 0.00 |
| | 12 | CHAI SRI Tapaphaipun | 1 | 6 | 6 | 13 | 0.10 |
| | 13 | TOMKOM Nootsara | 2 | 4 | 12 | 18 | 0.20 |
| | 15 | KANTHONG Malika | - | 7 | 6 | 13 | 0.00 |
| | 17 | KAMULTHALA Kaewkalaya | 1 | 1 | 4 | 6 | 0.10 |
| | 19 | PANKAEW Parinya | - | - | - | - | 0.00 |
| | Team Totals | | 15 | 56 | 79 | 150 | 1.50 |

| Scoring Service | No | Name | Aces | Faults | Serve Hits | Total Attempts | Avg by Set |
|--|--------------------|-----------------------|------|--------|------------|----------------|------------|
|  | 2 | PANNOY Piyanut | - | - | - | - | 0.00 |
| | 3 | PHANUSIT Em Orn | - | - | 1 | 1 | 0.00 |
| | 4 | NUEKJANG Thatdao | - | 5 | 10 | 15 | 0.00 |
| | 5 | THINKAOW Pleumjit | 3 | 3 | 33 | 39 | 0.30 |
| | 6 | SITTIRAK Onuma | 1 | 8 | 17 | 26 | 0.10 |
| | 9 | PINSUWAN Khatthalee | 1 | - | 6 | 7 | 0.10 |
| | 10 | APINYAPONG Wilavan | - | 4 | 41 | 45 | 0.00 |
| | 12 | CHAI SRI Tapaphaipun | 1 | - | 18 | 19 | 0.10 |
| | 13 | TOMKOM Nootsara | 1 | 3 | 36 | 40 | 0.10 |
| | 15 | KANTHONG Malika | 1 | 5 | 23 | 29 | 0.10 |
| | 17 | KAMULTHALA Kaewkalaya | - | 2 | 8 | 10 | 0.00 |
| | 19 | PANKAEW Parinya | 2 | - | 5 | 7 | 0.20 |
| | Team Totals | | 10 | 30 | 198 | 238 | 1.00 |


| | | | |
|-------------|--|----|---|
| Team | Opponent Errors & Team Faults | 59 | 2 |
|-------------|--|----|---|

Cumulative Statistics by Skills


스킬별 누적통계

THA - Thailand

AFTER 3 MATCHES

| Non-Scoring Dig |
|--|
|  |

| No | Name | Digs | Faults | Receptions | Total Attempts | Avg by Set |
|--------------------|-----------------------|------|--------|------------|----------------|------------|
| 2 | PANNOY Piyanut | 5 | 3 | 34 | 42 | 0.50 |
| 3 | PHANUSIT Em Orn | - | - | 2 | 2 | 0.00 |
| 4 | NUEKJANG Thatdao | - | - | 5 | 5 | 0.00 |
| 5 | THINKAOW Pleumjit | - | 1 | 7 | 8 | 0.00 |
| 6 | SITTIRAK Onuma | 1 | 6 | 15 | 22 | 0.10 |
| 9 | PINSUWAN Khatthalee | 3 | 1 | 1 | 5 | 0.30 |
| 10 | APINYAPONG Wilavan | 4 | 6 | 40 | 50 | 0.40 |
| 12 | CHASRI Tapaphaipun | 4 | 2 | 14 | 20 | 0.40 |
| 13 | TOMKOM Nootsara | 4 | 3 | 28 | 35 | 0.40 |
| 15 | KANTHONG Malika | 2 | 2 | 25 | 29 | 0.20 |
| 17 | KAMULTHALA Kaewkalaya | - | 1 | 3 | 4 | 0.00 |
| 19 | PANKAEW Parinya | 1 | - | 3 | 4 | 0.10 |
| Team Totals | | 24 | 25 | 177 | 226 | 2.40 |

| Non-Scoring Set |
|---|
|  |

| No | Name | Running Sets | Faults | Still Sets | Total Attempts | Avg by Set |
|--------------------|-----------------------|--------------|--------|------------|----------------|------------|
| 2 | PANNOY Piyanut | 6 | - | 14 | 20 | 0.60 |
| 3 | PHANUSIT Em Orn | - | - | 1 | 1 | 0.00 |
| 4 | NUEKJANG Thatdao | 1 | - | 1 | 2 | 0.10 |
| 5 | THINKAOW Pleumjit | 3 | - | 10 | 13 | 0.30 |
| 6 | SITTIRAK Onuma | 2 | - | 14 | 16 | 0.20 |
| 9 | PINSUWAN Khatthalee | - | - | 2 | 2 | 0.00 |
| 10 | APINYAPONG Wilavan | 2 | - | 5 | 7 | 0.20 |
| 12 | CHASRI Tapaphaipun | 3 | - | 9 | 12 | 0.30 |
| 13 | TOMKOM Nootsara | 118 | 1 | 115 | 234 | 11.80 |
| 15 | KANTHONG Malika | 3 | - | 7 | 10 | 0.30 |
| 17 | KAMULTHALA Kaewkalaya | - | - | - | - | 0.00 |
| 19 | PANKAEW Parinya | 9 | - | 8 | 17 | 0.90 |
| Team Totals | | 147 | 1 | 186 | 334 | 14.70 |

| Non-Scoring Reception |
|--|
|  |

| No | Name | Excellents | Faults | Serve Receptions | Total Attempts | Succ % |
|--------------------|-----------------------|------------|--------|------------------|----------------|--------|
| 2 | PANNOY Piyanut | 20 | 2 | 21 | 43 | 46.51 |
| 3 | PHANUSIT Em Orn | - | - | - | - | 0.00 |
| 4 | NUEKJANG Thatdao | - | 1 | - | 1 | 0.00 |
| 5 | THINKAOW Pleumjit | - | - | - | - | 0.00 |
| 6 | SITTIRAK Onuma | 4 | - | 8 | 12 | 33.33 |
| 9 | PINSUWAN Khatthalee | 1 | 1 | - | 2 | 50.00 |
| 10 | APINYAPONG Wilavan | 19 | 3 | 30 | 52 | 36.54 |
| 12 | CHASRI Tapaphaipun | 10 | 1 | 16 | 27 | 37.04 |
| 13 | TOMKOM Nootsara | - | 1 | - | 1 | 0.00 |
| 15 | KANTHONG Malika | 11 | 1 | 22 | 34 | 32.35 |
| 17 | KAMULTHALA Kaewkalaya | - | - | 1 | 1 | 0.00 |
| 19 | PANKAEW Parinya | - | - | - | - | 0.00 |
| Team Totals | | 65 | 10 | 98 | 173 | 37.57 |

LEGEND

Avg Average

Eff% Efficiency

Succ% Success %

Timing and Results provided by Tissot