

**5<sup>th</sup> Asian Beach Games Organizing Committee**



# **Beach Handball**

**Official Result Book**



## **OCA RESULTS BOOKS**

The information provided in this publication is accurate at the time of prediction

For update, please refer to [http://www.ocagames.com/orw/abg5\\_2016.php](http://www.ocagames.com/orw/abg5_2016.php)

© 2016 Olympic Council of Asia



## Number of Entries by NOC

Số lượng tham gia theo NOC

As of MON 3 OCT 2016

NOC Code	NOC	Total entries by Event		Total
		Men's Team	Women's Team	
AFG	Afghanistan	7	0	7
BAN	Bangladesh	0	10	10
BRN	Bahrain	11	0	11
CHN	China, People's Republic of	0	10	10
HKG	Hong Kong, China	10	10	20
IND	India	9	10	19
JOR	Jordan	0	10	10
JPN	Japan	10	10	20
OMA	Oman	10	0	10
PAK	Pakistan	10	0	10
QAT	Qatar	10	0	10
SRI	Sri Lanka	10	0	10
THA	Thailand	10	10	20
TPE	Chinese Taipei	0	10	10
VIE	Vietnam	10	10	20
Total		107	90	197



## Entry List by NOC

Danh sách tham dự theo NOC

As of MON 3 OCT 2016

NOC	Name	G	Event	Date of Birth
AFG- Afghanistan	BAHAR Mirwais	M	Men's Team	12 MAY 1992
	RASOULI Fardin	M	Men's Team	26 APR 1994
	NABIZADA Esmatullah	M	Men's Team	23 JUL 1997
	AHMADI Habibullah	M	Men's Team	17 DEC 1991
	AKBARY Mohammad Zamir	M	Men's Team	9 NOV 1999
	SALIMI Mohd Bashir	M	Men's Team	22 APR 1987
	AFZALI Mohd Bashir	M	Men's Team	15 APR 1989
BAN- Bangladesh	AKTER Dalia	W	Women's Team	2 JUN 1982
	SIFA Mosammat	W	Women's Team	13 JUL 1998
	RANI Purnima	W	Women's Team	25 DEC 2001
	AKTER Shirina	W	Women's Team	4 SEP 1995
	NISHE Ismat Ara	W	Women's Team	27 NOV 1990
	BAGUM Sumy	W	Women's Team	14 OCT 1995
	KHATUN Mosammat Rahima	W	Women's Team	25 JUN 1997
	BISWAS Falguni	W	Women's Team	2 JAN 1996
	MING Shushila	W	Women's Team	11 JUN 1993
	PINKY Tabassum Tamanna	W	Women's Team	26 JAN 2000
BRN- Bahrain	ABDULLA Salman	M	Men's Team	1 DEC 1984
	ALNASHEET Adam	M	Men's Team	10 JUN 1989
	ASKANI Bilal	M	Men's Team	7 APR 1991
	MOHAMED Fahad	M	Men's Team	11 DEC 1978
	ALQAIDOOM Husain	M	Men's Team	21 NOV 1986
	MOHAMED Jaafar	M	Men's Team	18 SEP 1982
	MAHDI Mahmood	M	Men's Team	28 JAN 1990
	FARDAN Mohamed	M	Men's Team	23 JAN 1983
	AHMED Sayed Shehab	M	Men's Team	27 JAN 1985
	ALZAIMOOR Abdulla	M	Men's Team	22 AUG 1990
CHN- China, People's Republic of	ALMOULANI Tamim	M	Men's Team	9 MAR 1989
	LI Yao	W	Women's Team	7 JUN 1992
	SHEN Ping	W	Women's Team	4 JUL 1983
	SI Yan	W	Women's Team	9 DEC 1989
	ZHOU Ting	W	Women's Team	27 MAR 1987
	du Jijuan	W	Women's Team	12 AUG 1989
	ZHANG Tianjie	W	Women's Team	30 NOV 1991
	HAN Xinru	W	Women's Team	7 JAN 2000
	DONG Dandi	W	Women's Team	19 OCT 2000
	LIU Zhiyue	W	Women's Team	18 JAN 2000
HKG- Hong Kong, China	AN Xin	W	Women's Team	5 NOV 2000
	YUEN Hei Yin	M	Men's Team	15 AUG 1993
	IP Kwun Hung Eddy	M	Men's Team	6 APR 1992
	YEUNG Kong Kiu	M	Men's Team	21 SEP 1988
	LIN Ming Fai	M	Men's Team	24 APR 1984

### LEGEND

**G** Gender      **M** Man



**Entry List by NOC**  
Danh sách tham dự theo NOC  
As of MON 3 OCT 2016

NOC	Name	G	Event	Date of Birth
HKG- Hong Kong, China	YU Ping San	M	Men's Team	20 NOV 1986
	LEUNG Chun Yin	M	Men's Team	17 OCT 1994
	LEUNG Huen Ming	M	Men's Team	21 NOV 1987
	CHAN Chun Ho	M	Men's Team	5 FEB 1994
	NG Yin Pak	M	Men's Team	20 MAY 1994
	YIU Tai Wai	M	Men's Team	30 MAY 1988
	CHOW Pui Yee	W	Women's Team	16 AUG 1989
	CHUNG Ka Yu	W	Women's Team	15 SEP 1987
	CHAN Kam Ling	W	Women's Team	20 APR 1993
	TO Yuen Pik	W	Women's Team	16 OCT 1984
	SUM Ming Yee	W	Women's Team	3 APR 1987
	LAM Wai Yu	W	Women's Team	17 SEP 1991
	TSANG Ching Man	W	Women's Team	30 DEC 1990
	YIP Nga Man	W	Women's Team	14 MAR 1987
	LAM Tsz Yan	W	Women's Team	25 NOV 1994
	WONG Yee Ting	W	Women's Team	12 SEP 1995
IND- India	MOHAMMAD HAKIM Mohammad Hakim	M	Men's Team	15 DEC 1987
	SUNIL KUMAR Sunil Kumar	M	Men's Team	20 MAR 1996
	DAVINDER SINGH Davinder Singh	M	Men's Team	7 AUG 1998
	BOOTARAM SATPAL Bootaram Satpal	M	Men's Team	10 SEP 1999
	SONAWANE Abhishek Bhaskarrao	M	Men's Team	1 FEB 1994
	NAIN Ashok	M	Men's Team	4 NOV 1998
	JAGZAP Mangesh Prakash	M	Men's Team	1 FEB 1986
	DEWAN Rahul	M	Men's Team	22 OCT 1995
	MUKESH Mukesh	M	Men's Team	1 JAN 1996
	DARSHAN Darshan	W	Women's Team	29 AUG 1999
	KUMARI Khushbu	W	Women's Team	25 DEC 1994
	SAH Rupa	W	Women's Team	26 APR 1989
	SONIA Sonia	W	Women's Team	2 APR 1997
	SONIKA Sonika	W	Women's Team	7 DEC 2001
	NEGI Varuni	W	Women's Team	17 JAN 1991
	JYOTI Jyoti	W	Women's Team	9 JAN 1996
	SANJEETA Sanjeeta	W	Women's Team	10 JUL 1990
	HEMA Hema	W	Women's Team	14 NOV 1995
	PRACHI Prachi	W	Women's Team	17 DEC 1997
JOR- Jordan	ABEDA Leema Nabeel Omar	W	Women's Team	26 JUN 1995
	ALASH Hanadi Ziad (Mohammad Ali	W	Women's Team	9 OCT 1992
	KHDEIR Layla Mazen Adel	W	Women's Team	12 SEP 1990
	AL HALABEIH Sara Tariq Mohammad	W	Women's Team	18 JUL 1992
	OBEIDAT Fallak Ali Mefleh	W	Women's Team	10 APR 1987
	NASER Roa'a Ahmad Zohdi	W	Women's Team	16 DEC 1991
	AL RAWASHDEH Nahed Methqal Ali	W	Women's Team	7 MAR 1989

**LEGEND**

**G** Gender                      **M** Man





## Entry List by NOC

Danh sách tham dự theo NOC

As of MON 3 OCT 2016

NOC	Name	G	Event	Date of Birth
JOR- Jordan	OBEIDAT Ayah (M.W) Majed	W	Women's Team	21 SEP 1996
	ABUALNIL Reem Saeed Mohammad	W	Women's Team	14 JUN 1996
	SALAMEH Lubna Mahmoud Mohammad	W	Women's Team	21 APR 1990
JPN- Japan	HOSOKAWA Tomoaki	M	Men's Team	22 MAY 1995
	OGATA Yuto	M	Men's Team	3 OCT 1995
	ODA Junya	M	Men's Team	7 MAY 1991
	NAKANO Yohei	M	Men's Team	25 SEP 1979
	TAGAI Motoki	M	Men's Team	16 MAY 1995
	OKUNO Akihiro	M	Men's Team	5 FEB 1995
	HANAMIYA Takumi	M	Men's Team	28 DEC 1996
	TAKAHASHI Koji	M	Men's Team	1 MAR 1984
	TAKANO Katsuya	M	Men's Team	21 MAR 1995
	TAKARA Yuuki	M	Men's Team	16 OCT 1991
	NAKAYA Kaori	W	Women's Team	2 DEC 1987
	ODA Mai	W	Women's Team	18 AUG 1990
	KUTSUKAKE Erina	W	Women's Team	13 OCT 1990
	TANIKAWA Shoko	W	Women's Team	14 MAY 1994
	TABATA Runa	W	Women's Team	19 JAN 1996
	SHIBATA Mao	W	Women's Team	11 OCT 1996
	FUKUZAWA Ayaka	W	Women's Team	24 DEC 1996
	KATSUDA Saaya	W	Women's Team	17 OCT 1996
	OGASAWARA Azusa	W	Women's Team	27 JAN 1997
	SANADA Midori	W	Women's Team	25 MAR 1996
OMA- Oman	AL-KASBI Usama Mohammed Said	M	Men's Team	12 MAY 1988
	AL HARTHI Yasir Said Sulaiman	M	Men's Team	22 DEC 1990
	AL-JABRI Hussain Ali Ayil	M	Men's Team	2 OCT 1980
	AL DUGHAIHI Marwan Saaiyid Khamis	M	Men's Team	27 AUG 1990
	AL HASANI Said Hamed Saud	M	Men's Team	25 AUG 1988
	AL-HADIDI Ashraf Khamis Mohamed	M	Men's Team	17 JAN 1985
	AL TAMTAMI Nasr Khamis Halait	M	Men's Team	24 MAR 1985
	AL AZAN Azan Ali Said	M	Men's Team	30 NOV 1989
	AL HASANI As'ad Said Rashid	M	Men's Team	2 MAR 1988
	AL SULEIMANI Mehdi Salim Mohammed	M	Men's Team	9 JUN 1992
PAK- Pakistan	ALI Asif	M	Men's Team	10 OCT 1993
	SAEED Asim	M	Men's Team	10 SEP 1993
	ATIF Muhammad Uzair	M	Men's Team	22 SEP 1987
	HUSSAIN Muzamal	M	Men's Team	1 JAN 1999
	KHAN Rana Waqar	M	Men's Team	2 OCT 1991
	ALI Tahir	M	Men's Team	2 MAR 1982
	ULLAH Abid	M	Men's Team	10 FEB 1988
	HUSSAIN Hazrat	M	Men's Team	4 FEB 1981
	YASIN Khawar	M	Men's Team	13 OCT 1991

### LEGEND

**G** Gender                      **M** Man



## Entry List by NOC

Danh sách tham dự theo NOC

As of MON 3 OCT 2016

NOC	Name	G	Event	Date of Birth
PAK- Pakistan	PERVAIZ Muhammad Shahid	M	Men's Team	17 OCT 1983
QAT- Qatar	HASSAN Mohamed	M	Men's Team	19 FEB 1984
	ZOUAOUI Anis	M	Men's Team	7 FEB 1992
	KENAOUI Sid	M	Men's Team	7 NOV 1988
	KAKHI Hani	M	Men's Team	31 OCT 1990
	MOHAMED Mutasem	M	Men's Team	2 MAR 1988
	MORGAN Ahmed	M	Men's Team	28 JUN 1990
	MAHFOUZ Mohab	M	Men's Team	18 MAY 1987
	GARBA Ali	M	Men's Team	31 JAN 1991
	ABDELHAK Ahmed	M	Men's Team	14 FEB 1988
	DENGUIR Amir	M	Men's Team	7 MAR 1995
	JAYASIRIGE Rusiru Prabath Jayasiri	M	Men's Team	13 JUN 1990
SRI- Sri Lanka	GALHENA KANKANAMGE Sanjaya Kumara	M	Men's Team	3 APR 1988
	WEERAKKODI Harsha Prasad de Silva	M	Men's Team	24 SEP 1989
	KOSWATHTHA MUHANDIRAM RAL S. S. B.	M	Men's Team	14 FEB 1988
	HEWA MALAWIGE Milan Madushan	M	Men's Team	20 SEP 1987
	AGAMPODI Chanaru Madushanka	M	Men's Team	13 MAR 1989
	RATHNAYAKA MUDIYANSELAGE N. P. K.	M	Men's Team	21 FEB 1986
	THILAKARATHNA MUDIYANSELA P. K. T.	M	Men's Team	13 AUG 1991
	HETTIGODAGE Anil Dasantha Hettigoda	M	Men's Team	21 APR 1989
	DRABATH Madushanka	M	Men's Team	
	SRISONG Chainarong	M	Men's Team	16 JAN 1986
	KONGKA Bulakorn	M	Men's Team	15 NOV 1989
THA- Thailand	SOMBUNJIT Anek	M	Men's Team	4 MAR 1986
	USUWAN Phairoj	M	Men's Team	16 SEP 1991
	SRICHAJ Puwanart	M	Men's Team	18 NOV 1993
	JANKRA Sirisak	M	Men's Team	8 NOV 1995
	KHUNNARONG Rattanon	M	Men's Team	8 FEB 1995
	CHASITTHIDAMRONGSUK Kittipun	M	Men's Team	14 JUL 1995
	PUANGSALEE Eakchai	M	Men's Team	28 AUG 1997
	KIRIYA Wiriya	M	Men's Team	20 JUN 1995
	SRITHAMMA Kwanruedi	W	Women's Team	3 MAY 1993
	MANMAI Punpana	W	Women's Team	13 DEC 1991
	THONGKOT Pakakan	W	Women's Team	7 OCT 1995
	BUNJARERN Pawinee	W	Women's Team	8 JUN 1995
	SILA Vanpen	W	Women's Team	20 NOV 1991
	SURASON Viyada	W	Women's Team	27 JUN 1995
	JANJIT Kawinthida	W	Women's Team	13 SEP 1997
	CHALACHAI Pornpiroon	W	Women's Team	1 JUL 1995
	SUKJAN Supharat	W	Women's Team	30 JAN 1996
	WONGNARA Orrathai	W	Women's Team	17 MAY 1992
TPE- Chinese Taipei	HUANG Wei-Jung	W	Women's Team	2 APR 1993

### LEGEND

**G** Gender **M** Man



## Entry List by NOC

Danh sách tham dự theo NOC

As of MON 3 OCT 2016

NOC	Name	G	Event	Date of Birth
TPE- Chinese Taipei	CHU Chiu-En	W	Women's Team	25 APR 1984
	TSAI Tzu-Hsuan	W	Women's Team	4 OCT 1990
	SHIH Wei-Ju	W	Women's Team	28 NOV 1993
	WANG Yu-Fen	W	Women's Team	9 SEP 1993
	CHENG Tzu-Ping	W	Women's Team	10 JUL 1993
	CHEN Te-Jung	W	Women's Team	24 SEP 1985
	CHENG Ya-Fang	W	Women's Team	15 MAY 1991
	CHEN Szu-Yu	W	Women's Team	8 JUN 1995
VIE- Vietnam	CHIEN Chen-Chen	W	Women's Team	25 APR 1992
	HUYNH Ky	M	Men's Team	1 JAN 1994
	HUYNH NAM Tien	M	Men's Team	6 JUL 1994
	KIM XUAN Tien	M	Men's Team	21 DEC 1993
	DUONG XUAN Thanh	M	Men's Team	22 DEC 1993
	NGUYEN van Tung	M	Men's Team	25 JUN 1994
	Ia van Lon	M	Men's Team	20 MAR 1994
	NGUYEN van Trong	M	Men's Team	17 JUN 1989
	NGUYEN VU Dung	M	Men's Team	14 NOV 1989
	HOANG van Tien	M	Men's Team	18 DEC 1993
	Ie van Binh	M	Men's Team	15 FEB 1989
	CHAU NGOC THUY Dung	W	Women's Team	9 DEC 1982
	TRAN THI Sen	W	Women's Team	12 FEB 1991
	NGUYEN THI KIM Thu	W	Women's Team	8 APR 1985
	NGUYEN THANH Huyen	W	Women's Team	4 JUL 1995
	DAM THI THANH Huyen	W	Women's Team	27 MAY 1997
	NGUYEN KIM Oanh	W	Women's Team	22 JUN 1991
	NGUYEN THI TRA My	W	Women's Team	13 OCT 1993
	LU NGOC Trinh	W	Women's Team	25 MAY 1996
	HA THI Hanh	W	Women's Team	30 JUL 1995
	Ie THI THANH Phung	W	Women's Team	26 FEB 1989

### LEGEND

**G** Gender **M** Man



## Entry List by Event

Danh sách tham dự theo môn thi đấu

As of MON 3 OCT 2016

NOC	Name	Date of Birth
AFG Afghanistan	BAHAR Mirwais	1992-05-12
	RASOULI Fardin	1994-04-26
	NABIZADA Esmatullah	1997-07-23
	AHMADI Habibullah	1991-12-17
	AKBARY Mohammad Zamir	1999-11-09
	SALIMI Mohd Bashir	1987-04-22
	AFZALI Mohd Bashir	1989-04-15
	ABDULLA Salman	1984-12-01
BRN Bahrain	ALNASHEET Adam	1989-06-10
	ASKANI Bilal	1991-04-07
	MOHAMED Fahad	1978-12-11
	ALQAIDOOM Husain	1986-11-21
	MOHAMED Jaafar	1982-09-18
	MAHDI Mahmood	1990-01-28
	FARDAN Mohamed	1983-01-23
	AHMED Sayed Shehab	1985-01-27
	ALZAIMOOR Abdulla	1990-08-22
	ALMOULANI Tamim	1989-03-09
	YUEN Hei Yin	1993-08-15
	IP Kwun Hung Eddy	1992-04-06
HKG Hong Kong, China	YEUNG Kong Kiu	1988-09-21
	LIN Ming Fai	1984-04-24
	YU Ping San	1986-11-20
	LEUNG Chun Yin	1994-10-17
	LEUNG Huen Ming	1987-11-21
	CHAN Chun Ho	1994-02-05
	NG Yin Pak	1994-05-20
	YIU Tai Wai	1988-05-30
	MOHAMMAD HAKIM Mohammad Hakim	1987-12-15
	SUNIL KUMAR Sunil Kumar	1996-03-20
IND India	DAVINDER SINGH Davinder Singh	1998-08-07
	BOOTARAM SATPAL Bootaram Satpal	1999-09-10
	SONAWANE Abhishek Bhaskarrao	1994-02-01
	NAIN Ashok	1998-11-04
	JAGZAP Mangesh Prakash	1986-02-01
	DEWAN Rahul	1995-10-22
	MUKESH Mukesh	1996-01-01
	HOSOKAWA Tomoaki	1995-05-22
	OGATA Yuto	1995-10-03
	ODA Junya	1991-05-07
JPN Japan	NAKANO Yohei	1979-09-25
	TAGAI Motoki	1995-05-16
	OKUNO Akihiro	1995-02-05

**Note:**  
All changes are available in INFO



## Entry List by Event

Danh sách tham dự theo môn thi đấu

As of MON 3 OCT 2016

NOC	Name	Date of Birth
JPN Japan	HANAMIYA Takumi	1996-12-28
	TAKAHASHI Koji	1984-03-01
	TAKANO Katsuya	1995-03-21
	TAKARA Yuuki	1991-10-16
OMA Oman	AL-KASBI Usama Mohammed Said	1988-05-12
	AL HARTHI Yasir Said Sulaiman	1990-12-22
	AL-JABRI Hussain Ali Ayil	1980-10-02
	AL DUGHAIISHI Marwan Saaiyid Khamis	1990-08-27
	AL HASANI Said Hamed Saud	1988-08-25
	AL-HADIDI Ashraf Khamis Mohamed	1985-01-17
	AL TAMTAMI Nasr Khamis Halait	1985-03-24
	AL AZAN Azan Ali Said	1989-11-30
	AL HASANI As'ad Said Rashid	1988-03-02
	AL SULEIMANI Mehdi Salim Mohammed	1992-06-09
	ALI Asif	1993-10-10
	SAEED Asim	1993-09-10
PAK Pakistan	ATIF Muhammad Uzair	1987-09-22
	HUSSAIN Muzamal	1999-01-01
	KHAN Rana Waqar	1991-10-02
	ALI Tahir	1982-03-02
	ULLAH Abid	1988-02-10
	HUSSAIN Hazrat	1981-02-04
	YASIN Khawar	1991-10-13
	PERVAIZ Muhammad Shahid	1983-10-17
	HASSAN Mohamed	1984-02-19
	ZOUAOUI Anis	1992-02-07
	KENAOUI Sid	1988-11-07
	KAKHI Hani	1990-10-31
QAT Qatar	MOHAMED Mutasem	1988-03-02
	MORGAN Ahmed	1990-06-28
	MAHFOUZ Mohab	1987-05-18
	GARBA Ali	1991-01-31
	ABDELHAK Ahmed	1988-02-14
	DENGUIR Amir	1995-03-07
	JAYASIRIGE Rusiru Prabath Jayasiri	1990-06-13
	GALHENA KANKANAMGE Sanjaya Kumara	1988-04-03
	WEERAKKODI Harsha Prasad de Silva	1989-09-24
	KOSWATHTHA MUHANDIRAM RAL S. S. B.	1988-02-14
	HEWA MALAWIGE Milan Madushan	1987-09-20
	AGAMPODI Chanaru Madushanka	1989-03-13
SRI Sri Lanka	RATHNAYAKA MUDIYANSELAGE N. P. K.	1986-02-21
	THILAKARATHNA MUDIYANSELA P. K. T.	1991-08-13
	HETTIGODAGE Anil Dasantha Hettigoda	1989-04-21

**Note:**  
All changes are available in INFO



## Entry List by Event

Danh sách tham dự theo môn thi đấu

As of MON 3 OCT 2016

NOC	Name	Date of Birth
SRI Sri Lanka	DRABATH Madushanka	
THA Thailand	SRISONG Chainarong	1986-01-16
	KONGKA Bulakorn	1989-11-15
	SOMBUNJIT Anek	1986-03-04
	USUWAN Phairoj	1991-09-16
	SRICHAJ Puwanart	1993-11-18
	JANKRA Sirisak	1995-11-08
	KHUNNARONG Rattanon	1995-02-08
	CHASITTHIDAMRONGSUK Kittipun	1995-07-14
	PUANGSALEE Eakchai	1997-08-28
	KIRIYA Wiriya	1995-06-20
VIE Vietnam	HUYNH Ky	1994-01-01
	HUYNH NAM Tien	1994-07-06
	KIM XUAN Tien	1993-12-21
	DUONG XUAN Thanh	1993-12-22
	NGUYEN van Tung	1994-06-25
	Ia van Lon	1994-03-20
	NGUYEN van Trong	1989-06-17
	NGUYEN VU Dung	1989-11-14
	HOANG van Tien	1993-12-18
	Ie van Binh	1989-02-15

**Note:**  
All changes are available in INFO



## Entry List by Event

Danh sách tham dự theo môn thi đấu

As of MON 3 OCT 2016

NOC	Name	Date of Birth
BAN Bangladesh	AKTER Dalia	1982-06-02
	SIFA Mosammat	1998-07-13
	RANI Purnima	2001-12-25
	AKTER Shirina	1995-09-04
	NISHE Ismat Ara	1990-11-27
	BAGUM Sumy	1995-10-14
	KHATUN Mosammat Rahima	1997-06-25
	BISWAS Falguni	1996-01-02
	MING Shushila	1993-06-11
	PINKY Tabassum Tamanna	2000-01-26
CHN China, People's Republic of	LI Yao	1992-06-07
	SHEN Ping	1983-07-04
	SI Yan	1989-12-09
	ZHOU Ting	1987-03-27
	du Jijuan	1989-08-12
	ZHANG Tianjie	1991-11-30
	HAN Xinru	2000-01-07
	DONG Dandi	2000-10-19
	LIU Zhiyue	2000-01-18
	AN Xin	2000-11-05
HKG Hong Kong, China	CHOW Pui Yee	1989-08-16
	CHUNG Ka Yu	1987-09-15
	CHAN Kam Ling	1993-04-20
	TO Yuen Pik	1984-10-16
	SUM Ming Yee	1987-04-03
	LAM Wai Yu	1991-09-17
	TSANG Ching Man	1990-12-30
	YIP Nga Man	1987-03-14
	LAM Tsz Yan	1994-11-25
	WONG Yee Ting	1995-09-12
IND India	DARSHAN Darshan	1999-08-29
	KUMARI Khushbu	1994-12-25
	SAH Rupa	1989-04-26
	SONIA Sonia	1997-04-02
	SONIKA Sonika	2001-12-07
	NEGI Varuni	1991-01-17
	JYOTI Jyoti	1996-01-09
	SANJEETA Sanjeeta	1990-07-10
	HEMA Hema	1995-11-14
	PRACHI Prachi	1997-12-17
JOR Jordan	ABEDA Leema Nabeel Omar	1995-06-26
	ALASH Hanadi Ziad (Mohammad Ali	1992-10-09
	KHDEIR Layla Mazen Adel	1990-09-12

**Note:**  
All changes are available in INFO



## Entry List by Event

Danh sách tham dự theo môn thi đấu

As of MON 3 OCT 2016

NOC	Name	Date of Birth
JOR Jordan	AL HALABEIH Sara Tariq Mohammad	1992-07-18
	OBEIDAT Fallak Ali Mefleh	1987-04-10
	NASER Roa'a Ahmad Zohdi	1991-12-16
	AL RAWASHDEH Nahed Methqal Ali	1989-03-07
	OBEIDAT Ayah (M.W) Majed	1996-09-21
	ABUALNIL Reem Saeed Mohammad	1996-06-14
	SALAMEH Lubna Mahmoud Mohammad	1990-04-21
	NAKAYA Kaori	1987-12-02
	ODA Mai	1990-08-18
	KUTSUKAKE Erina	1990-10-13
JPN Japan	TANIKAWA Shoko	1994-05-14
	TABATA Runa	1996-01-19
	SHIBATA Mao	1996-10-11
	FUKUZAWA Ayaka	1996-12-24
	KATSUDA Saaya	1996-10-17
	OGASAWARA Azusa	1997-01-27
	SANADA Midori	1996-03-25
	SRITHAMMA Kwanruedi	1993-05-03
	MANMAI Punpana	1991-12-13
	THONGKOT Pakakan	1995-10-07
THA Thailand	BUNJARERN Pawinee	1995-06-08
	SILA Vanpen	1991-11-20
	SURASON Viyada	1995-06-27
	JANJIT Kawinthida	1997-09-13
	CHALACHAI Pornpiroon	1995-07-01
	SUKJAN Supharat	1996-01-30
	WONGNARA Orrathai	1992-05-17
	HUANG Wei-Jung	1993-04-02
	CHU Chiu-En	1984-04-25
	TSAI Tzu-Hsuan	1990-10-04
TPE Chinese Taipei	SHIH Wei-Ju	1993-11-28
	WANG Yu-Fen	1993-09-09
	CHENG Tzu-Ping	1993-07-10
	CHEN Te-Jung	1985-09-24
	CHENG Ya-Fang	1991-05-15
	CHEN Szu-Yu	1995-06-08
	CHIEN Chen-Chen	1992-04-25
	CHAU NGOC THUY Dung	1982-12-09
	TRAN THI Sen	1991-02-12
	NGUYEN THI KIM Thu	1985-04-08
VIE Vietnam	NGUYEN THANH Huyen	1995-07-04
	DAM THI THANH Huyen	1997-05-27
	NGUYEN KIM Oanh	1991-06-22

**Note:**  
All changes are available in INFO





## Entry List by Event

Danh sách tham dự theo môn thi đấu

As of MON 3 OCT 2016

NOC	Name	Date of Birth
VIE Vietnam	NGUYEN THI TRA My	1993-10-13
	LU NGOC Trinh	1996-05-25
	HA THI Hanh	1995-07-30
	le THI THANH Phung	1989-02-26

**Note:**  
All changes are available in INFO



## Team Roster

Phân công trong đội

As of MON 3 OCT 2016

### AFG - Afghanistan

No.	Name	Pos	L/R	Height m/ft	Weight kg/lbs	Date of Birth	Age
1	SALIMI Mohd Bashir	PL		1.85 / 6'1"	92 / 202	22 APR 1987	29
2	RASOULI Fardin	GK		1.79 / 5'10"	79 / 174	26 APR 1994	22
3	BAHAR Mirwais	PL		1.80 / 5'11"	93 / 205	12 MAY 1992	24
4	AFZALI Mohd Bashir	PL		1.85 / 6'1"	98 / 216	15 APR 1989	27
5	NABIZADA Esmatullah	PL		1.75 / 5'9"	86 / 189	23 JUL 1997	19
6	AHMADI Habibullah	PL		1.80 / 5'11"	68 / 150	17 DEC 1991	25
7	AKBARY Mohammad Zamir	PL		1.85 / 6'1"	70 / 154	9 NOV 1999	17
Team Average:				1.81 / 5'11"	84 / 184		

#### Uniform Colours

##### CourtPlayer 1

ORANGE

#### Shorts

ORANGE

##### CourtPlayer 2

LIGHT GREEN

LIGHT GREEN

##### Goalkeeper 1

LIGHT GREEN

LIGHT GREEN

##### Goalkeeper 2

ORANGE

ORANGE

##### Goalkeeper 3

YELLOW

YELLOW

#### Officials :

RAHIMI Mohd Ebrahim

(Head Coach)

#### LEGEND

**GK** Goalkeeper  
**(C)** Captain

**L/R** Handness

**PL** Player

**Pos** Position



## Team Roster

Phân công trong đội

As of MON 3 OCT 2016

**BRN - Bahrain**

No.	Name	Pos	L/R	Height m/ft	Weight kg/lbs	Date of Birth	Age
3	MOHAMED Fahad	PL		1.79 / 5'10"	90 / 198	11 DEC 1978	38
4	MAHDI Mahmood	PL		1.71 / 5'7"	75 / 165	28 JAN 1990	26
6	AHMED Sayed Shehab	PL		1.78 / 5'10"	76 / 167	27 JAN 1985	31
7	ABDULLA Salman	PL		1.70 / 5'7"	75 / 165	1 DEC 1984	32
10	ASKANI Bilal	PL		1.77 / 5'10"	74 / 163	7 APR 1991	25
11	MOHAMED Jaafar	PL		1.86 / 6'1"	95 / 209	18 SEP 1982	34
12	ALQAIDOOM Husain	GK		1.70 / 5'7"	90 / 198	21 NOV 1986	30
15	FARDAN Mohamed	PL		1.84 / 6'0"	81 / 178	23 JAN 1983	33
16	ALZAIMOOR Abdulla	GK		1.65 / 5'5"	69 / 152	22 AUG 1990	26
19	ALNASHEET Adam	PL		1.71 / 5'7"	72 / 158	10 JUN 1989	27
20	ALMOULANI Tamim	PL		1.75 / 5'9"	80 / 176	9 MAR 1989	27
<b>Team Average:</b>				1.75 / 5'9"	80 / 175		

Uniform Colours	Shirt	Shorts
CourtPlayer 1	RED	RED
CourtPlayer 2	WHITE	WHITE
Goalkeeper 1	WHITE	WHITE
Goalkeeper 2	RED	RED
Goalkeeper 3	BLUE	BLUE

<b>Officials :</b>	ALMARZOOQ Raed	(Head Coach)
	ZUZEK Gorazd	(Team Official)

LEGEND							
<b>GK</b>	Goalkeeper	<b>L/R</b>	Handness	<b>PL</b>	Player	<b>Pos</b>	Position
<b>(C)</b>	Captain						



## Team Roster

Phân công trong đội

As of MON 3 OCT 2016

HKG - Hong Kong, China

No.	Name	Pos	L/R	Height m/ft	Weight kg/lbs	Date of Birth	Age
1	CHAN Chun Ho	PL		1.84 / 6'0"	85 / 187	5 FEB 1994	22
4	LEUNG Chun Yin	GK		1.74 / 5'9"	75 / 165	17 OCT 1994	22
7	YU Ping San	PL		1.76 / 5'9"	75 / 165	20 NOV 1986	30
9	YEUNG Kong Kiu	PL		1.76 / 5'9"	78 / 172	21 SEP 1988	28
12	LEUNG Huen Ming	PL		1.73 / 5'8"	75 / 165	21 NOV 1987	29
14	YIU Tai Wai	PL		1.83 / 6'0"	74 / 163	30 MAY 1988	28
16	NG Yin Pak	GK		1.83 / 6'0"	85 / 187	20 MAY 1994	22
29	LIN Ming Fai (C)	PL		1.81 / 5'11"	80 / 176	24 APR 1984	32
33	YUEN Hei Yin	PL		1.85 / 6'1"	85 / 187	15 AUG 1993	23
40	IP Kwun Hung Eddy	PL		1.82 / 6'0"	82 / 180	6 APR 1992	24
Team Average:				1.80 / 5'11"	79 / 175		

### Uniform Colours

#### CourtPlayer 1

RED

### Shorts

RED

#### CourtPlayer 2

YELLOW

YELLOW

#### Goalkeeper 1

YELLOW

YELLOW

#### Goalkeeper 2

DARK BLUE

DARK BLUE

#### Goalkeeper 3

RED

RED

### Officials :

HO Chung Ho Philibe

(Team Leader)

KONG Lung Cheung

(Team Leader)

HUI Man Pong

(Head Coach)

### LEGEND

**GK** Goalkeeper  
**(C)** Captain

**L/R** Handness

**PL** Player

**Pos** Position



## Team Roster

Phân công trong đội

As of MON 3 OCT 2016

IND - India

No.	Name	Pos	L/R	Height m/ft	Weight kg/lbs	Date of Birth	Age
1	MOHAMMAD HAKIM Mohammad Hakim	GK		1.70 / 5'7"	65 / 143	15 DEC 1987	29
2	BOOTARAM SATPAL Bootaram Satpal	LB		1.70 / 5'7"	64 / 141	10 SEP 1999	17
3	DEWAN Rahul	LW		1.76 / 5'9"	58 / 128	22 OCT 1995	21
4	DAVINDER SINGH Davinder Singh	LB		1.80 / 5'11"	77 / 169	7 AUG 1998	18
5	NAIN Ashok	LB		1.88 / 6'2"	80 / 176	4 NOV 1998	18
6	JAGZAP Mangesh Prakash	PL		1.88 / 6'2"	85 / 187	1 FEB 1986	30
7	SONAWANE Abhishek Bhaskarrao	PL		1.77 / 5'10"	72 / 158	1 FEB 1994	22
8	MUKESH Mukesh	RW		1.70 / 5'7"	70 / 154	1 JAN 1996	20
9	SUNIL KUMAR Sunil Kumar	GK		1.84 / 6'0"	81 / 178	20 MAR 1996	20
Team Average:				1.78 / 5'10"	72 / 159		

Uniform Colours	Shirt	Shorts
CourtPlayer 1	RED	RED
CourtPlayer 2	BLUE	BLUE

Officials :	SINDHU Shivaji	(Head Coach)
	JUGMINDER Singh	(Head Coach)

LEGEND							
GK	Goalkeeper	LB	Left Back	LW	Left Winger	L/R	Handness
PL	Player	Pos	Position	RW	Right Winger	(C)	Captain



## Team Roster

Phân công trong đội

As of MON 3 OCT 2016

JPN - Japan

No.	Name	Pos	L/R	Height m/ft	Weight kg/lbs	Date of Birth	Age
1	NAKANO Yohei	PL		1.71 / 5'7"	65 / 143	25 SEP 1979	37
2	TAKAHASHI Koji	PL		1.84 / 6'0"	77 / 169	1 MAR 1984	32
3	TAKANO Katsuya	PL		1.87 / 6'2"	73 / 161	21 MAR 1995	21
4	TAKARA Yuuki	PL		1.74 / 5'9"	67 / 147	16 OCT 1991	25
5	TAGAI Motoki	PL		1.71 / 5'7"	70 / 154	16 MAY 1995	21
6	HOSOKAWA Tomoaki	PL		1.74 / 5'9"	64 / 141	22 MAY 1995	21
7	ODA Junya (C)	PL		1.85 / 6'1"	78 / 172	7 MAY 1991	25
8	OGATA Yuto	PL		1.64 / 5'5"	55 / 121	3 OCT 1995	21
9	OKUNO Akihiro	GK		1.78 / 5'10"	72 / 158	5 FEB 1995	21
10	HANAMIYA Takumi	PL		1.82 / 6'0"	87 / 191	28 DEC 1996	20
Team Average:				1.77 / 5'10"	71 / 156		

### Uniform Colours

#### CourtPlayer 1

BLUE

### Shorts

BLUE

#### CourtPlayer 2

WHITE

WHITE

#### Goalkeeper 1

WHITE

WHITE

#### Goalkeeper 2

DARK BLUE

DARK BLUE

#### Goalkeeper 3

BLUE

BLUE

### Officials :

ENARI Motonobu

(Team Leader)

HYOKAI Masayuki

(Head Coach)

OKIMOTO Tetsuro

(Head Coach)

### LEGEND

**GK** Goalkeeper  
**(C)** Captain

**L/R** Handness

**PL** Player

**Pos** Position



## Team Roster

Phân công trong đội

As of MON 3 OCT 2016

OMA - Oman

No.	Name	Pos	L/R	Height m/ft	Weight kg/lbs	Date of Birth	Age
2	AL-HADIDI Ashraf Khamis Mohamed	PL		1.78 / 5'10"	80 / 176	17 JAN 1985	31
3	AL-JABRI Hussain Ali Ayil	GK		1.78 / 5'10"	80 / 176	2 OCT 1980	36
11	AL DUGHAIHI Marwan Saaiyid Khamis	PL		1.79 / 5'10"	80 / 176	27 AUG 1990	26
17	AL HARTHI Yasir Said Sulaiman	PL		1.75 / 5'9"	80 / 176	22 DEC 1990	26
18	AL SULEIMANI Mehdi Salim Mohammed	PL		1.91 / 6'3"	84 / 185	9 JUN 1992	24
20	AL HASANI Said Hamed Saud	PL		1.75 / 5'9"	82 / 180	25 AUG 1988	28
28	AL AZAN Azan Ali Said	GK		1.65 / 5'5"	75 / 165	30 NOV 1989	27
33	AL TAMTAMI Nasr Khamis Halait	PL		1.76 / 5'9"	80 / 176	24 MAR 1985	31
77	AL-KASBI Usama Mohammed Said	PL		1.65 / 5'5"	70 / 154	12 MAY 1988	28
90	AL HASANI As'ad Said Rashid	PL		1.89 / 6'2"	88 / 194	2 MAR 1988	28
Team Average:				1.77 / 5'10"	80 / 176		

### Uniform Colours

#### CourtPlayer 1

RED

### Shorts

RED

#### CourtPlayer 2

GREEN

GREEN

#### CourtPlayer 3

WHITE

WHITE

#### Goalkeeper 1

WHITE

WHITE

#### Goalkeeper 2

RED

RED

#### Goalkeeper 3

GREEN

GREEN

### Officials :

AL HASANI Hamood Salim  
Harib

(Head Coach)

AL WAHABI Yaqoob

(Head Coach)

AL BALUSHI Talib Afandi  
Mohammed

(Team Official)

ELADLY Hossameldin Adly  
Abdelham

(Team Official)

### LEGEND

**GK** Goalkeeper  
**(C)** Captain

**L/R** Handness

**PL** Player

**Pos** Position



## Team Roster

Phân công trong đội

As of MON 3 OCT 2016

### PAK - Pakistan

No.	Name	Pos	L/R	Height m/ft	Weight kg/lbs	Date of Birth	Age
1	ALI Tahir	GK		1.88 / 6'2"	104 / 229	2 MAR 1982	34
3	HUSSAIN Hazrat	PL		1.82 / 6'0"	75 / 165	4 FEB 1981	35
4	SAEED Asim	PL		1.85 / 6'1"	92 / 202	10 SEP 1993	23
5	ULLAH Abid	PL		0.80 / 2'7"	185 / 407	10 FEB 1988	28
6	PERVAIZ Muhammad Shahid	PL		1.82 / 6'0"	92 / 202	17 OCT 1983	33
7	ALI Asif	GK		1.88 / 6'2"	88 / 194	10 OCT 1993	23
8	KHAN Rana Waqar	PL		1.85 / 6'1"	80 / 176	2 OCT 1991	25
9	YASIN Khawar	PL		1.78 / 5'10"	91 / 200	13 OCT 1991	25
10	ATIF Muhammad Uzair	PL		1.82 / 6'0"	90 / 198	22 SEP 1987	29
11	HUSSAIN Muzamal	PL		1.86 / 6'1"	85 / 187	1 JAN 1999	17
Team Average:				1.74 / 5'9"	98 / 216		

#### Uniform Colours

##### CourtPlayer 1

#### Shirt

GREEN

#### Shorts

GREEN

##### CourtPlayer 2

GREY

GREY

##### Goalkeeper 1

GREY

GREY

##### Goalkeeper 2

GREEN

GREEN

#### Officials :

IQBAL Javed

(Head Coach)

AHMAD Naseer

(Head Coach)

#### LEGEND

**GK** Goalkeeper  
**(C)** Captain

**L/R** Handness

**PL** Player

**Pos** Position





## Team Roster

Phân công trong đội

As of MON 3 OCT 2016

### QAT - Qatar

No.	Name	Pos	L/R	Height m/ft	Weight kg/lbs	Date of Birth	Age
1	GARBA Ali	GK		1.75 / 5'9"	75 / 165	31 JAN 1991	25
3	MORGAN Ahmed	PL		1.75 / 5'9"	75 / 165	28 JUN 1990	26
4	ABDELHAK Ahmed	PL		1.75 / 5'9"	75 / 165	14 FEB 1988	28
6	ZOUAOUI Anis	PL		1.75 / 5'9"	75 / 165	7 FEB 1992	24
8	HASSAN Mohamed	PL		1.75 / 5'9"	75 / 165	19 FEB 1984	32
9	DENGUIR Amir	PL		1.75 / 5'9"	75 / 165	7 MAR 1995	21
16	MAHFOUZ Mohab	GK		1.75 / 5'9"	75 / 165	18 MAY 1987	29
17	MOHAMED Mutasem	PL		1.75 / 5'9"	75 / 165	2 MAR 1988	28
24	KENAOUI Sid	PL		1.75 / 5'9"	75 / 165	7 NOV 1988	28
90	KAKHI Hani	PL		1.75 / 5'9"	75 / 165	31 OCT 1990	26
Team Average:				1.75 / 5'9"	75 / 165		

#### Uniform Colours

##### CourtPlayer 1

#### Shirt

MARRON

#### Shorts

MARRON

##### CourtPlayer 2

WHITE

WHITE

##### Goalkeeper 1

WHITE

WHITE

##### Goalkeeper 2

GREY

GREY

#### Officials :

I M AL-JASSIM Khalifa  
Teyseer

(Team Leader)

AL-DOSARI Salem

(Head Coach)

ALY Khaled

(Head Coach)

KHOUILIDI Chokri

(Team Official)

PARAMBATH Asmile

(Team Official)

#### LEGEND

**GK** Goalkeeper  
**(C)** Captain

**L/R** Handness

**PL** Player

**Pos** Position



## Team Roster

Phân công trong đội

As of MON 3 OCT 2016

**SRI - Sri Lanka**

No.	Name	Pos	L/R	Height m/ft	Weight kg/lbs	Date of Birth	Age
1	JAYASIRIGE Rusiru Prabath Jayasiri	GK		1.85 / 6'1"	87 / 191	13 JUN 1990	26
2	GALHENA KANKANAMGE Sanjaya Kumara (C)	GK		1.85 / 6'1"	88 / 194	3 APR 1988	28
3	WEERAKKODI Harsha Prasad de Silva	PL		1.75 / 5'9"	83 / 183	24 SEP 1989	27
4	KOSWATHTHA MUHANDIRAM RAL S. S. B.	PL		1.84 / 6'0"	72 / 158	14 FEB 1988	28
5	HEWA MALAWIGE Milan Madushan	PL		1.80 / 5'11"	69 / 152	20 SEP 1987	29
6	AGAMPODI Chanaru Madushanka	PL		1.78 / 5'10"	80 / 176	13 MAR 1989	27
8	HETTIGODAGE Anil Dasantha Hettigoda	PL		1.84 / 6'0"	74 / 163	21 APR 1989	27
9	RATHNAYAKA MUDIYANSELA N. P. K.	GK		1.86 / 6'1"	84 / 185	21 FEB 1986	30
10	THILAKARATHNA MUDIYANSELA P. K. T.	PL		1.80 / 5'11"	77 / 169	13 AUG 1991	25
12	DRABATH Madushanka	PL					
<b>Team Average:</b>				1.82 / 6'0"	79 / 175		

### Uniform Colours

#### CourtPlayer 1

YELLOW

### Shorts

YELLOW

#### CourtPlayer 2

MARRON

MARRON

#### Goalkeeper 1

MARRON

MARRON

#### Goalkeeper 2

YELLOW

YELLOW

#### Goalkeeper 3

ORANGE

ORANGE

### Officials :

HETTIARACHCHI  
MUDIYANSELA S. B. S.

(Head Coach)

DALPETHADO Francis  
Gihan

(Head Coach)

### LEGEND

**GK** Goalkeeper  
**(C)** Captain

**L/R** Handness

**PL** Player

**Pos** Position



## Team Roster

Phân công trong đội

As of MON 3 OCT 2016

THA - Thailand

No.	Name	Pos	L/R	Height m/ft	Weight kg/lbs	Date of Birth	Age
8	KHUNNARONG Rattanong	PL		1.87 / 6'2"	90 / 198	8 FEB 1995	21
9	SOMBUNJIT Anek (C)	PL		1.80 / 5'11"	100 / 220	4 MAR 1986	30
10	CHASITTHIDAMRONGSUK Kittipun	PL		1.80 / 5'11"	85 / 187	14 JUL 1995	21
13	USUWAN Phairoj	PL		1.82 / 6'0"	80 / 176	16 SEP 1991	25
15	SRICHAJ Puwanart	PL		1.94 / 6'4"	140 / 308	18 NOV 1993	23
16	SRISONG Chainarong	GK		1.88 / 6'2"	95 / 209	16 JAN 1986	30
20	PUANGSALEE Eakchai	GK		1.87 / 6'2"	105 / 231	28 AUG 1997	19
66	KIRIYA Wiriya	PL		1.83 / 6'0"	90 / 198	20 JUN 1995	21
77	JANKRA Sirisak	PL		1.86 / 6'1"	80 / 176	8 NOV 1995	21
99	KONGKA Bulakorn	PL		1.82 / 6'0"	85 / 187	15 NOV 1989	27
Team Average:				1.85 / 6'1"	95 / 209		

### Uniform Colours

#### CourtPlayer 1

#### Shirt

LIGHT BLUE

#### Shorts

LIGHT BLUE

#### CourtPlayer 2

RED

RED

#### CourtPlayer 3

YELLOW

YELLOW

#### Goalkeeper 1

YELLOW

YELLOW

#### Goalkeeper 2

BLUE

BLUE

### Officials :

HEMNITHI Narasak

(Team Leader)

IAMPHUCHUAI Sanit

(Head Coach)

KANNARONG Surakhom

(Head Coach)

### LEGEND

**GK** Goalkeeper  
**(C)** Captain

**L/R** Handness

**PL** Player

**Pos** Position



## Team Roster

Phân công trong đội

As of MON 3 OCT 2016

VIE - Vietnam

No.	Name	Pos	L/R	Height m/ft	Weight kg/lbs	Date of Birth	Age
1	DUONG XUAN Thanh	GK		1.75 / 5'9"	75 / 165	22 DEC 1993	23
3	KIM XUAN Tien	PL		1.76 / 5'9"	80 / 176	21 DEC 1993	23
4	HUYNH Ky	PL		1.75 / 5'9"	75 / 165	1 JAN 1994	22
5	HOANG van Tien	PL		1.75 / 5'9"	70 / 154	18 DEC 1993	23
6	NGUYEN van Tung	PL		1.73 / 5'8"	76 / 167	25 JUN 1994	22
7	HUYNH NAM Tien	PL		1.70 / 5'7"	76 / 167	6 JUL 1994	22
8	la van Lon	PL		1.70 / 5'7"	75 / 165	20 MAR 1994	22
9	le van Binh	PL		1.73 / 5'8"	65 / 143	15 FEB 1989	27
10	NGUYEN van Trong	PL		1.76 / 5'9"	76 / 167	17 JUN 1989	27
11	NGUYEN VU Dung	PL		1.76 / 5'9"	78 / 172	14 NOV 1989	27
Team Average:				1.74 / 5'9"	75 / 164		

### Uniform Colours

#### CourtPlayer 1

RED

### Shorts

RED

#### CourtPlayer 2

WHITE

WHITE

#### CourtPlayer 3

YELLOW

YELLOW

#### Goalkeeper 1

YELLOW

YELLOW

#### Goalkeeper 2

RED

RED

#### Goalkeeper 3

WHITE

WHITE

### Officials :

LUONG THE Dung

(Head Coach)

DAO QUOC Dung

(Head Coach)

TRAN MINH Thang

(Head Coach)

### LEGEND

**GK** Goalkeeper  
**(C)** Captain

**L/R** Handness

**PL** Player

**Pos** Position



## Team Roster

Phân công trong đội

As of MON 3 OCT 2016

**BAN - Bangladesh**

No.	Name	Pos	L/R	Height m/ft	Weight kg/lbs	Date of Birth	Age
1	MING Shushila	GK		1.60 / 5'3"	48 / 106	11 JUN 1993	23
3	SIFA Mosammat	PL		1.60 / 5'3"	47 / 103	13 JUL 1998	18
4	AKTER Shirina	PL		1.61 / 5'3"	45 / 99	4 SEP 1995	21
5	KHATUN Mosammat Rahima	PL		1.63 / 5'4"	57 / 125	25 JUN 1997	19
6	RANI Purnima	PL		1.65 / 5'5"	51 / 112	25 DEC 2001	15
7	BAGUM Sumy	PL		1.60 / 5'3"	53 / 117	14 OCT 1995	21
8	BISWAS Falguni	PL		1.53 / 5'0"	45 / 99	2 JAN 1996	20
9	NISHE Ismat Ara	PL		1.70 / 5'7"	62 / 136	27 NOV 1990	26
10	AKTER Dalia	PL		1.65 / 5'5"	64 / 141	2 JUN 1982	34
12	PINKY Tabassum Tamanna	GK		1.68 / 5'6"	51 / 112	26 JAN 2000	16
<b>Team Average:</b>				1.63 / 5'4"	52 / 115		

Uniform Colours	Shirt	Shorts
<b>CourtPlayer 1</b>	RED	RED
<b>CourtPlayer 2</b>	GREEN	GREEN
<b>Goalkeeper 1</b>	GREEN	GREEN
<b>Goalkeeper 2</b>	BLACK	BLACK

<b>Officials :</b>	ULLAH Mohammad Nasir	(Head Coach)
	NESSA Raschida Afzalun	(Head Coach)

LEGEND							
<b>GK</b>	Goalkeeper	<b>L/R</b>	Handness	<b>PL</b>	Player	<b>Pos</b>	Position
<b>(C)</b>	Captain						



## Team Roster

Phân công trong đội

As of MON 3 OCT 2016

CHN - China, People's Republic of

No.	Name	Pos	L/R	Height m/ft	Weight kg/lbs	Date of Birth	Age
1	SI Yan	GK		1.83 / 6'0"	68 / 150	9 DEC 1989	27
6	SHEN Ping	PL		1.82 / 6'0"	77 / 169	4 JUL 1983	33
7	HAN Xinru	PL		1.70 / 5'7"	60 / 132	7 JAN 2000	16
8	ZHANG Tianjie	PL		1.86 / 6'1"	78 / 172	30 NOV 1991	25
9	du Jijuan	PL		1.78 / 5'10"	65 / 143	12 AUG 1989	27
14	DONG Dandi	PL		1.67 / 5'6"	57 / 125	19 OCT 2000	16
17	ZHOU Ting	PL		1.83 / 6'0"	69 / 152	27 MAR 1987	29
20	LI Yao	PL		1.74 / 5'9"	62 / 136	7 JUN 1992	24
22	LIU Zhiyue	PL		1.76 / 5'9"	70 / 154	18 JAN 2000	16
23	AN Xin	GK		1.70 / 5'7"	55 / 121	5 NOV 2000	16
Team Average:				1.77 / 5'10"	66 / 145		

### Uniform Colours

#### CourtPlayer 1

#### Shirt

YELLOW

#### Shorts

YELLOW

#### CourtPlayer 2

RED

RED

#### Goalkeeper 1

DARK BLUE

DARK BLUE

#### Goalkeeper 2

YELLOW

YELLOW

#### Goalkeeper 3

BLUE

BLUE

### Officials :

LEI Jun

(Team Leader)

CHENG Qiao

(Head Coach)

LI Changhai

(Head Coach)

### LEGEND

**GK** Goalkeeper  
**(C)** Captain

**L/R** Handness

**PL** Player

**Pos** Position



## Team Roster

Phân công trong đội

As of MON 3 OCT 2016

HKG - Hong Kong, China

No.	Name	Pos	L/R	Height m/ft	Weight kg/lbs	Date of Birth	Age
1	TO Yuen Pik	GK		1.70 / 5'7"	64 / 141	16 OCT 1984	32
2	YIP Nga Man	PL		1.67 / 5'6"	54 / 119	14 MAR 1987	29
4	SUM Ming Yee	PL		1.75 / 5'9"	60 / 132	3 APR 1987	29
9	CHAN Kam Ling	PL		1.70 / 5'7"	63 / 139	20 APR 1993	23
13	CHUNG Ka Yu	GK		1.70 / 5'7"	58 / 128	15 SEP 1987	29
16	TSANG Ching Man (C)	PL		1.68 / 5'6"	63 / 139	30 DEC 1990	26
17	CHOW Pui Yee	PL		1.70 / 5'7"	65 / 143	16 AUG 1989	27
25	LAM Tsz Yan	PL		1.65 / 5'5"	62 / 136	25 NOV 1994	22
31	LAM Wai Yu	PL		1.61 / 5'3"	54 / 119	17 SEP 1991	25
71	WONG Yee Ting	PL		1.62 / 5'4"	62 / 136	12 SEP 1995	21
Team Average:				1.68 / 5'6"	60 / 133		

### Uniform Colours

#### CourtPlayer 1

BLUE

### Shorts

BLUE

#### CourtPlayer 2

PINK

PINK

#### CourtPlayer 3

BLACK

BLACK

#### Goalkeeper 1

BLACK

BLACK

#### Goalkeeper 2

LIGHT BLUE

LIGHT BLUE

#### Goalkeeper 3

PINK

PINK

### Officials :

HO Chung Ho Philibe

(Team Leader)

KONG Lung Cheung

(Team Leader)

TAM Chun Ying

(Head Coach)

### LEGEND

**GK** Goalkeeper  
**(C)** Captain

**L/R** Handness

**PL** Player

**Pos** Position



## Team Roster

Phân công trong đội

As of MON 3 OCT 2016

IND - India

No.	Name	Pos	L/R	Height m/ft	Weight kg/lbs	Date of Birth	Age
1	JYOTI Jyoti	GK		1.49 / 4'11"	48 / 106	9 JAN 1996	20
2	SONIKA Sonika	CB				7 DEC 2001	15
3	NEGI Varuni	CB		1.65 / 5'5"	59 / 130	17 JAN 1991	25
4	DARSHAN Darshan	LB		1.65 / 5'5"	60 / 132	29 AUG 1999	17
5	SANJEETA Sanjeeta	RW		1.57 / 5'2"	58 / 128	10 JUL 1990	26
6	PRACHI Prachi	LW		1.67 / 5'6"	52 / 114	17 DEC 1997	19
7	KUMARI Khushbu	LB		1.64 / 5'5"	53 / 117	25 DEC 1994	22
8	SONIA Sonia	GK		1.63 / 5'4"	54 / 119	2 APR 1997	19
9	SAH Rupa	PL		1.57 / 5'2"	65 / 143	26 APR 1989	27
10	HEMA Hema	PL		1.60 / 5'3"	58 / 128	14 NOV 1995	21
Team Average:				1.61 / 5'3"	56 / 124		

### Uniform Colours

CourtPlayer 1

### Shirt

RED

CourtPlayer 2

GREEN

### Shorts

RED

GREEN

### Officials :

SINDHU Shivaji

(Head Coach)

-- Radha Rani

(Head Coach)

### LEGEND

**CB** Center Back

**GK** Goalkeeper

**LB** Left Back

**LW** Left Winger

**L/R** Handness

**PL** Player

**Pos** Position

**RW** Right Winger

**(C)** Captain





## Team Roster

Phân công trong đội

As of MON 3 OCT 2016

JOR - Jordan

No.	Name	Pos	L/R	Height m/ft	Weight kg/lbs	Date of Birth	Age
1	OBEIDAT Ayah (M.W) Majed	GK		1.70 / 5'7"	58 / 128	21 SEP 1996	20
3	AL RAWASHDEH Nahed Methqal Ali	PL		1.62 / 5'4"	65 / 143	7 MAR 1989	27
5	NASER Roa'a Ahmad Zohdi	PL		1.70 / 5'7"	70 / 154	16 DEC 1991	25
8	KHDEIR Layla Mazen Adel	PL		1.75 / 5'9"	64 / 141	12 SEP 1990	26
9	ALASH Hanadi Ziad (Mohammad Ali	PL		1.50 / 4'11"	53 / 117	9 OCT 1992	24
10	SALAMEH Lubna Mahmoud Mohammad	PL		1.68 / 5'6"	78 / 172	21 APR 1990	26
11	OBEIDAT Fallak Ali Mefleh	PL		1.60 / 5'3"	60 / 132	10 APR 1987	29
12	ABEDA Leema Nabeel Omar	PL		1.74 / 5'9"	64 / 141	26 JUN 1995	21
15	ABUALNIL Reem Saeed Mohammad	PL		1.78 / 5'10"	53 / 117	14 JUN 1996	20
19	AL HALABEIH Sara Tariq Mohammad	PL		1.78 / 5'10"	85 / 187	18 JUL 1992	24
<b>Team Average:</b>				1.69 / 5'7"	65 / 143		

### Uniform Colours

CourtPlayer 1

Goalkeeper 1

### Shirt

RED

GREEN

### Shorts

RED

GREEN

### Officials :

ABU ASYA Muwafaq Fateh  
Allah Ahmad

(Head Coach)

### LEGEND

**GK** Goalkeeper  
**(C)** Captain

**L/R** Handness

**PL** Player

**Pos** Position



## Team Roster

Phân công trong đội

As of MON 3 OCT 2016

JPN - Japan

No.	Name	Pos	L/R	Height m/ft	Weight kg/lbs	Date of Birth	Age
1	NAKAYA Kaori (C)	PL		1.69 / 5'7"	64 / 141	2 DEC 1987	29
2	ODA Mai	PL		1.59 / 5'3"	52 / 114	18 AUG 1990	26
3	KUTSUKAKE Erina	PL		1.63 / 5'4"	57 / 125	13 OCT 1990	26
4	TANIKAWA Shoko	PL		1.69 / 5'7"	63 / 139	14 MAY 1994	22
5	TABATA Runa	PL		1.60 / 5'3"	52 / 114	19 JAN 1996	20
6	SANADA Midori	PL		1.59 / 5'3"	58 / 128	25 MAR 1996	20
7	OGASAWARA Azusa	GK		1.75 / 5'9"	65 / 143	27 JAN 1997	19
8	SHIBATA Mao	PL		1.61 / 5'3"	55 / 121	11 OCT 1996	20
9	FUKUZAWA Ayaka	GK		1.60 / 5'3"	57 / 125	24 DEC 1996	20
10	KATSUDA Saaya	PL		1.53 / 5'0"	51 / 112	17 OCT 1996	20
Team Average:				1.63 / 5'4"	57 / 126		

Uniform Colours	Shirt	Shorts
CourtPlayer 1	BLUE	BLUE
CourtPlayer 2	RED	RED
CourtPlayer 3	GREEN	GREEN
Goalkeeper 1	GREEN	GREEN
Goalkeeper 2	BLUE	BLUE
Goalkeeper 3	RED	RED

Officials :	ENARI Motonobu	(Team Leader)
	OHARA Yasunori	(Head Coach)
	YAMAMOTO Saki	(Head Coach)

LEGEND							
GK	Goalkeeper	L/R	Handness	PL	Player	Pos	Position
(C)	Captain						



## Team Roster

Phân công trong đội

As of MON 3 OCT 2016

THA - Thailand

No.	Name	Pos	L/R	Height m/ft	Weight kg/lbs	Date of Birth	Age
1	THONGKOT Pakakan	GK		1.69 / 5'7"	58 / 128	7 OCT 1995	21
2	BUNJARERN Pawinee	PL		1.62 / 5'4"	50 / 110	8 JUN 1995	21
4	SILA Vanpen (C)	PL		1.72 / 5'8"	71 / 156	20 NOV 1991	25
7	SURASON Viyada	PL		1.62 / 5'4"	51 / 112	27 JUN 1995	21
8	SUKJAN Supharat	PL		1.62 / 5'4"	50 / 110	30 JAN 1996	20
9	MANMAI Punpana	PL		1.65 / 5'5"	53 / 117	13 DEC 1991	25
10	SRITHAMMA Kwanruedi	PL		1.69 / 5'7"	80 / 176	3 MAY 1993	23
11	WONGNARA Orrathai	PL		1.64 / 5'5"	62 / 136	17 MAY 1992	24
12	JANJIT Kawinthida	GK		1.66 / 5'5"	58 / 128	13 SEP 1997	19
14	CHALACHAI Pornpiroon	PL		1.69 / 5'7"	55 / 121	1 JUL 1995	21
Team Average:				1.66 / 5'5"	59 / 129		

### Uniform Colours

#### CourtPlayer 1

YELLOW

### Shorts

YELLOW

#### CourtPlayer 2

BLUE

BLUE

#### CourtPlayer 3

RED

RED

#### Goalkeeper 1

BLUE

BLUE

#### Goalkeeper 2

RED

RED

#### Goalkeeper 3

YELLOW

YELLOW

### Officials :

JANTRI Supagit

(Team Leader)

WANNAPHAN van

(Head Coach)

ANANUAH Jaraen

(Head Coach)

SUKNAISITH Nutthawat

(Assistant Coach)

### LEGEND

**GK** Goalkeeper  
**(C)** Captain

**L/R** Handness

**PL** Player

**Pos** Position



## Team Roster

Phân công trong đội

As of MON 3 OCT 2016

TPE - Chinese Taipei

No.	Name	Pos	L/R	Height m/ft	Weight kg/lbs	Date of Birth	Age
6	HUANG Wei-Jung	GK		1.70 / 5'7"	65 / 143	2 APR 1993	23
7	SHIH Wei-Ju	PL		1.71 / 5'7"	70 / 154	28 NOV 1993	23
8	CHEN Szu-Yu	PL		1.58 / 5'2"	53 / 117	8 JUN 1995	21
10	CHENG Tzu-Ping	PL		1.62 / 5'4"	53 / 117	10 JUL 1993	23
13	WANG Yu-Fen	PL		1.65 / 5'5"	62 / 136	9 SEP 1993	23
14	CHENG Ya-Fang	PL		1.60 / 5'3"	50 / 110	15 MAY 1991	25
15	CHU Chiu-En (C)	PL		1.71 / 5'7"	60 / 132	25 APR 1984	32
17	CHEN Te-Jung	PL		1.73 / 5'8"	68 / 150	24 SEP 1985	31
20	CHIEN Chen-Chen	PL		1.60 / 5'3"	62 / 136	25 APR 1992	24
30	TSAI Tzu-Hsuan	PL		1.64 / 5'5"	59 / 130	4 OCT 1990	26
Team Average:				1.65 / 5'5"	60 / 132		

### Uniform Colours

#### CourtPlayer 1

PINK

### Shorts

PINK

#### CourtPlayer 2

PURPLE

PURPLE

#### CourtPlayer 3

LIGHT BLUE

LIGHT BLUE

#### Goalkeeper 1

PURPLE

PURPLE

#### Goalkeeper 2

PINK

PINK

### Officials :

CHANG Jung-Hsien

(Head Coach)

LU Chun-Yu

(Head Coach)

### LEGEND

**GK** Goalkeeper  
**(C)** Captain

**L/R** Handness

**PL** Player

**Pos** Position



## Team Roster

Phân công trong đội

As of MON 3 OCT 2016

VIE - Vietnam

No.	Name	Pos	L/R	Height m/ft	Weight kg/lbs	Date of Birth	Age
1	NGUYEN THANH Huyen	GK		1.55 / 5'1"	52 / 114	4 JUL 1995	21
2	LU NGOC Trinh	PL		1.58 / 5'2"	55 / 121	25 MAY 1996	20
4	CHAU NGOC THUY Dung	PL		1.69 / 5'7"	58 / 128	9 DEC 1982	34
5	le THI THANH Phung	PL		1.56 / 5'1"	52 / 114	26 FEB 1989	27
6	NGUYEN KIM Oanh	PL		1.58 / 5'2"	55 / 121	22 JUN 1991	25
7	HA THI Hanh	PL		1.64 / 5'5"	50 / 110	30 JUL 1995	21
8	DAM THI THANH Huyen	PL		1.72 / 5'8"	57 / 125	27 MAY 1997	19
9	NGUYEN THI KIM Thu	PL		1.65 / 5'5"	55 / 121	8 APR 1985	31
12	TRAN THI Sen	GK		1.70 / 5'7"	62 / 136	12 FEB 1991	25
18	NGUYEN THI TRA My	PL		1.66 / 5'5"	59 / 130	13 OCT 1993	23
Team Average:				1.63 / 5'4"	56 / 122		

### Uniform Colours

#### CourtPlayer 1

#### Shirt

YELLOW

#### Shorts

YELLOW

#### CourtPlayer 2

WHITE

WHITE

#### CourtPlayer 3

BLACK

BLACK

#### Goalkeeper 1

BLACK

BLACK

#### Goalkeeper 2

BLUE

BLUE

#### Goalkeeper 3

YELLOW

YELLOW

### Officials :

HUYNH MINH Ngon

(Head Coach)

PHAM DUC Vuong

(Head Coach)

PHAM THANH Nghi

(Head Coach)

### LEGEND

**GK** Goalkeeper  
**(C)** Captain

**L/R** Handness

**PL** Player

**Pos** Position



## Competition Schedule

Lịch thi đấu

As of MON 3 OCT 2016

Date	Start Time	Teams	Phase	Game No.	Location
SUN 25 SEP	10:00	BRN vs THA	Men's Team Preliminary Group A	M-1	Zone 3 - Beach Handball Court 1
	10:45	JPN vs HKG	Men's Team Preliminary Group B	M-2	Zone 3 - Beach Handball Court 1
	10:45	BAN vs THA	Women's Team Preliminary Group B	W-1	Zone 3 - Beach Handball Court 2
	16:00	PAK vs IND	Men's Team Preliminary Group A	M-3	Zone 3 - Beach Handball Court 1
	16:00	IND vs CHN	Women's Team Preliminary Group B	W-2	Zone 3 - Beach Handball Court 2
	16:45	OMA vs SRI	Men's Team Preliminary Group B	M-4	Zone 3 - Beach Handball Court 2
	16:45	JOR vs TPE	Women's Team Preliminary Group A	W-3	Zone 3 - Beach Handball Court 1
	17:30	VIE vs AFG	Men's Team Preliminary Group B	M-5	Zone 3 - Beach Handball Court 1
MON 26 SEP	10:00	IND vs QAT	Men's Team Preliminary Group A	M-6	Zone 3 - Beach Handball Court 2
	10:00	HKG vs TPE	Women's Team Preliminary Group A	W-4	Zone 3 - Beach Handball Court 1
	10:45	HKG vs AFG	Men's Team Preliminary Group B	M-7	Zone 3 - Beach Handball Court 2
	10:45	JPN vs CHN	Women's Team Preliminary Group B	W-5	Zone 3 - Beach Handball Court 1
	11:30	SRI vs VIE	Men's Team Preliminary Group B	M-8	Zone 3 - Beach Handball Court 1
	16:00	PAK vs BRN	Men's Team Preliminary Group A	M-9	Zone 3 - Beach Handball Court 1
	16:00	IND vs THA	Women's Team Preliminary Group B	W-6	Zone 3 - Beach Handball Court 2
	16:45	OMA vs JPN	Men's Team Preliminary Group B	M-10	Zone 3 - Beach Handball Court 1
TUE 27 SEP	17:30	JOR vs VIE	Women's Team Preliminary Group A	W-7	Zone 3 - Beach Handball Court 1
	10:00	JPN vs SRI	Men's Team Preliminary Group B	M-11	Zone 3 - Beach Handball Court 1
	10:45	AFG vs OMA	Men's Team Preliminary Group B	M-12	Zone 3 - Beach Handball Court 2
	10:45	BRN vs IND	Men's Team Preliminary Group A	M-13	Zone 3 - Beach Handball Court 1
	16:00	JOR vs HKG	Women's Team Preliminary Group A	W-8	Zone 3 - Beach Handball Court 1
	16:00	CHN vs BAN	Women's Team Preliminary Group B	W-9	Zone 3 - Beach Handball Court 2
	16:45	QAT vs THA	Men's Team Preliminary Group A	M-14	Zone 3 - Beach Handball Court 1
	16:45	IND vs JPN	Women's Team Preliminary Group B	W-10	Zone 3 - Beach Handball Court 2
WED 28 SEP	17:30	VIE vs HKG	Men's Team Preliminary Group B	M-15	Zone 3 - Beach Handball Court 1
	10:00	THA vs PAK	Men's Team Preliminary Group A	M-16	Zone 3 - Beach Handball Court 1
	10:45	HKG vs OMA	Men's Team Preliminary Group B	M-17	Zone 3 - Beach Handball Court 1
	10:45	JPN vs THA	Women's Team Preliminary Group B	W-11	Zone 3 - Beach Handball Court 2
	16:00	SRI vs AFG	Men's Team Preliminary Group B	M-18	Zone 3 - Beach Handball Court 2
	16:00	BRN vs QAT	Men's Team Preliminary Group A	M-19	Zone 3 - Beach Handball Court 1
	16:45	BAN vs IND	Women's Team Preliminary Group B	W-12	Zone 3 - Beach Handball Court 2
	16:45	HKG vs VIE	Women's Team Preliminary Group A	W-13	Zone 3 - Beach Handball Court 1
THU 29 SEP	17:30	JPN vs VIE	Men's Team Preliminary Group B	M-20	Zone 3 - Beach Handball Court 1
	10:00	AFG vs JPN	Men's Team Preliminary Group B	M-21	Zone 3 - Beach Handball Court 2
	10:00	THA vs IND	Men's Team Preliminary Group A	M-22	Zone 3 - Beach Handball Court 1
	15:15	THA vs CHN	Women's Team Preliminary Group B	W-14	Zone 3 - Beach Handball Court 1
	16:00	QAT vs PAK	Men's Team Preliminary Group A	M-23	Zone 3 - Beach Handball Court 1
	16:00	HKG vs SRI	Men's Team Preliminary Group B	M-24	Zone 3 - Beach Handball Court 2
	16:45	BAN vs JPN	Women's Team Preliminary Group B	W-15	Zone 3 - Beach Handball Court 2
	16:45	VIE vs TPE	Women's Team Preliminary Group A	W-16	Zone 3 - Beach Handball Court 1
	17:30	VIE vs OMA	Men's Team Preliminary Group B	M-25	Zone 3 - Beach Handball Court 1

### LEGEND

TBD To be determined



## Competition Schedule

Lịch thi đấu

As of MON 3 OCT 2016

Date	Start Time	Teams	Phase	Game No.	Location
FRI 30 SEP	16:00	IND vs AFG	Men's Team Classification 9th-12th	M-26	Zone 3 - Beach Handball Court 1
	16:00	JOR vs IND	Women's Team Classification 5th-8th	W-17	Zone 3 - Beach Handball Court 2
	16:45	BRN vs HKG	Men's Team Classification 5th-8th	M-27	Zone 3 - Beach Handball Court 1
	16:45	JPN vs HKG	Women's Team Classification 5th-8th	W-18	Zone 3 - Beach Handball Court 2
	17:30	JPN vs THA	Men's Team Classification 5th-8th	M-28	Zone 3 - Beach Handball Court 1
SAT 1 OCT	10:45	AFG vs SRI	Men's Team Placement 9th-10th	M-29	Zone 3 - Beach Handball Court 1
	10:45	IND vs JPN	Women's Team Placement 7th-8th	W-19	Zone 3 - Beach Handball Court 2
	11:30	HKG vs THA	Men's Team Placement 7th-8th	M-30	Zone 3 - Beach Handball Court 1
	11:30	JOR vs HKG	Women's Team Placement 5th-6th	W-20	Zone 3 - Beach Handball Court 2
	15:00	VIE vs THA	Women's Team Semifinal	W-21	Zone 3 - Beach Handball Court 1
	15:45	QAT vs VIE	Men's Team Semifinal	M-31	Zone 3 - Beach Handball Court 1
	16:00	BRN vs JPN	Men's Team Placement 5th-6th	M-32	Zone 3 - Beach Handball Court 2
	16:30	CHN vs TPE	Women's Team Semifinal	W-22	Zone 3 - Beach Handball Court 1
	17:15	OMA vs PAK	Men's Team Semifinal	M-33	Zone 3 - Beach Handball Court 1
SUN 2 OCT	15:00	THA vs TPE	Women's Team Bronze Medal Match	W-23	Zone 3 - Beach Handball Court 1
	15:45	VIE vs PAK	Men's Team Bronze Medal Match	M-34	Zone 3 - Beach Handball Court 1
	16:30	VIE vs CHN	Women's Team Gold Medal Match	W-24	Zone 3 - Beach Handball Court 1
	17:15	QAT vs OMA	Men's Team Gold Medal Match	M-35	Zone 3 - Beach Handball Court 1

### LEGEND

TBD To be determined



## Daily Schedule

Lịch trình hàng ngày

Start Time	Teams	Phase	Game No.	Location	Game Official	
					Function	Name
10:00	BRN vs THA	Men's Team Preliminary Group A	1	Zone 3 - Beach Handball Court 1	Technical Delegates1	N H H ALENEZI K (KUW)
					Referee1	KASSEM M (LIB)
					Referee2	MOHAMAD ZIAD M (LIB)
					Technical Delegates2	NAKADA M (JPN)
10:45	JPN vs HKG	Men's Team Preliminary Group B	2	Zone 3 - Beach Handball Court 1	Technical Delegates1	MOHAMED SAEED BIN. (UAE)
					Referee1	KHLANGDIT K (THA)
					Referee2	BANDITPIBOON S (THA)
					Technical Delegates2	SANGSUKEELUX C (THA)
10:45	BAN vs THA	Women's Team Preliminary Group B	3	Zone 3 - Beach Handball Court 2	Technical Delegates1	SAMHA Z (SYR)
					Referee1	NGUYEN DAC T (VIE)
					Referee2	THACH Le H (VIE)
16:00	IND vs CHN	Women's Team Preliminary Group B	4	Zone 3 - Beach Handball Court 2	Technical Delegates1	SAMHA Z (SYR)
					Referee1	TANJI N (SYR)
					Referee2	AYDI SYR Y (SYR)
					Technical Delegates2	VILLA-REAL FRANQU. (PHI)
16:00	PAK vs IND	Men's Team Preliminary Group A	5	Zone 3 - Beach Handball Court 1	Technical Delegates1	MOHAMED SAEED BIN. (UAE)
					Referee1	HONGJUN C (CHN)
					Referee2	JIAN X (CHN)
					Technical Delegates2	ALJABRI I (OMA)
16:45	OMA vs SRI	Men's Team Preliminary Group B	6	Zone 3 - Beach Handball Court 2	Technical Delegates1	MOHAMED SAEED BIN. (UAE)
					Referee1	SAJEDI A (IRI)
					Referee2	MAHMOUDI A (IRI)
					Technical Delegates2	IMRAN M (PAK)
16:45	JOR vs TPE	Women's Team Preliminary Group A	7	Zone 3 - Beach Handball Court 1	Technical Delegates1	N H H ALENEZI K (KUW)
					Referee1	AL-YAZEEDI A (QAT)
					Referee2	MOHAMMED S H AL-H. (QAT)
					Technical Delegates2	HABIBI A (IRI)
17:30	VIE vs AFG	Men's Team Preliminary Group B	8	Zone 3 - Beach Handball Court 1	Technical Delegates1	N H H ALENEZI K (KUW)
					Referee1	GHULOOM BAQER FA (UAE)
					Referee2	SALEM HASSAN MOHA. (UAE)
					Technical Delegates2	SANGSUKEELUX C (THA)

### LEGEND

TBD To be determined





## Daily Schedule

Lịch trình hàng ngày

Start Time	Teams	Phase	Game No.	Location	Game Official	
					Function	Name
10:00	HKG vs TPE	Women's Team Preliminary Group A 10	Zone 3 - Beach Handball Court 1	Technical Delegates1	N H H ALENEZI K (KUW)	
				Referee1	SAJEDI A (IRI)	
				Referee2	MAHMOUDI A (IRI)	
				Technical Delegates2	SANGSUKKEELUX C (THA)	
10:00	IND vs QAT	Men's Team Preliminary Group A	9 Zone 3 - Beach Handball Court 2	Technical Delegates1	SAMHA Z (SYR)	
				Referee1	KASSEM M (LIB)	
				Referee2	MOHAMAD ZIAD M (LIB)	
				Technical Delegates2	ALJABRI I (OMA)	
10:45	JPN vs CHN	Women's Team Preliminary Group B 11	Zone 3 - Beach Handball Court 1	Technical Delegates1	TAWAKOLI D (IRI)	
				Referee1	MOHAMMED S H AL-H. (QAT)	
				Referee2	AL-YAZEEDI A (QAT)	
				Technical Delegates2	IMRAN M (PAK)	
10:45	HKG vs AFG	Men's Team Preliminary Group B	12 Zone 3 - Beach Handball Court 2	Technical Delegates1	MOHAMED SAEED BIN. (UAE)	
				Referee1	KHLANGDIT K (THA)	
				Referee2	BANDITPIBOON S (THA)	
				Technical Delegates2	HABIBI A (IRI)	
11:30	SRI vs VIE	Men's Team Preliminary Group B	13 Zone 3 - Beach Handball Court 1	Technical Delegates1	MOHAMED SAEED BIN. (UAE)	
				Referee1	TANJI N (SYR)	
				Referee2	AYDI SYR Y (SYR)	
				Technical Delegates2	IMRAN M (PAK)	
16:00	PAK vs BRN	Men's Team Preliminary Group A	14 Zone 3 - Beach Handball Court 1	Technical Delegates1	N H H ALENEZI K (KUW)	
				Referee1	GHULOOM BAQER FA (UAE)	
				Referee2	SALEM HASSAN MOHA. (UAE)	
				Technical Delegates2	SAMHA Z (SYR)	
16:00	IND vs THA	Women's Team Preliminary Group B 15	Zone 3 - Beach Handball Court 2	Technical Delegates1	NAKADA M (JPN)	
				Referee1	NGUYEN DAC T (VIE)	
				Referee2	THACH le H (VIE)	
				Technical Delegates2	VILLA-REAL FRANQU. (PHI)	
16:45	OMA vs JPN	Men's Team Preliminary Group B	16 Zone 3 - Beach Handball Court 1	Technical Delegates1	TAWAKOLI D (IRI)	
				Referee1	MOHAMMED S H AL-H. (QAT)	
				Referee2	AL-YAZEEDI A (QAT)	
				Technical Delegates2	SANGSUKKEELUX C (THA)	

### LEGEND

TBD To be determined



## Daily Schedule

Lịch trình hàng ngày

Start Time	Teams	Phase	Game No.	Location	Game Official	
					Function	Name
17:30	JOR vs VIE	Women's Team Preliminary Group A 17		Zone 3 - Beach Handball Court 1	Technical Delegates1	SAMHA Z (SYR)
					Referee1	HONGJUN C (CHN)
					Referee2	JIAN X (CHN)
					Technical Delegates2	ALJABRI I (OMA)

### LEGEND

TBD To be determined



## Daily Schedule

Lịch trình hàng ngày

Start Time	Teams	Phase	Game No.	Location	Game Official	
					Function	Name
10:00	JPN vs SRI	Men's Team Preliminary Group B	18	Zone 3 - Beach Handball Court 1	Technical Delegates1	N H H ALENEZI K (KUW)
					Referee1	MOHAMMED S H AL-H. (QAT)
					Referee2	AL-YAZEEDI A (QAT)
					Technical Delegates2	IMRAN M (PAK)
10:45	AFG vs OMA	Men's Team Preliminary Group B	19	Zone 3 - Beach Handball Court 2	Technical Delegates1	TAWAKOLI D (IRI)
					Referee1	HONGJUN C (CHN)
					Referee2	JIAN X (CHN)
					Technical Delegates2	HABIBI A (IRI)
10:45	BRN vs IND	Men's Team Preliminary Group A	20	Zone 3 - Beach Handball Court 1	Technical Delegates1	SAMHA Z (SYR)
					Referee1	TANJI N (SYR)
					Referee2	AYDI SYR Y (SYR)
					Technical Delegates2	ALJABRI I (OMA)
16:00	JOR vs HKG	Women's Team Preliminary Group A21		Zone 3 - Beach Handball Court 1	Technical Delegates1	TAWAKOLI D (IRI)
					Referee1	KHLANGDIT K (THA)
					Referee2	BANDITPIBOON S (THA)
					Technical Delegates2	SAMHA Z (SYR)
16:00	CHN vs BAN	Women's Team Preliminary Group B22		Zone 3 - Beach Handball Court 2	Technical Delegates1	NAKADA M (JPN)
					Referee1	KASSEM M (LIB)
					Referee2	MOHAMAD ZIAD M (LIB)
					Technical Delegates2	VILLA-REAL FRANQU. (PHI)
16:45	IND vs JPN	Women's Team Preliminary Group B23		Zone 3 - Beach Handball Court 2	Technical Delegates1	SANGSUKEELUX C (THA)
					Referee1	NGUYEN DAC T (VIE)
					Referee2	THACH le H (VIE)
					Technical Delegates2	ALJABRI I (OMA)
16:45	QAT vs THA	Men's Team Preliminary Group A	24	Zone 3 - Beach Handball Court 1	Technical Delegates1	MOHAMED SAEED BIN. (UAE)
					Referee1	SAJEDI A (IRI)
					Referee2	MAHMOUDI A (IRI)
					Technical Delegates2	HABIBI A (IRI)
17:30	VIE vs HKG	Men's Team Preliminary Group B	25	Zone 3 - Beach Handball Court 1	Technical Delegates1	N H H ALENEZI K (KUW)
					Referee1	GHULOOM BAQER FA (UAE)
					Referee2	SALEM HASSAN MOHA. (UAE)
					Technical Delegates2	SANGSUKEELUX C (THA)

### LEGEND

TBD To be determined



## Daily Schedule

Lịch trình hàng ngày

Start Time	Teams	Phase	Game No.	Location	Game Official	
					Function	Name
10:00	THA vs PAK	Men's Team Preliminary Group A	26	Zone 3 - Beach Handball Court 1	Technical Delegates1	TAWAKOLI D (IRI)
					Referee1	HONGJUN C (CHN)
					Referee2	JIAN X (CHN)
					Technical Delegates2	SAMHA Z (SYR)
10:45	HKG vs OMA	Men's Team Preliminary Group B	27	Zone 3 - Beach Handball Court 1	Technical Delegates1	N H H ALENEZI K (KUW)
					Referee1	SAJEDI A (IRI)
					Referee2	MAHMOUDI A (IRI)
					Technical Delegates2	HABIBI A (IRI)
10:45	JPN vs THA	Women's Team Preliminary Group B28	Zone 3 - Beach Handball Court 2	Technical Delegates1	MOHAMED SAEED BIN. (UAE)	
					Referee1	NGUYEN DAC T (VIE)
					Referee2	THACH le H (VIE)
					Technical Delegates2	VILLA-REAL FRANQU. (PHI)
16:00	SRI vs AFG	Men's Team Preliminary Group B	29	Zone 3 - Beach Handball Court 2	Technical Delegates1	NAKADA M (JPN)
					Referee1	KHLANGDIT K (THA)
					Referee2	BANDITPIBOON S (THA)
					Technical Delegates2	IMRAN M (PAK)
16:00	BRN vs QAT	Men's Team Preliminary Group A	30	Zone 3 - Beach Handball Court 1	Technical Delegates1	MOHAMED SAEED BIN. (UAE)
					Referee1	KASSEM M (LIB)
					Referee2	MOHAMAD ZIAD M (LIB)
					Technical Delegates2	SAMHA Z (SYR)
16:45	BAN vs IND	Women's Team Preliminary Group B31	Zone 3 - Beach Handball Court 2	Technical Delegates1	NAKADA M (JPN)	
					Referee1	TANJI N (SYR)
					Referee2	AYDI SYR Y (SYR)
					Technical Delegates2	ALJABRI I (OMA)
16:45	HKG vs VIE	Women's Team Preliminary Group A32	Zone 3 - Beach Handball Court 1	Technical Delegates1	N H H ALENEZI K (KUW)	
					Referee1	GHULOOM BAQER FA (UAE)
					Referee2	SALEM HASSAN MOHA. (UAE)
					Technical Delegates2	SANGSUKELUX C (THA)
17:30	JPN vs VIE	Men's Team Preliminary Group B	33	Zone 3 - Beach Handball Court 1	Technical Delegates1	SAMHA Z (SYR)
					Referee1	MOHAMMED S H AL-H. (QAT)
					Referee2	AL-YAZEEDI A (QAT)
					Technical Delegates2	HABIBI A (IRI)

### LEGEND

TBD To be determined



## Daily Schedule

Lịch trình hàng ngày

Start Time	Teams	Phase	Game No.	Location	Game Official	
					Function	Name
10:00	AFG vs JPN	Men's Team Preliminary Group B	34	Zone 3 - Beach Handball Court 2	Technical Delegates1	SAMHA Z (SYR)
					Referee1	TANJI N (SYR)
					Referee2	AYDI SYR Y (SYR)
					Technical Delegates2	IMRAN M (PAK)
10:00	THA vs IND	Men's Team Preliminary Group A	35	Zone 3 - Beach Handball Court 1	Technical Delegates1	NAKADA M (JPN)
					Referee1	HONGJUN C (CHN)
					Referee2	JIAN X (CHN)
					Technical Delegates2	VILLA-REAL FRANQU. (PHI)
15:15	THA vs CHN	Women's Team Preliminary Group B	36	Zone 3 - Beach Handball Court 1	Technical Delegates1	TAWAKOLI D (IRI)
					Referee1	MOHAMMED S H AL-H. (QAT)
					Referee2	AL-YAZEEDI A (QAT)
					Technical Delegates2	HABIBI A (IRI)
16:00	QAT vs PAK	Men's Team Preliminary Group A	37	Zone 3 - Beach Handball Court 1	Technical Delegates1	N H H ALENEZI K (KUW)
					Referee1	GHULOOM BAQER FA (UAE)
					Referee2	SALEM HASSAN MOHA. (UAE)
					Technical Delegates2	SANGSUKELUX C (THA)
16:00	HKG vs SRI	Men's Team Preliminary Group B	38	Zone 3 - Beach Handball Court 2	Technical Delegates1	NAKADA M (JPN)
					Referee1	KHLANGDIT K (THA)
					Referee2	BANDITPIBOON S (THA)
					Technical Delegates2	IMRAN M (PAK)
16:45	BAN vs JPN	Women's Team Preliminary Group B	39	Zone 3 - Beach Handball Court 2	Technical Delegates1	TAWAKOLI D (IRI)
					Referee1	NGUYEN DAC T (VIE)
					Referee2	THACH le H (VIE)
					Technical Delegates2	ALJABRI I (OMA)
16:45	VIE vs TPE	Women's Team Preliminary Group A	40	Zone 3 - Beach Handball Court 1	Technical Delegates1	N H H ALENEZI K (KUW)
					Referee1	KASSEM M (LIB)
					Referee2	MOHAMAD ZIAD M (LIB)
					Technical Delegates2	SAMHA Z (SYR)
17:30	VIE vs OMA	Men's Team Preliminary Group B	41	Zone 3 - Beach Handball Court 1	Technical Delegates1	MOHAMED SAEED BIN. (UAE)
					Referee1	SAJEDI A (IRI)
					Referee2	MAHMOUDI A (IRI)
					Technical Delegates2	HABIBI A (IRI)

### LEGEND

TBD To be determined



## Daily Schedule

Lịch trình hàng ngày

Start Time	Teams	Phase	Game No.	Location	Game Official	
					Function	Name
16:00	IND vs AFG	Men's Team Classification 9th-12th	42	Zone 3 - Beach Handball Court 1	Technical Delegates1	SAMHA Z (SYR)
					Referee1	NGUYEN DAC T (VIE)
					Referee2	THACH le H (VIE)
					Technical Delegates2	IMRAN M (PAK)
16:00	JOR vs IND	Women's Team Classification 5th-8th#3	43	Zone 3 - Beach Handball Court 2	Technical Delegates1	NAKADA M (JPN)
					Referee1	HONGJUN C (CHN)
					Referee2	JIAN X (CHN)
					Technical Delegates2	ALJABRI I (OMA)
16:45	JPN vs HKG	Women's Team Classification 5th-8th#4	44	Zone 3 - Beach Handball Court 2	Technical Delegates1	SAMHA Z (SYR)
					Referee1	SAJEDI A (IRI)
					Referee2	MAHMOUDI A (IRI)
					Technical Delegates2	VILLA-REAL FRANQU. (PHI)
16:45	BRN vs HKG	Men's Team Classification 5th-8th	45	Zone 3 - Beach Handball Court 1	Technical Delegates1	MOHAMED SAEED BIN. (UAE)
					Referee1	TANJI N (SYR)
					Referee2	AYDI SYR Y (SYR)
					Technical Delegates2	SANGSUKELUX C (THA)
17:30	JPN vs THA	Men's Team Classification 5th-8th	46	Zone 3 - Beach Handball Court 1	Technical Delegates1	N H H ALENEZI K (KUW)
					Referee1	MOHAMMED S H AL-H. (QAT)
					Referee2	AL-YAZEEDI A (QAT)
					Technical Delegates2	HABIBI A (IRI)

### LEGEND

TBD To be determined



## Daily Schedule

Lịch trình hàng ngày

Start Time	Teams	Phase	Game No.	Location	Game Official	
					Function	Name
10:45	AFG vs SRI	Men's Team Placement 9th-10th	47	Zone 3 - Beach Handball Court 1	Technical Delegates1	NAKADA M (JPN)
					Referee1	KHLANGDIT K (THA)
					Referee2	BANDITPIBOON S (THA)
					Technical Delegates2	VILLA-REAL FRANQU. (PHI)
10:45	IND vs JPN	Women's Team Placement 7th-8th	48	Zone 3 - Beach Handball Court 2	Technical Delegates1	TAWAKOLI D (IRI)
					Referee1	HONGJUN C (CHN)
					Referee2	JIAN X (CHN)
					Technical Delegates2	SANGSUKEELUX C (THA)
11:30	JOR vs HKG	Women's Team Placement 5th-6th	49	Zone 3 - Beach Handball Court 2	Technical Delegates1	N H H ALENEZI K (KUW)
					Referee1	TANJI N (SYR)
					Referee2	AYDI SYR Y (SYR)
					Technical Delegates2	IMRAN M (PAK)
11:30	HKG vs THA	Men's Team Placement 7th-8th	50	Zone 3 - Beach Handball Court 1	Technical Delegates1	MOHAMED SAEED BIN. (UAE)
					Referee1	NGUYEN DAC T (VIE)
					Referee2	THACH le H (VIE)
					Technical Delegates2	HABIBI A (IRI)
15:00	VIE vs THA	Women's Team Semifinal	51	Zone 3 - Beach Handball Court 1	Technical Delegates1	N H H ALENEZI K (KUW)
					Referee1	GHULOOM BAQER FA (UAE)
					Referee2	SALEM HASSAN MOHA. (UAE)
					Technical Delegates2	SAMHA Z (SYR)
15:45	QAT vs VIE	Men's Team Semifinal	52	Zone 3 - Beach Handball Court 1	Technical Delegates1	MOHAMED SAEED BIN. (UAE)
					Referee1	TANJI N (SYR)
					Referee2	AYDI SYR Y (SYR)
					Technical Delegates2	HABIBI A (IRI)
16:00	BRN vs JPN	Men's Team Placement 5th-6th	53	Zone 3 - Beach Handball Court 2	Technical Delegates1	MOHAMED SAEED BIN. (UAE)
					Referee1	MOHAMMED S H AL-H. (QAT)
					Referee2	AL-YAZEEDI A (QAT)
					Technical Delegates2	ALJABRI I (OMA)
16:30	CHN vs TPE	Women's Team Semifinal	54	Zone 3 - Beach Handball Court 1	Technical Delegates1	TAWAKOLI D (IRI)
					Referee1	KASSEM M (LIB)
					Referee2	MOHAMAD ZIAD M (LIB)
					Technical Delegates2	NAKADA M (JPN)

### LEGEND

TBD To be determined



## Daily Schedule

Lịch trình hàng ngày

Start Time	Teams	Phase	Game No.	Location	Game Official	
					Function	Name
17:15	OMA vs PAK	Men's Team Semifinal	55	Zone 3 - Beach Handball Court 1	Technical Delegates1	N H H ALENEZI K (KUW)
					Referee1	SAJEDI A (IRI)
					Referee2	MAHMOUDI A (IRI)
					Technical Delegates2	MOHAMED SAEED BIN. (UAE)

### LEGEND

TBD To be determined





## Daily Schedule

Lịch trình hàng ngày

Start Time	Teams	Phase	Game No.	Location	Game Official	
					Function	Name
15:00	THA vs TPE	Women's Team Bronze Medal Match	56	Zone 3 - Beach Handball Court 1	Technical Delegates1	SAMHA Z (SYR)
					Referee1	KASSEM M (LIB)
					Referee2	MOHAMAD ZIAD M (LIB)
					Technical Delegates2	VILLA-REAL FRANQU. (PHI)
15:45	VIE vs PAK	Men's Team Bronze Medal Match	57	Zone 3 - Beach Handball Court 1	Technical Delegates1	NAKADA M (JPN)
					Referee1	TANJI N (SYR)
					Referee2	AYDI SYR Y (SYR)
					Technical Delegates2	HABIBI A (IRI)
16:30	VIE vs CHN	Women's Team Gold Medal Match	58	Zone 3 - Beach Handball Court 1	Technical Delegates1	TAWAKOLI D (IRI)
					Referee1	MOHAMMED S H AL-H. (QAT)
					Referee2	AL-YAZEEDI A (QAT)
					Technical Delegates2	N H H ALENEZI K (KUW)
17:15	QAT vs OMA	Men's Team Gold Medal Match	59	Zone 3 - Beach Handball Court 1	Technical Delegates1	MOHAMED SAEED BIN. (UAE)
					Referee1	GHULOOM BAQER FA (UAE)
					Referee2	SALEM HASSAN MOHA. (UAE)
					Technical Delegates2	SANGSUKEELUX C (THA)

### LEGEND

TBD To be determined



## Start List

Danh sách ra sân

Game No : M-35 / Court No : 1

**QAT - OMA**

**QAT - Qatar**

No.	Name	Pos	Height m/ft in	Weight kg/lbs	Competition Statistics								
					MP	G	6mP	1st	2nd	EX	RC	S	6mPS
1	GARBA Ali	GK	1.75 / 5'9"	75 / 165	5							24	
3	MORGAN Ahmed	PL	1.75 / 5'9"	75 / 165	4			3			1		
4	ABDELHAK Ahmed	PL	1.75 / 5'9"	75 / 165	5	13	1	1					
6	ZOUAOUI Anis	PL	1.75 / 5'9"	75 / 165	5	29	1						
8	HASSAN Mohamed	PL	1.75 / 5'9"	75 / 165	5	22	1						
9	DENGUIR Amir	PL	1.75 / 5'9"	75 / 165	5	17	1						
16	MAHFOUZ Mohab	GK	1.75 / 5'9"	75 / 165	2	1					1	19	4
17	MOHAMED Mutasem	PL	1.75 / 5'9"	75 / 165	5	10							
24	KENAOUI Sid	PL	1.75 / 5'9"	75 / 165	4	2		2					
90	KAKHI Hani	PL	1.75 / 5'9"	75 / 165	5	24	1						
Coach.	AL-DOSARI Salem / ALY Khaled				Bench/Team								

**OMA - Oman**

No.	Name	Pos	Height m/ft in	Weight kg/lbs	Competition Statistics								
					MP	G	6mP	1st	2nd	EX	RC	S	6mPS
2	AL-HADIDI Ashraf Khamis Mohamed	PL	1.78 / 5'10"	80 / 176	4	8							
3	AL-JABRI Hussain Ali Ayil	GK	1.78 / 5'10"	80 / 176	5	3						32	4
11	AL DUGHAIISHI Marwan Saaiyid Khamis	PL	1.79 / 5'10"	80 / 176	5	15							
17	AL HARTHI Yasir Said Sulaiman	PL	1.75 / 5'9"	80 / 176	4	3		1					
18	AL SULEIMANI Mehdi Salim Mohammed	PL	1.91 / 6'3"	84 / 185	3			2			1		
20	AL HASANI Said Hamed Saud	PL	1.75 / 5'9"	82 / 181	5	24	1	1					
28	AL AZAN Azan Ali Said	GK	1.65 / 5'5"	75 / 165	3	3						12	
33	AL TAMTAMI Nasr Khamis Halait	PL	1.76 / 5'9"	80 / 176	5	42	1						
77	AL-KASBI Usama Mohammed Said	PL	1.65 / 5'5"	70 / 154	5	14	4						
90	AL HASANI As'ad Said Rashid	PL	1.89 / 6'2"	88 / 194	5	30	2						
Coach.	AL HASANI Hamood Salim Harib / AL WAHABI Yaqoob				Bench/Team								

### Referees

GHULOOM BAQER Fadhil Ahmed (UAE)	SALEM HASSAN MOHAMMAD Ismail (UAE)	MOHAMED SAEED BINASHOUR Saleh (UAE)	SANGSUKEELUX Chatchai (THA)

### Technical Delegate

<b>LEGEND</b>			
<b>EX</b> Exclusions	<b>G</b> Goals	<b>GK</b> Goalkeeper	
<b>MP</b> Matches Played	<b>PL</b> Player	<b>Pos</b> Position	
<b>RC</b> Red Cards	<b>1st</b> 1st suspension	<b>2nd</b> 2nd suspension	
<b>6mP</b> 6-meter penalty goals	<b>(C)</b> Captain		



## Start List

Danh sách ra sân

Game No : M-34 / Court No : 1

**VIE - PAK**

**VIE - Vietnam**

No.	Name	Pos	Height m/ft in	Weight kg/lbs	Competition Statistics									
					MP	G	6mP	1st	2nd	EX	RC	S	6mPS	
1	DUONG XUAN Thanh	GK	1.75 / 5'9"	75 / 165	6							45	1	
3	KIM XUAN Tien	PL	1.76 / 5'9"	80 / 176	6	23	1	1						
4	HUYNH Ky	PL	1.75 / 5'9"	75 / 165	3	1		1						
5	HOANG van Tien	PL	1.75 / 5'9"	70 / 154	6	16		1						
6	NGUYEN van Tung	PL	1.73 / 5'8"	76 / 168	3	1		1	1					
7	HUYNH NAM Tien	PL	1.70 / 5'7"	76 / 168	6	25	3	2						
8	la van Lon	PL	1.70 / 5'7"	75 / 165	6	21	1	1						
9	le van Binh	PL	1.73 / 5'8"	65 / 143	6	15								
10	NGUYEN van Trong	PL	1.76 / 5'9"	76 / 168	6	28		2						
11	NGUYEN VU Dung	PL	1.76 / 5'9"	78 / 172	3	2	1	1						
Coach.	DAO QUOC Dung / LUONG THE Dung / TRAN MINH Thang				Bench/Team									

**PAK - Pakistan**

No.	Name	Pos	Height m/ft in	Weight kg/lbs	Competition Statistics									
					MP	G	6mP	1st	2nd	EX	RC	S	6mPS	
1	ALI Tahir	GK	1.88 / 6'2"	104 / 229	4	5						26	2	
3	HUSSAIN Hazrat	PL	1.82 / 6'0"	75 / 165	4	29	2	3						
4	SAEED Asim	PL	1.85 / 6'1"	92 / 203	4	17	1	2	1		1			
5	ULLAH Abid	PL	0.80 / 2'7"	185 / 408	3	3	1							
6	PERVAIZ Muhammad Shahid	PL	1.82 / 6'0"	92 / 203	4	30	6							
7	ALI Asif	GK	1.88 / 6'2"	88 / 194	1			1				1		
8	KHAN Rana Waqar	PL	1.85 / 6'1"	80 / 176	1			1						
9	YASIN Khawar	PL	1.78 / 5'10"	91 / 201	4	6	1	1	1					
10	ATIF Muhammad Uzair	PL	1.82 / 6'0"	90 / 198	4	9		1			1			
11	HUSSAIN Muzamal	PL	1.86 / 6'1"	85 / 187	4	12	1	1						
Coach.	AHMAD Naseer / IQBAL Javed				Bench/Team									

**Referees**

TANJI Naser (SYR)	AYDI SYR Yehia (SYR)	NAKADA Minoru (JPN)	HABIBI Alireza (IRI)

**Technical Delegate**

### LEGEND

<b>EX</b>	Exclusions	<b>G</b>	Goals	<b>GK</b>	Goalkeeper
<b>MP</b>	Matches Played	<b>PL</b>	Player	<b>Pos</b>	Position
<b>RC</b>	Red Cards	<b>1st</b>	1st suspension	<b>2nd</b>	2nd suspension
<b>6mP</b>	6-meter penalty goals	<b>(C)</b>	Captain		



## Start List

Danh sách ra sân

Game No : M-32 / Court No : 2

**BRN - JPN**

**BRN - Bahrain**

No.	Name	Pos	Height m/ft in	Weight kg/lbs	Competition Statistics									
					MP	G	6mP	1st	2nd	EX	RC	S	6mPS	
3	MOHAMED Fahad	PL	1.79 / 5'10"	90 / 198	4	4	2	1						
4	MAHDI Mahmood	PL	1.71 / 5'7"	75 / 165	4	25	3	1						
6	AHMED Sayed Shehab	PL	1.78 / 5'10"	76 / 168	4	30	6							
10	ASKANI Bilal	PL	1.77 / 5'10"	74 / 163	4	16	2	1						
11	MOHAMED Jaafar	PL	1.86 / 6'1"	95 / 209	4	21								
12	ALQAIDOOM Husain	GK	1.70 / 5'7"	90 / 198	4	2						8	2	
15	FARDAN Mohamed	PL	1.84 / 6'0"	81 / 179	4	2		4	1					
19	ALNASHEET Adam	PL	1.71 / 5'7"	72 / 159	5	9	2							
Coach.	ALMARZOOQ Raed				Bench/Team									

**JPN - Japan**

No.	Name	Pos	Height m/ft in	Weight kg/lbs	Competition Statistics									
					MP	G	6mP	1st	2nd	EX	RC	S	6mPS	
1	NAKANO Yohei	PL	1.71 / 5'7"	65 / 143	5	9								
2	TAKAHASHI Koji	PL	1.84 / 6'0"	77 / 170	6	9	2							
3	TAKANO Katsuya	PL	1.87 / 6'2"	73 / 161	3			1						
4	TAKARA Yuuki	PL	1.74 / 5'9"	67 / 148	6	37	8							
5	TAGAI Motoki	PL	1.71 / 5'7"	70 / 154	6	7	4							
6	HOSOKAWA Tomoaki	PL	1.74 / 5'9"	64 / 141	6	37	8	1			1			
7	ODA Junya	PL	1.85 / 6'1"	78 / 172	4			3	1					
8	OGATA Yuto	PL	1.64 / 5'5"	55 / 121	6	15	1							
9	OKUNO Akihiro	GK	1.78 / 5'10"	72 / 159	6	4							34	6
10	HANAMIYA Takumi	PL	1.82 / 6'0"	87 / 192										
Coach.	HYOKAI Masayuki / OKIMOTO Tetsuro				Bench/Team									

**Referees**

MOHAMMED S H AL-HAIL Khalid (QAT)	AL-YAZEEDI Ali (QAT)	MOHAMED SAEED BINASHOUR Saleh (UAE)	ALJABRI Issa (OMA)

**Technical Delegate**

LEGEND			
<b>EX</b>	Exclusions	<b>G</b>	Goals
<b>MP</b>	Matches Played	<b>PL</b>	Player
<b>RC</b>	Red Cards	<b>1st</b>	1st suspension
<b>6mP</b>	6-meter penalty goals	<b>(C)</b>	Captain
		<b>GK</b>	Goalkeeper
		<b>Pos</b>	Position
		<b>2nd</b>	2nd suspension



## Start List

Danh sách ra sân

Game No : M-30 / Court No : 1

**HKG - THA**

**HKG - Hong Kong, China**

No.	Name	Pos	Height m/ft in	Weight kg/lbs	Competition Statistics									
					MP	G	6mP	1st	2nd	EX	RC	S	6mPS	
1	CHAN Chun Ho	PL	1.84 / 6'0"	85 / 187										
4	LEUNG Chun Yin	GK	1.74 / 5'9"	75 / 165										
7	YU Ping San	PL	1.76 / 5'9"	75 / 165										
9	YEUNG Kong Kiu	PL	1.76 / 5'9"	78 / 172										
12	LEUNG Huen Ming	PL	1.73 / 5'8"	75 / 165										
14	YIU Tai Wai	PL	1.83 / 6'0"	74 / 163										
16	NG Yin Pak	GK	1.83 / 6'0"	85 / 187										
29	LIN Ming Fai	PL	1.81 / 5'11"	80 / 176										
33	YUEN Hei Yin	PL	1.85 / 6'1"	85 / 187										
40	IP Kwun Hung Eddy	PL	1.82 / 6'0"	82 / 181										
Coach.	HUI Man Pong				Bench/Team									

**THA - Thailand**

No.	Name	Pos	Height m/ft in	Weight kg/lbs	Competition Statistics									
					MP	G	6mP	1st	2nd	EX	RC	S	6mPS	
8	KHUNNARONG Rattanon	PL	1.87 / 6'2"	90 / 198										
9	SOMBUNJIT Anek	PL	1.80 / 5'11"	100 / 220										
10	CHASITTHIDAMRONGSUK Kittipun	PL	1.80 / 5'11"	85 / 187										
13	USUWAN Phairoj	PL	1.82 / 6'0"	80 / 176										
15	SRICHA Puwanart	PL	1.94 / 6'4"	140 / 309										
16	SRISONG Chainarong	GK	1.88 / 6'2"	95 / 209										
20	PUANGSALEE Eakchai	GK	1.87 / 6'2"	105 / 231										
66	KIRIYA Wiriya	PL	1.83 / 6'0"	90 / 198										
77	JANKRA Sirisak	PL	1.86 / 6'1"	80 / 176										
99	KONGKA Bulakorn	PL	1.82 / 6'0"	85 / 187										
Coach.	IAMPHUCHUAI Sanit / KANNARONG Surakhom				Bench/Team									

**Referees**

NGUYEN DAC Thinh (VIE)	THACH le Hung (VIE)	MOHAMED SAEED BINASHOUR Saleh (UAE)	HABIBI Alireza (IRI)

**Technical Delegate**

LEGEND			
<b>EX</b>	Exclusions	<b>G</b>	Goals
<b>MP</b>	Matches Played	<b>PL</b>	Player
<b>RC</b>	Red Cards	<b>1st</b>	1st suspension
<b>6mP</b>	6-meter penalty goals	<b>(C)</b>	Captain
		<b>GK</b>	Goalkeeper
		<b>Pos</b>	Position
		<b>2nd</b>	2nd suspension



## Start List

Danh sách ra sân

Game No : M-29 / Court No : 1

**AFG - SRI**

**AFG - Afghanistan**

No.	Name	Pos	Height m/ft in	Weight kg/lbs	Competition Statistics								
					MP	G	6mP	1st	2nd	EX	RC	S	6mPS
1	SALIMI Mohd Bashir	PL	1.85 / 6'1"	92 / 203	4	3							
2	RASOULI Fardin	GK	1.79 / 5'10"	79 / 174	6	19	2	1			22	2	
3	BAHAR Mirwais	PL	1.80 / 5'11"	93 / 205	6	24	1	1					
4	AFZALI Mohd Bashir	PL	1.85 / 6'1"	98 / 216	5	4		3	1				
5	NABIZADA Esmatullah	PL	1.75 / 5'9"	86 / 190	6	35	2	1		1			
6	AHMADI Habibullah	PL	1.80 / 5'11"	68 / 150	6	19		1					
7	AKBARY Mohammad Zamir	PL	1.85 / 6'1"	70 / 154	2	5		1					
Coach.	RAHIMI Mohd Ebrahim				Bench/Team								

**SRI - Sri Lanka**

No.	Name	Pos	Height m/ft in	Weight kg/lbs	Competition Statistics								
					MP	G	6mP	1st	2nd	EX	RC	S	6mPS
1	JAYASIRIGE Rusiru Prabath Jayasiri	GK	1.85 / 6'1"	87 / 192	5	2						1	
2	GALHENA KANKANAMGE Sanjaya Kumara	GK	1.85 / 6'1"	88 / 194	5	6			1			14	1
3	WEERAKKODI Harsha Prasad de Silva	PL	1.75 / 5'9"	83 / 183	4	22		1	1		1		
4	KOSWATHTHA MUHANDIRAM RAL S. S. B.	PL	1.84 / 6'0"	72 / 159	5	31	3	1		1			
5	HEWA MALAWIGE Milan Madushan	PL	1.80 / 5'11"	69 / 152	3				1				
6	AGAMPODI Chanaru Madushanka	PL	1.78 / 5'10"	80 / 176	2	1		1					
8	HETTIGODAGE Anil Dasantha Hettigoda	PL	1.84 / 6'0"	74 / 163	3	4							
9	RATHNAYAKA MUDIYANSELA N. P. K.	GK	1.86 / 6'1"	84 / 185	3	13						9	
10	THILAKARATHNA MUDIYANSELA P. K. T.	PL	1.80 / 5'11"	77 / 170	3	4		1					
12	DRABATH Madushanka	PL			3	7		2					
Coach.	DALPETHADO Francis Gihan / HETTIARACHCHI MUDIYANSELA S. B. S.				Bench/Team								

**Referees**

KHLANGDIT Kitisak (THA)	BANDITPIBOON Sompop (THA)	NAKADA Minoru (JPN)	VILLA-REAL FRANQUELLI Joanna (PHI)

**Technical Delegate**

LEGEND			
<b>EX</b>	Exclusions	<b>G</b>	Goals
<b>MP</b>	Matches Played	<b>PL</b>	Player
<b>RC</b>	Red Cards	<b>1st</b>	1st suspension
<b>6mP</b>	6-meter penalty goals	<b>(C)</b>	Captain
		<b>GK</b>	Goalkeeper
		<b>Pos</b>	Position
		<b>2nd</b>	2nd suspension



## Start List

Danh sách ra sân

Game No : M-31 / Court No : 1

**QAT - VIE**

**QAT - Qatar**

No.	Name	Pos	Height m/ft in	Weight kg/lbs	Competition Statistics								
					MP	G	6mP	1st	2nd	EX	RC	S	6mPS
1	GARBA Ali	GK	1.75 / 5'9"	75 / 165	4							12	
3	MORGAN Ahmed	PL	1.75 / 5'9"	75 / 165	3			3			1		
4	ABDELHAK Ahmed	PL	1.75 / 5'9"	75 / 165	4	6	1						
6	ZOUAOUI Anis	PL	1.75 / 5'9"	75 / 165	4	24	1						
8	HASSAN Mohamed	PL	1.75 / 5'9"	75 / 165	4	22	1						
9	DENGUIR Amir	PL	1.75 / 5'9"	75 / 165	4	16	1						
16	MAHFOUZ Mohab	GK	1.75 / 5'9"	75 / 165	2	1					1	19	4
17	MOHAMED Mutasem	PL	1.75 / 5'9"	75 / 165	4	10							
24	KENAOUI Sid	PL	1.75 / 5'9"	75 / 165	3	1		2					
90	KAKHI Hani	PL	1.75 / 5'9"	75 / 165	4	16	1						
Coach.	AL-DOSARI Salem / ALY Khaled				Bench/Team								

**VIE - Vietnam**

No.	Name	Pos	Height m/ft in	Weight kg/lbs	Competition Statistics								
					MP	G	6mP	1st	2nd	EX	RC	S	6mPS
1	DUONG XUAN Thanh	GK	1.75 / 5'9"	75 / 165	5							40	1
3	KIM XUAN Tien	PL	1.76 / 5'9"	80 / 176	5	18	1	1					
4	HUYNH Ky	PL	1.75 / 5'9"	75 / 165	2	1		1					
5	HOANG van Tien	PL	1.75 / 5'9"	70 / 154	5	16		1					
6	NGUYEN van Tung	PL	1.73 / 5'8"	76 / 168	2	1		1	1				
7	HUYNH NAM Tien	PL	1.70 / 5'7"	76 / 168	5	22	3	1					
8	la van Lon	PL	1.70 / 5'7"	75 / 165	5	17	1	1					
9	le van Binh	PL	1.73 / 5'8"	65 / 143	5	14							
10	NGUYEN van Trong	PL	1.76 / 5'9"	76 / 168	5	27		1					
11	NGUYEN VU Dung	PL	1.76 / 5'9"	78 / 172	3	2	1	1					
Coach.	DAO QUOC Dung / LUONG THE Dung / TRAN MINH Thang				Bench/Team								

**Referees**

TANJI Naser (SYR)	AYDI SYR Yehia (SYR)	MOHAMED SAEED BINASHOUR Saleh (UAE)	HABIBI Alireza (IRI)

**Technical Delegate**

<b>LEGEND</b>			
<b>EX</b> Exclusions	<b>G</b> Goals	<b>GK</b> Goalkeeper	
<b>MP</b> Matches Played	<b>PL</b> Player	<b>Pos</b> Position	
<b>RC</b> Red Cards	<b>1st</b> 1st suspension	<b>2nd</b> 2nd suspension	
<b>6mP</b> 6-meter penalty goals	<b>(C)</b> Captain		



## Start List

Danh sách ra sân

Game No : M-33 / Court No : 1

**OMA - PAK**

**OMA - Oman**

No.	Name	Pos	Height m/ft in	Weight kg/lbs	Competition Statistics									
					MP	G	6mP	1st	2nd	EX	RC	S	6mPS	
2	AL-HADIDI Ashraf Khamis Mohamed	PL	1.78 / 5'10"	80 / 176	4	8								
3	AL-JABRI Hussain Ali Ayil	GK	1.78 / 5'10"	80 / 176	5	3						22	2	
11	AL DUGHAIISHI Marwan Saaiyid Khamis	PL	1.79 / 5'10"	80 / 176	5	11								
17	AL HARTHI Yasir Said Sulaiman	PL	1.75 / 5'9"	80 / 176	4	2		1						
18	AL SULEIMANI Mehdi Salim Mohammed	PL	1.91 / 6'3"	84 / 185	3			1			1			
20	AL HASANI Said Hamed Saud	PL	1.75 / 5'9"	82 / 181	5	19		1						
28	AL AZAN Azan Ali Said	GK	1.65 / 5'5"	75 / 165	3	3						12		
33	AL TAMTAMI Nasr Khamis Halait	PL	1.76 / 5'9"	80 / 176	5	32								
77	AL-KASBI Usama Mohammed Said	PL	1.65 / 5'5"	70 / 154	5	13	3							
90	AL HASANI As'ad Said Rashid	PL	1.89 / 6'2"	88 / 194	5	27	1							
Coach.	AL HASANI Hamood Salim Harib / AL WAHABI Yaqoob				Bench/Team									

**PAK - Pakistan**

No.	Name	Pos	Height m/ft in	Weight kg/lbs	Competition Statistics									
					MP	G	6mP	1st	2nd	EX	RC	S	6mPS	
1	ALI Tahir	GK	1.88 / 6'2"	104 / 229	4	5						18	2	
3	HUSSAIN Hazrat	PL	1.82 / 6'0"	75 / 165	4	19	1	2						
4	SAEED Asim	PL	1.85 / 6'1"	92 / 203	4	15	1	1						
5	ULLAH Abid	PL	0.80 / 2'7"	185 / 408	3	3	1							
6	PERVAIZ Muhammad Shahid	PL	1.82 / 6'0"	92 / 203	4	23	4							
7	ALI Asif	GK	1.88 / 6'2"	88 / 194	1			1				1		
8	KHAN Rana Waqar	PL	1.85 / 6'1"	80 / 176	1									
9	YASIN Khawar	PL	1.78 / 5'10"	91 / 201	4	5		1	1					
10	ATIF Muhammad Uzair	PL	1.82 / 6'0"	90 / 198	4	8		1			1			
11	HUSSAIN Muzamal	PL	1.86 / 6'1"	85 / 187	3	10	1	1						
Coach.	AHMAD Naseer / IQBAL Javed				Bench/Team									

**Referees**

SAJEDI Abdollah (IRI)	MAHMOUDI Ahmadrza (IRI)	N H H ALENEZI Khalaf (KUW)	MOHAMED SAEED BINASHOUR Saleh (UAE)

**Technical Delegate**

<b>LEGEND</b>			
<b>EX</b> Exclusions	<b>G</b> Goals	<b>GK</b> Goalkeeper	
<b>MP</b> Matches Played	<b>PL</b> Player	<b>Pos</b> Position	
<b>RC</b> Red Cards	<b>1st</b> 1st suspension	<b>2nd</b> 2nd suspension	
<b>6mP</b> 6-meter penalty goals	<b>(C)</b> Captain		





## Start List

Danh sách ra sân

Game No : M-27 / Court No : 1

**BRN - HKG**

**BRN - Bahrain**

No.	Name	Pos	Height m/ft in	Weight kg/lbs	Competition Statistics									
					MP	G	6mP	1st	2nd	EX	RC	S	6mPS	
3	MOHAMED Fahad	PL	1.79 / 5'10"	90 / 198	3	3	2	1						
4	MAHDI Mahmood	PL	1.71 / 5'7"	75 / 165	3	18	3	1						
6	AHMED Sayed Shehab	PL	1.78 / 5'10"	76 / 168	3	27	6							
7	ABDULLA Salman	PL	1.70 / 5'7"	75 / 165										
10	ASKANI Bilal	PL	1.77 / 5'10"	74 / 163	3	14	2	1						
11	MOHAMED Jaafar	PL	1.86 / 6'1"	95 / 209	3	16								
12	ALQAIDOOM Husain	GK	1.70 / 5'7"	90 / 198	3	1						5	1	
15	FARDAN Mohamed	PL	1.84 / 6'0"	81 / 179	3	2		3	1					
16	ALZAIMOOR Abdulla	GK	1.65 / 5'5"	69 / 152	2	2								
19	ALNASHEET Adam	PL	1.71 / 5'7"	72 / 159	4	7	2							
20	ALMOULANI Tamim	PL	1.75 / 5'9"	80 / 176	3	1		3						
Coach.	ALMARZOOQ Raed				Bench/Team									

**HKG - Hong Kong, China**

No.	Name	Pos	Height m/ft in	Weight kg/lbs	Competition Statistics									
					MP	G	6mP	1st	2nd	EX	RC	S	6mPS	
1	CHAN Chun Ho	PL	1.84 / 6'0"	85 / 187	5	6	3	2						
4	LEUNG Chun Yin	GK	1.74 / 5'9"	75 / 165	5	8			1			8		
7	YU Ping San	PL	1.76 / 5'9"	75 / 165	5	10	1	1						
9	YEUNG Kong Kiu	PL	1.76 / 5'9"	78 / 172	3	1		2	1					
12	LEUNG Huen Ming	PL	1.73 / 5'8"	75 / 165	4	7	1							
14	YIU Tai Wai	PL	1.83 / 6'0"	74 / 163	4	6								
16	NG Yin Pak	GK	1.83 / 6'0"	85 / 187	2									
29	LIN Ming Fai	PL	1.81 / 5'11"	80 / 176	5	16		1						
33	YUEN Hei Yin	PL	1.85 / 6'1"	85 / 187	5	15								
40	IP Kwun Hung Eddy	PL	1.82 / 6'0"	82 / 181	5	21								
Coach.	HUI Man Pong				Bench/Team									

### Referees

TANJI Naser (SYR)	AYDI SYR Yehia (SYR)	MOHAMED SAEED BINASHOUR Saleh (UAE)	SANGSUKEELUX Chatchai (THA)

### Technical Delegate

### LEGEND

<b>EX</b>	Exclusions	<b>G</b>	Goals	<b>GK</b>	Goalkeeper
<b>MP</b>	Matches Played	<b>PL</b>	Player	<b>Pos</b>	Position
<b>RC</b>	Red Cards	<b>1st</b>	1st suspension	<b>2nd</b>	2nd suspension
<b>6mP</b>	6-meter penalty goals	<b>(C)</b>	Captain		



## Start List

Danh sách ra sân

Game No : M-28 / Court No : 1

**JPN - THA**

**JPN - Japan**

No.	Name	Pos	Height m/ft in	Weight kg/lbs	Competition Statistics								
					MP	G	6mP	1st	2nd	EX	RC	S	6mPS
1	NAKANO Yohei	PL	1.71 / 5'7"	65 / 143									
2	TAKAHASHI Koji	PL	1.84 / 6'0"	77 / 170									
3	TAKANO Katsuya	PL	1.87 / 6'2"	73 / 161									
4	TAKARA Yuuki	PL	1.74 / 5'9"	67 / 148									
5	TAGAI Motoki	PL	1.71 / 5'7"	70 / 154									
6	HOSOKAWA Tomoaki	PL	1.74 / 5'9"	64 / 141									
7	ODA Junya	PL	1.85 / 6'1"	78 / 172									
8	OGATA Yuto	PL	1.64 / 5'5"	55 / 121									
9	OKUNO Akihiro	GK	1.78 / 5'10"	72 / 159									
10	HANAMIYA Takumi	PL	1.82 / 6'0"	87 / 192									
Coach.	HYOKAI Masayuki / OKIMOTO Tetsuro				Bench/Team								

**THA - Thailand**

No.	Name	Pos	Height m/ft in	Weight kg/lbs	Competition Statistics								
					MP	G	6mP	1st	2nd	EX	RC	S	6mPS
8	KHUNNARONG Rattanon	PL	1.87 / 6'2"	90 / 198									
9	SOMBUNJIT Anek	PL	1.80 / 5'11"	100 / 220									
10	CHASITTHIDAMRONGSUK Kittipun	PL	1.80 / 5'11"	85 / 187									
13	USUWAN Phairoj	PL	1.82 / 6'0"	80 / 176									
15	SRICHAJ Puwanart	PL	1.94 / 6'4"	140 / 309									
16	SRISONG Chainarong	GK	1.88 / 6'2"	95 / 209									
20	PUANGSALEE Eakchai	GK	1.87 / 6'2"	105 / 231									
66	KIRIYA Wiriya	PL	1.83 / 6'0"	90 / 198									
77	JANKRA Sirisak	PL	1.86 / 6'1"	80 / 176									
99	KONGKA Bulakorn	PL	1.82 / 6'0"	85 / 187									
Coach.	IAMPHUCHUAI Sanit / KANNARONG Surakhom				Bench/Team								

**Referees**

MOHAMMED S H AL-HAIL Khalid (QAT)	AL-YAZEEDI Ali (QAT)	N H H ALENEZI Khalaf (KUW)	HABIBI Alireza (IRI)

**Technical Delegate**

### LEGEND

<b>EX</b>	Exclusions	<b>G</b>	Goals	<b>GK</b>	Goalkeeper
<b>MP</b>	Matches Played	<b>PL</b>	Player	<b>Pos</b>	Position
<b>RC</b>	Red Cards	<b>1st</b>	1st suspension	<b>2nd</b>	2nd suspension
<b>6mP</b>	6-meter penalty goals	<b>(C)</b>	Captain		



## Start List

Danh sách ra sân

Game No : M-26 / Court No : 1

**IND - AFG**

**IND - India**

No.	Name	Pos	Height m/ft in	Weight kg/lbs	Competition Statistics									
					MP	G	6mP	1st	2nd	EX	RC	S	6mPS	
1	MOHAMMAD HAKIM Mohammad Hakim	GK	1.70 / 5'7"	65 / 143	4	5						13	1	
2	BOOTARAM SATPAL Bootaram Satpal	LB	1.70 / 5'7"	64 / 141	4	15								
3	DEWAN Rahul	LW	1.76 / 5'9"	58 / 128	4	1								
4	DAVINDER SINGH Davinder Singh	LB	1.80 / 5'11"	77 / 170	4	19	2	2	1					
5	NAIN Ashok	LB	1.88 / 6'2"	80 / 176	3	17		1						
6	JAGZAP Mangesh Prakash	PL	1.88 / 6'2"	85 / 187	3			1			1			
7	SONAWANE Abhishek Bhaskarrao	PL	1.77 / 5'10"	72 / 159	4	13	1	1						
8	MUKESH Mukesh	RW	1.70 / 5'7"	70 / 154	1									
9	SUNIL KUMAR Sunil Kumar	GK	1.84 / 6'0"	81 / 179	2	5		1				3		
Coach. JUGMINDER Singh / SINDHU Shivaji					Bench/Team									

**AFG - Afghanistan**

No.	Name	Pos	Height m/ft in	Weight kg/lbs	Competition Statistics								
					MP	G	6mP	1st	2nd	EX	RC	S	6mPS
1	SALIMI Mohd Bashir	PL	1.85 / 6'1"	92 / 203	3	2							
2	RASOULI Fardin	GK	1.79 / 5'10"	79 / 174	5	15	1	1			17		
3	BAHAR Mirwais	PL	1.80 / 5'11"	93 / 205	5	17							
4	AFZALI Mohd Bashir	PL	1.85 / 6'1"	98 / 216	4	4		2	1				
5	NABIZADA Esmatullah	PL	1.75 / 5'9"	86 / 190	5	25		1		1			
6	AHMADI Habibullah	PL	1.80 / 5'11"	68 / 150	5	13		1					
7	AKBARY Mohammad Zamir	PL	1.85 / 6'1"	70 / 154	1	2		1					
Coach.	RAHIMI Mohd Ebrahim				Bench/Team								

**Referees**

NGUYEN DAC Thinh (VIE)	THACH le Hung (VIE)	SAMHA Zuhir (SYR)	IMRAN Muhammad (PAK)

**Technical Delegate**

### LEGEND

<b>EX</b> Exclusions	<b>G</b> Goals	<b>GK</b> Goalkeeper
<b>LB</b> Left Back	<b>LW</b> Left Winger	<b>MP</b> Matches Played
<b>PL</b> Player	<b>Pos</b> Position	<b>RC</b> Red Cards
<b>RW</b> Right Winger	<b>1st</b> 1st suspension	<b>2nd</b> 2nd suspension
<b>6mP</b> 6-meter penalty goals	<b>(C)</b> Captain	



## Start List

Danh sách ra sân

Game No : M-1 / Court No : 1

**BRN - THA**

**BRN - Bahrain**

No.	Name	Pos	Height m/ft in	Weight kg/lbs	Competition Statistics									
					MP	G	6mP	1st	2nd	EX	RC	S	6mPS	
3	MOHAMED Fahad	PL	1.79 / 5'10"	90 / 198										
4	MAHDI Mahmood	PL	1.71 / 5'7"	75 / 165										
6	AHMED Sayed Shehab	PL	1.78 / 5'10"	76 / 168										
7	ABDULLA Salman	PL	1.70 / 5'7"	75 / 165										
10	ASKANI Bilal	PL	1.77 / 5'10"	74 / 163										
11	MOHAMED Jaafar	PL	1.86 / 6'1"	95 / 209										
12	ALQAIDOOM Husain	GK	1.70 / 5'7"	90 / 198										
15	FARDAN Mohamed	PL	1.84 / 6'0"	81 / 179										
16	ALZAIMOOR Abdulla	GK	1.65 / 5'5"	69 / 152										
19	ALNASHEET Adam	PL	1.71 / 5'7"	72 / 159										
20	ALMOULANI Tamim	PL	1.75 / 5'9"	80 / 176										
Coach.	ALMARZOOQ Raed				Bench/Team									

**THA - Thailand**

No.	Name	Pos	Height m/ft in	Weight kg/lbs	Competition Statistics									
					MP	G	6mP	1st	2nd	EX	RC	S	6mPS	
8	KHUNNARONG Rattanon	PL	1.87 / 6'2"	90 / 198										
9	SOMBUNJIT Anek	PL	1.80 / 5'11"	100 / 220										
10	CHASITTHIDAMRONGSUK Kittipun	PL	1.80 / 5'11"	85 / 187										
13	USUWAN Phairoj	PL	1.82 / 6'0"	80 / 176										
15	SRICHAJ Puwanart	PL	1.94 / 6'4"	140 / 309										
16	SRISONG Chainarong	GK	1.88 / 6'2"	95 / 209										
20	PUANGSALEE Eakchai	PL	1.87 / 6'2"	105 / 231										
66	KIRIYA Wiriya	PL	1.83 / 6'0"	90 / 198										
77	JANKRA Sirisak	PL	1.86 / 6'1"	80 / 176										
99	KONGKA Bulakorn	PL	1.82 / 6'0"	85 / 187										
Coach.	IAMPHUCHUAI Sanit / KANNARONG Surakhom				Bench/Team									

### Referees

KASSEM Moukachar (LIB)	MOHAMAD ZIAD Mansour (LIB)	N H H ALENEZI Khalaf (KUW)	NAKADA Minoru (JPN)

### Technical Delegate

### LEGEND

<b>EX</b>	Exclusions	<b>G</b>	Goals	<b>GK</b>	Goalkeeper
<b>MP</b>	Matches Played	<b>PL</b>	Player	<b>Pos</b>	Position
<b>RC</b>	Red Cards	<b>1st</b>	1st suspension	<b>2nd</b>	2nd suspension
<b>6mP</b>	6-meter penalty goals	<b>(C)</b>	Captain		



## Start List

Danh sách ra sân

Game No : M-3 / Court No : 1

**PAK - IND**

**PAK - Pakistan**

No.	Name	Pos	Height m/ft in	Weight kg/lbs	Competition Statistics								
					MP	G	6mP	1st	2nd	EX	RC	S	6mPS
1	ALI Tahir	GK	1.88 / 6'2"	104 / 229									
3	HUSSAIN Hazrat	PL	1.82 / 6'0"	75 / 165									
4	SAEED Asim	PL	1.85 / 6'1"	92 / 203									
5	ULLAH Abid	PL	0.80 / 2'7"	185 / 408									
6	PERVAIZ Muhammad Shahid	PL	1.82 / 6'0"	92 / 203									
7	ALI Asif	GK	1.88 / 6'2"	88 / 194									
8	KHAN Rana Waqar	PL	1.85 / 6'1"	80 / 176									
9	YASIN Khawar	PL	1.78 / 5'10"	91 / 201									
10	ATIF Muhammad Uzair	PL	1.82 / 6'0"	90 / 198									
11	HUSSAIN Muzamal	PL	1.86 / 6'1"	85 / 187									
Coach.	AHMAD Naseer / IQBAL Javed				Bench/Team								

**IND - India**

No.	Name	Pos	Height m/ft in	Weight kg/lbs	Competition Statistics								
					MP	G	6mP	1st	2nd	EX	RC	S	6mPS
1	MOHAMMAD HAKIM Mohammad Hakim	GK	1.70 / 5'7"	65 / 143									
2	BOOTARAM SATPAL Bootaram Satpal	LB	1.70 / 5'7"	64 / 141									
3	DEWAN Rahul	LW	1.76 / 5'9"	58 / 128									
4	DAVINDER SINGH Davinder Singh	LB	1.80 / 5'11"	77 / 170									
5	NAIN Ashok	LB	1.88 / 6'2"	80 / 176									
6	JAGZAP Mangesh Prakash	PL	1.88 / 6'2"	85 / 187									
7	SONAWANE Abhishek Bhaskarrao	PL	1.77 / 5'10"	72 / 159									
8	MUKESH Mukesh	RW	1.70 / 5'7"	70 / 154									
9	SUNIL KUMAR Sunil Kumar	GK	1.84 / 6'0"	81 / 179									
Coach.	JUGMINDER Singh / SINDHU Shivaji				Bench/Team								

**Referees**

HONGJUN Cao (CHN)	JIAN Xu (CHN)	MOHAMED SAEED BINASHOUR Saleh (UAE)	ALJABRI Issa (OMA)

**Technical Delegate**

<b>LEGEND</b>			
<b>EX</b>	Exclusions	<b>G</b>	Goals
<b>LB</b>	Left Back	<b>LW</b>	Left Winger
<b>PL</b>	Player	<b>Pos</b>	Position
<b>RW</b>	Right Winger	<b>1st</b>	1st suspension
<b>6mP</b>	6-meter penalty goals	<b>(C)</b>	Captain
		<b>GK</b>	Goalkeeper
		<b>MP</b>	Matches Played
		<b>RC</b>	Red Cards
		<b>2nd</b>	2nd suspension



## Start List

Danh sách ra sân

Game No : M-6 / Court No : 2

**IND - QAT**

**IND - India**

No.	Name	Pos	Height m/ft in	Weight kg/lbs	Competition Statistics									
					MP	G	6mP	1st	2nd	EX	RC	S	6mPS	
1	MOHAMMAD HAKIM Mohammad Hakim	GK	1.70 / 5'7"	65 / 143	1							2		
2	BOOTARAM SATPAL Bootaram Satpal	LB	1.70 / 5'7"	64 / 141	1	6								
3	DEWAN Rahul	LW	1.76 / 5'9"	58 / 128	1									
4	DAVINDER SINGH Davinder Singh	LB	1.80 / 5'11"	77 / 170	1	6	1	1						
5	NAIN Ashok	LB	1.88 / 6'2"	80 / 176	1	4								
6	JAGZAP Mangesh Prakash	PL	1.88 / 6'2"	85 / 187	1									
7	SONAWANE Abhishek Bhaskarrao	PL	1.77 / 5'10"	72 / 159	1	2								
8	MUKESH Mukesh	RW	1.70 / 5'7"	70 / 154										
9	SUNIL KUMAR Sunil Kumar	GK	1.84 / 6'0"	81 / 179										
Coach. JUGMINDER Singh / SINDHU Shivaji					Bench/Team									

**QAT - Qatar**

No.	Name	Pos	Height m/ft in	Weight kg/lbs	Competition Statistics								
					MP	G	6mP	1st	2nd	EX	RC	S	6mPS
1	GARBA Ali	GK	1.75 / 5'9"	75 / 165									
3	MORGAN Ahmed	PL	1.75 / 5'9"	75 / 165									
4	ABDELHAK Ahmed	PL	1.75 / 5'9"	75 / 165									
6	ZOUAOUI Anis	PL	1.75 / 5'9"	75 / 165									
8	HASSAN Mohamed	PL	1.75 / 5'9"	75 / 165									
9	DENGUIR Amir	PL	1.75 / 5'9"	75 / 165									
16	MAHFOUZ Mohab	GK	1.75 / 5'9"	75 / 165									
17	MOHAMED Mutasem	PL	1.75 / 5'9"	75 / 165									
24	KENAOUI Sid	PL	1.75 / 5'9"	75 / 165									
90	KAKHI Hani	PL	1.75 / 5'9"	75 / 165									
Coach.	AL-DOSARI Salem / ALY Khaled				Bench/Team								

**Referees**

KASSEM Moukachar (LIB)	MOHAMAD ZIAD Mansour (LIB)	SAMHA Zuhir (SYR)	ALJABRI Issa (OMA)

**Technical Delegate**

### LEGEND

<b>EX</b> Exclusions	<b>G</b> Goals	<b>GK</b> Goalkeeper
<b>LB</b> Left Back	<b>LW</b> Left Winger	<b>MP</b> Matches Played
<b>PL</b> Player	<b>Pos</b> Position	<b>RC</b> Red Cards
<b>RW</b> Right Winger	<b>1st</b> 1st suspension	<b>2nd</b> 2nd suspension
<b>6mP</b> 6-meter penalty goals	<b>(C)</b> Captain	



## Start List

Danh sách ra sân

Game No : M-9 / Court No : 1

**PAK - BRN**

**PAK - Pakistan**

No.	Name	Pos	Height m/ft in	Weight kg/lbs	Competition Statistics								
					MP	G	6mP	1st	2nd	EX	RC	S	6mPS
1	ALI Tahir	GK	1.88 / 6'2"	104 / 229	1	1							
3	HUSSAIN Hazrat	PL	1.82 / 6'0"	75 / 165	1	5							
4	SAEED Asim	PL	1.85 / 6'1"	92 / 203	1	3							
5	ULLAH Abid	PL	0.80 / 2'7"	185 / 408	1	2							
6	PERVAIZ Muhammad Shahid	PL	1.82 / 6'0"	92 / 203	1	7							
7	ALI Asif	GK	1.88 / 6'2"	88 / 194	1			1				1	
8	KHAN Rana Waqar	PL	1.85 / 6'1"	80 / 176	1								
9	YASIN Khawar	PL	1.78 / 5'10"	91 / 201	1	2							
10	ATIF Muhammad Uzair	PL	1.82 / 6'0"	90 / 198	1	4							
11	HUSSAIN Muzamal	PL	1.86 / 6'1"	85 / 187									
Coach.	AHMAD Naseer / IQBAL Javed				Bench/Team								

**BRN - Bahrain**

No.	Name	Pos	Height m/ft in	Weight kg/lbs	Competition Statistics									
					MP	G	6mP	1st	2nd	EX	RC	S	6mPS	
3	MOHAMED Fahad	PL	1.79 / 5'10"	90 / 198		1	1	1						
4	MAHDI Mahmood	PL	1.71 / 5'7"	75 / 165		4	1							
6	AHMED Sayed Shehab	PL	1.78 / 5'10"	76 / 168		8	2							
7	ABDULLA Salman	PL	1.70 / 5'7"	75 / 165										
10	ASKANI Bilal	PL	1.77 / 5'10"	74 / 163				1						
11	MOHAMED Jaafar	PL	1.86 / 6'1"	95 / 209		2								
12	ALQAIDOOM Husain	GK	1.70 / 5'7"	90 / 198								2		
15	FARDAN Mohamed	PL	1.84 / 6'0"	81 / 179		1		1	1					
16	ALZAIMOOR Abdulla	GK	1.65 / 5'5"	69 / 152		1						4		
19	ALNASHEET Adam	PL	1.71 / 5'7"	72 / 159	1	3	1							
20	ALMOULANI Tamim	PL	1.75 / 5'9"	80 / 176		1								
Coach.	ALMARZOOQ Raed				Bench/Team									

### Referees

GHULOOM BAQER Fadhil Ahmed (UAE)	SALEM HASSAN MOHAMMAD Ismail (UAE)	N H H ALENEZI Khalaf (KUW)	SAMHA Zuhir (SYR)

### Technical Delegate

### LEGEND

<b>EX</b>	Exclusions	<b>G</b>	Goals	<b>GK</b>	Goalkeeper
<b>MP</b>	Matches Played	<b>PL</b>	Player	<b>Pos</b>	Position
<b>RC</b>	Red Cards	<b>1st</b>	1st suspension	<b>2nd</b>	2nd suspension
<b>6mP</b>	6-meter penalty goals	<b>(C)</b>	Captain		





## Start List

Danh sách ra sân

Game No : M-12 / Court No : 1

**BRN - IND**

**BRN - Bahrain**

No.	Name	Pos	Height m/ft in	Weight kg/lbs	Competition Statistics									
					MP	G	6mP	1st	2nd	EX	RC	S	6mPS	
3	MOHAMED Fahad (C)	PL	1.79 / 5'10"	90 / 198	1	2	2	1						
4	MAHDI Mahmood	PL	1.71 / 5'7"	75 / 165	1	6	2	1						
6	AHMED Sayed Shehab	PL	1.78 / 5'10"	76 / 168	1	15	3							
10	ASKANI Bilal	PL	1.77 / 5'10"	74 / 163	1	4		1						
11	MOHAMED Jaafar	PL	1.86 / 6'1"	95 / 209	1	7								
12	ALQAIDOOM Husain	GK	1.70 / 5'7"	90 / 198	1							4	1	
15	FARDAN Mohamed	PL	1.84 / 6'0"	81 / 179	1	1		1	1					
16	ALZAIMOOR Abdulla	GK	1.65 / 5'5"	69 / 152		1						4		
19	ALNASHEET Adam	PL	1.71 / 5'7"	72 / 159	2	5	2							
20	ALMOULANI Tamim	PL	1.75 / 5'9"	80 / 176	1	1		1						
Coach.	ALMARZOOQ Raed				Bench/Team									

**IND - India**

No.	Name	Pos	Height m/ft in	Weight kg/lbs	Competition Statistics								
					MP	G	6mP	1st	2nd	EX	RC	S	6mPS
1	MOHAMMAD HAKIM Mohammad Hakim (C)	GK	1.70 / 5'7"	65 / 143	2							2	
2	BOOTARAM SATPAL Bootaram Satpal	LB	1.70 / 5'7"	64 / 141	2	7							
3	DEWAN Rahul	LW	1.76 / 5'9"	58 / 128	2								
4	DAVINDER SINGH Davinder Singh	LB	1.80 / 5'11"	77 / 170	2	13	1	1					
5	NAIN Ashok	LB	1.88 / 6'2"	80 / 176	2	8		1					
6	JAGZAP Mangesh Prakash	PL	1.88 / 6'2"	85 / 187	2						1		
7	SONAWANE Abhishek Bhaskarrao	PL	1.77 / 5'10"	72 / 159	2	4	1	1					
8	MUKESH Mukesh	RW	1.70 / 5'7"	70 / 154									
9	SUNIL KUMAR Sunil Kumar	GK	1.84 / 6'0"	81 / 179	1	1		1				2	
Coach.	JUGMINDER Singh / SINDHU Shivaji				Bench/Team								

**Referees**

TANJI Naser (SYR)	AYDI SYR Yehia (SYR)	SAMHA Zuhir (SYR)	ALJABRI Issa (OMA)

**Technical Delegate**

### LEGEND

<b>EX</b> Exclusions	<b>G</b> Goals	<b>GK</b> Goalkeeper
<b>LB</b> Left Back	<b>LW</b> Left Winger	<b>MP</b> Matches Played
<b>PL</b> Player	<b>Pos</b> Position	<b>RC</b> Red Cards
<b>RW</b> Right Winger	<b>1st</b> 1st suspension	<b>2nd</b> 2nd suspension
<b>6mP</b> 6-meter penalty goals	<b>(C)</b> Captain	





## Start List

Danh sách ra sân

Game No : M-14 / Court No : 1

**QAT - THA**

**QAT - Qatar**

No.	Name	Pos	Height m/ft in	Weight kg/lbs	Competition Statistics									
					MP	G	6mP	1st	2nd	EX	RC	S	6mPS	
1	GARBA Ali	GK	1.75 / 5'9"	75 / 165	2							4		
3	MORGAN Ahmed	PL	1.75 / 5'9"	75 / 165	1			1			1			
4	ABDELHAK Ahmed	PL	1.75 / 5'9"	75 / 165	1	1								
6	ZOUAOUI Anis	PL	1.75 / 5'9"	75 / 165	1	4								
8	HASSAN Mohamed	PL	1.75 / 5'9"	75 / 165	1	7								
9	DENGUIR Amir	PL	1.75 / 5'9"	75 / 165	1	6								
16	MAHFOUZ Mohab	GK	1.75 / 5'9"	75 / 165	1									
17	MOHAMED Mutasem	PL	1.75 / 5'9"	75 / 165	1	5								
24	KENAOUI Sid	PL	1.75 / 5'9"	75 / 165	1			1						
90	KAKHI Hani	PL	1.75 / 5'9"	75 / 165	1	9								
Coach.	AL-DOSARI Salem / ALY Khaled				Bench/Team									

**THA - Thailand**

No.	Name	Pos	Height m/ft in	Weight kg/lbs	Competition Statistics									
					MP	G	6mP	1st	2nd	EX	RC	S	6mPS	
9	SOMBUNJIT Anek (C)	PL	1.80 / 5'11"	100 / 220		2								
10	CHASITTHIDAMRONGSUK Kittipun	PL	1.80 / 5'11"	85 / 187	1									
13	USUWAN Phairoj	PL	1.82 / 6'0"	80 / 176		3	1							
15	SRICHAJ Puwanart	PL	1.94 / 6'4"	140 / 309		5	3							
16	SRISONG Chainarong	GK	1.88 / 6'2"	95 / 209	1							6	1	
20	PUANGSALEE Eakchai	GK	1.87 / 6'2"	105 / 231	1									
66	KIRIYA Wiriya	PL	1.83 / 6'0"	90 / 198				1						
77	JANKRA Sirisak	PL	1.86 / 6'1"	80 / 176		4								
99	KONGKA Bulakorn	PL	1.82 / 6'0"	85 / 187		6	1							
Coach.	IAMPHUCHUAI Sanit / KANNARONG Surakhom				Bench/Team									

**Referees**

SAJEDI Abdollah (IRI)	MAHMOUDI Ahmadreza (IRI)	MOHAMED SAEED BINASHOUR Saleh (UAE)	HABIBI Alireza (IRI)

**Technical Delegate**

<b>LEGEND</b>			
<b>EX</b>	Exclusions	<b>G</b>	Goals
<b>MP</b>	Matches Played	<b>PL</b>	Player
<b>RC</b>	Red Cards	<b>1st</b>	1st suspension
<b>6mP</b>	6-meter penalty goals	<b>(C)</b>	Captain
		<b>GK</b>	Goalkeeper
		<b>Pos</b>	Position
		<b>2nd</b>	2nd suspension



## Start List

Danh sách ra sân

Game No : M-16 / Court No : 1

**THA - PAK**

**THA - Thailand**

No.	Name	Pos	Height m/ft in	Weight kg/lbs	Competition Statistics									
					MP	G	6mP	1st	2nd	EX	RC	S	6mPS	
8	KHUNNARONG Rattanon	PL	1.87 / 6'2"	90 / 198										
9	SOMBUNJIT Anek	PL	1.80 / 5'11"	100 / 220	1	4								
10	CHASITTHIDAMRONGSUK Kittipun	PL	1.80 / 5'11"	85 / 187	2									
13	USUWAN Phairoj	PL	1.82 / 6'0"	80 / 176	1	9	1							
15	SRICHAJ Puwanart	PL	1.94 / 6'4"	140 / 309	1	8	5							
16	SRISONG Chainarong	GK	1.88 / 6'2"	95 / 209	1							8	1	
20	PUANGSALEE Eakchai	GK	1.87 / 6'2"	105 / 231	1							2		
66	KIRIYA Wiriya	PL	1.83 / 6'0"	90 / 198	1	1		1						
77	JANKRA Sirisak	PL	1.86 / 6'1"	80 / 176	1	6								
99	KONGKA Bulakorn	PL	1.82 / 6'0"	85 / 187	1	7	1	1						
Coach.	IAMPHUCHUAI Sanit / KANNARONG Surakhom				Bench/Team									

**PAK - Pakistan**

No.	Name	Pos	Height m/ft in	Weight kg/lbs	Competition Statistics									
					MP	G	6mP	1st	2nd	EX	RC	S	6mPS	
1	ALI Tahir	GK	1.88 / 6'2"	104 / 229	2	2						3	2	
3	HUSSAIN Hazrat	PL	1.82 / 6'0"	75 / 165	2	9	1	1						
4	SAEED Asim	PL	1.85 / 6'1"	92 / 203	2	9	1							
5	ULLAH Abid	PL	0.80 / 2'7"	185 / 408	2	3	1							
6	PERVAIZ Muhammad Shahid	PL	1.82 / 6'0"	92 / 203	2	13	2							
7	ALI Asif	GK	1.88 / 6'2"	88 / 194	1			1				1		
8	KHAN Rana Waqar	PL	1.85 / 6'1"	80 / 176	1									
9	YASIN Khawar	PL	1.78 / 5'10"	91 / 201	2	4								
10	ATIF Muhammad Uzair	PL	1.82 / 6'0"	90 / 198	2	4		1			1			
11	HUSSAIN Muzamal	PL	1.86 / 6'1"	85 / 187	1	5	1							
Coach.	AHMAD Naseer / IQBAL Javed				Bench/Team									

**Referees**

**Technical Delegate**

HONGJUN Cao (CHN)	JIAN Xu (CHN)	TAWAKOLI Dawud (IRI)	SAMHA Zuhir (SYR)

### LEGEND

**EX** Exclusions  
**MP** Matches Played  
**RC** Red Cards  
**6mP** 6-meter penalty goals

**G** Goals  
**PL** Player  
**1st** 1st suspension  
**(C)** Captain

**GK** Goalkeeper  
**Pos** Position  
**2nd** 2nd suspension



## Start List

Danh sách ra sân

Game No : M-19 / Court No : 1

**BRN - QAT**

**BRN - Bahrain**

No.	Name	Pos	Height m/ft in	Weight kg/lbs	Competition Statistics									
					MP	G	6mP	1st	2nd	EX	RC	S	6mPS	
3	MOHAMED Fahad	PL	1.79 / 5'10"	90 / 198	2	3	2	1						
4	MAHDI Mahmood	PL	1.71 / 5'7"	75 / 165	2	11	2	1						
6	AHMED Sayed Shehab	PL	1.78 / 5'10"	76 / 168	2	19	3							
10	ASKANI Bilal	PL	1.77 / 5'10"	74 / 163	2	9	1	1						
11	MOHAMED Jaafar	PL	1.86 / 6'1"	95 / 209	2	15								
12	ALQAIDOOM Husain	GK	1.70 / 5'7"	90 / 198	2	1						5	1	
15	FARDAN Mohamed	PL	1.84 / 6'0"	81 / 179	2	2		2	1					
16	ALZAIMOOR Abdulla	GK	1.65 / 5'5"	69 / 152	1	2						4		
19	ALNASHEET Adam	PL	1.71 / 5'7"	72 / 159	3	7	2							
20	ALMOULANI Tamim	PL	1.75 / 5'9"	80 / 176	2	1		2						
Coach.	ALMARZOOQ Raed				Bench/Team									

**QAT - Qatar**

No.	Name	Pos	Height m/ft in	Weight kg/lbs	Competition Statistics								
					MP	G	6mP	1st	2nd	EX	RC	S	6mPS
1	GARBA Ali	GK	1.75 / 5'9"	75 / 165	2							10	
3	MORGAN Ahmed	PL	1.75 / 5'9"	75 / 165	1			1			1		
4	ABDELHAK Ahmed	PL	1.75 / 5'9"	75 / 165	2	3							
6	ZOUAOUI Anis	PL	1.75 / 5'9"	75 / 165	2	14							
8	HASSAN Mohamed	PL	1.75 / 5'9"	75 / 165	2	13							
9	DENGUIR Amir	PL	1.75 / 5'9"	75 / 165	2	7							
16	MAHFOUZ Mohab	GK	1.75 / 5'9"	75 / 165	1	1						7	1
17	MOHAMED Mutasem	PL	1.75 / 5'9"	75 / 165	2	7							
24	KENAOUI Sid	PL	1.75 / 5'9"	75 / 165	1			1					
90	KAKHI Hani	PL	1.75 / 5'9"	75 / 165	2	10							
Coach.	AL-DOSARI Salem / ALY Khaled				Bench/Team								

**Referees**

KASSEM Moukachar (LIB)	MOHAMAD ZIAD Mansour (LIB)	MOHAMED SAEED BINASHOUR Saleh (UAE)	SAMHA Zuhir (SYR)

**Technical Delegate**

LEGEND			
<b>EX</b>	Exclusions	<b>G</b>	Goals
<b>MP</b>	Matches Played	<b>PL</b>	Player
<b>RC</b>	Red Cards	<b>1st</b>	1st suspension
<b>6mP</b>	6-meter penalty goals	<b>(C)</b>	Captain
		<b>GK</b>	Goalkeeper
		<b>Pos</b>	Position
		<b>2nd</b>	2nd suspension



## Start List

Danh sách ra sân

Game No : M-22 / Court No : 1

**THA - IND**

**THA - Thailand**

No.	Name	Pos	Height m/ft in	Weight kg/lbs	Competition Statistics									
					MP	G	6mP	1st	2nd	EX	RC	S	6mPS	
8	KHUNNARONG Rattanon	PL	1.87 / 6'2"	90 / 198	1			1						
9	SOMBUNJIT Anek	PL	1.80 / 5'11"	100 / 220	2	6								
10	CHASITTHIDAMRONGSUK Kittipun	PL	1.80 / 5'11"	85 / 187	2									
13	USUWAN Phairoj	PL	1.82 / 6'0"	80 / 176	2	12	1							
15	SRICHAJ Puwanart	PL	1.94 / 6'4"	140 / 309	2	15	5							
16	SRISONG Chainarong	GK	1.88 / 6'2"	95 / 209	1							8	1	
20	PUANGSALEE Eakchai	GK	1.87 / 6'2"	105 / 231	2							7		
66	KIRIYA Wiriya	PL	1.83 / 6'0"	90 / 198	2	1		1						
77	JANKRA Sirisak	PL	1.86 / 6'1"	80 / 176	2	9								
99	KONGKA Bulakorn	PL	1.82 / 6'0"	85 / 187	2	9	1	1						
Coach.	IAMPHUCHUAI Sanit / KANNARONG Surakhom				Bench/Team									

**IND - India**

No.	Name	Pos	Height m/ft in	Weight kg/lbs	Competition Statistics									
					MP	G	6mP	1st	2nd	EX	RC	S	6mPS	
1	MOHAMMAD HAKIM Mohammad Hakim	GK	1.70 / 5'7"	65 / 143	3	3						5		
2	BOOTARAM SATPAL Bootaram Satpal	LB	1.70 / 5'7"	64 / 141	3	8								
3	DEWAN Rahul	LW	1.76 / 5'9"	58 / 128	3	1								
4	DAVINDER SINGH Davinder Singh	LB	1.80 / 5'11"	77 / 170	3	16	2	1						
5	NAIN Ashok	LB	1.88 / 6'2"	80 / 176	2	8		1						
6	JAGZAP Mangesh Prakash	PL	1.88 / 6'2"	85 / 187	2						1			
7	SONAWANE Abhishek Bhaskarrao	PL	1.77 / 5'10"	72 / 159	3	11	1	1						
8	MUKESH Mukesh	RW	1.70 / 5'7"	70 / 154										
9	SUNIL KUMAR Sunil Kumar	GK	1.84 / 6'0"	81 / 179	2	5		1				3		
Coach.	JUGMINDER Singh / SINDHU Shivaji				Bench/Team									

**Referees**

HONGJUN Cao (CHN)	JIAN Xu (CHN)	NAKADA Minoru (JPN)	VILLA-REAL FRANQUELLI Joanna (PHI)

**Technical Delegate**

### LEGEND

<b>EX</b>	Exclusions	<b>G</b>	Goals	<b>GK</b>	Goalkeeper
<b>LB</b>	Left Back	<b>LW</b>	Left Winger	<b>MP</b>	Matches Played
<b>PL</b>	Player	<b>Pos</b>	Position	<b>RC</b>	Red Cards
<b>RW</b>	Right Winger	<b>1st</b>	1st suspension	<b>2nd</b>	2nd suspension
<b>6mP</b>	6-meter penalty goals	<b>(C)</b>	Captain		



## Start List

Danh sách ra sân

Game No : M-24 / Court No : 1

**QAT - PAK**

**QAT - Qatar**

No.	Name	Pos	Height m/ft in	Weight kg/lbs	Competition Statistics								
					MP	G	6mP	1st	2nd	EX	RC	S	6mPS
1	GARBA Ali	GK	1.75 / 5'9"	75 / 165	3							10	
3	MORGAN Ahmed	PL	1.75 / 5'9"	75 / 165	2			2			1		
4	ABDELHAK Ahmed	PL	1.75 / 5'9"	75 / 165	3	4	1						
6	ZOUAOUI Anis	PL	1.75 / 5'9"	75 / 165	3	20	1						
8	HASSAN Mohamed	PL	1.75 / 5'9"	75 / 165	3	19	1						
9	DENGUIR Amir	PL	1.75 / 5'9"	75 / 165	3	11	1						
24	KENAOUI Sid	PL	1.75 / 5'9"	75 / 165	2			2					
90	KAKHI Hani	PL	1.75 / 5'9"	75 / 165	3	14	1						
Coach.	AL-DOSARI Salem / ALY Khaled				Bench/Team								

**PAK - Pakistan**

No.	Name	Pos	Height m/ft in	Weight kg/lbs	Competition Statistics								
					MP	G	6mP	1st	2nd	EX	RC	S	6mPS
1	ALI Tahir	GK	1.88 / 6'2"	104 / 229	3	5						10	2
3	HUSSAIN Hazrat	PL	1.82 / 6'0"	75 / 165	3	14	1	1					
4	SAEED Asim	PL	1.85 / 6'1"	92 / 203	3	15	1						
5	ULLAH Abid	PL	0.80 / 2'7"	185 / 408	2	3	1						
6	PERVAIZ Muhammad Shahid	PL	1.82 / 6'0"	92 / 203	3	22	3						
7	ALI Asif	GK	1.88 / 6'2"	88 / 194	1			1				1	
8	KHAN Rana Waqar	PL	1.85 / 6'1"	80 / 176	1								
9	YASIN Khawar	PL	1.78 / 5'10"	91 / 201	3	4							
10	ATIF Muhammad Uzair	PL	1.82 / 6'0"	90 / 198	3	4		1			1		
11	HUSSAIN Muzamal	PL	1.86 / 6'1"	85 / 187	2	9	1	1					
Coach.	AHMAD Naseer / IQBAL Javed				Bench/Team								

**Referees**

GHULOOM BAQER Fadhil Ahmed (UAE)	SALEM HASSAN MOHAMMAD Ismail (UAE)	N H H ALENEZI Khalaf (KUW)	SANGSUKEELUX Chatchai (THA)

**Technical Delegate**

<b>LEGEND</b>			
<b>EX</b> Exclusions	<b>G</b> Goals	<b>GK</b> Goalkeeper	
<b>MP</b> Matches Played	<b>PL</b> Player	<b>Pos</b> Position	
<b>RC</b> Red Cards	<b>1st</b> 1st suspension	<b>2nd</b> 2nd suspension	
<b>6mP</b> 6-meter penalty goals	<b>(C)</b> Captain		



## Start List

Danh sách ra sân

Game No : M-2 / Court No : 1

**JPN - HKG**

**JPN - Japan**

No.	Name	Pos	Height m/ft in	Weight kg/lbs	Competition Statistics								
					MP	G	6mP	1st	2nd	EX	RC	S	6mPS
1	NAKANO Yohei	PL	1.71 / 5'7"	65 / 143									
2	TAKAHASHI Koji	PL	1.84 / 6'0"	77 / 170									
3	TAKANO Katsuya	PL	1.87 / 6'2"	73 / 161									
4	TAKARA Yuuki	PL	1.74 / 5'9"	67 / 148									
5	TAGAI Motoki	PL	1.71 / 5'7"	70 / 154									
6	HOSOKAWA Tomoaki	PL	1.74 / 5'9"	64 / 141									
7	ODA Junya	PL	1.85 / 6'1"	78 / 172									
8	OGATA Yuto	PL	1.64 / 5'5"	55 / 121									
9	OKUNO Akihiro	GK	1.78 / 5'10"	72 / 159									
10	HANAMIYA Takumi	PL	1.82 / 6'0"	87 / 192									
Coach.	HYOKAI Masayuki / OKIMOTO Tetsuro				Bench/Team								

**HKG - Hong Kong, China**

No.	Name	Pos	Height m/ft in	Weight kg/lbs	Competition Statistics								
					MP	G	6mP	1st	2nd	EX	RC	S	6mPS
1	CHAN Chun Ho	PL	1.84 / 6'0"	85 / 187									
4	LEUNG Chun Yin	GK	1.74 / 5'9"	75 / 165									
7	YU Ping San	PL	1.76 / 5'9"	75 / 165									
9	YEUNG Kong Kiu	PL	1.76 / 5'9"	78 / 172									
12	LEUNG Huen Ming	PL	1.73 / 5'8"	75 / 165									
14	YIU Tai Wai	PL	1.83 / 6'0"	74 / 163									
16	NG Yin Pak	GK	1.83 / 6'0"	85 / 187									
29	LIN Ming Fai	PL	1.81 / 5'11"	80 / 176									
33	YUEN Hei Yin	PL	1.85 / 6'1"	85 / 187									
40	IP Kwun Hung Eddy	PL	1.82 / 6'0"	82 / 181									
Coach.	HUI Man Pong				Bench/Team								

### Referees

KHLANGDIT Kitisak (THA)	BANDITPIBOON Sompop (THA)	MOHAMED SAEED BINASHOUR Saleh (UAE)	SANGSUKEELUX Chatchai (THA)

### Technical Delegate

<b>LEGEND</b>			
<b>EX</b> Exclusions	<b>G</b> Goals	<b>GK</b> Goalkeeper	
<b>MP</b> Matches Played	<b>PL</b> Player	<b>Pos</b> Position	
<b>RC</b> Red Cards	<b>1st</b> 1st suspension	<b>2nd</b> 2nd suspension	
<b>6mP</b> 6-meter penalty goals	<b>(C)</b> Captain		



## Start List

Danh sách ra sân

Game No : M-4 / Court No : 2

**OMA - SRI**

**OMA - Oman**

No.	Name	Pos	Height m/ft in	Weight kg/lbs	Competition Statistics								
					MP	G	6mP	1st	2nd	EX	RC	S	6mPS
2	AL-HADIDI Ashraf Khamis Mohamed	GK	1.78 / 5'10"	80 / 176									
3	AL-JABRI Hussain Ali Ayil	GK	1.78 / 5'10"	80 / 176									
11	AL DUGHAIISHI Marwan Saaiyid Khamis	PL	1.79 / 5'10"	80 / 176									
17	AL HARTHI Yasir Said Sulaiman	PL	1.75 / 5'9"	80 / 176									
18	AL SULEIMANI Mehdi Salim Mohammed	PL	1.91 / 6'3"	84 / 185									
20	AL HASANI Said Hamed Saud	PL	1.75 / 5'9"	82 / 181									
28	AL AZAN Azan Ali Said	GK	1.65 / 5'5"	75 / 165									
33	AL TAMTAMI Nasr Khamis Halait	PL	1.76 / 5'9"	80 / 176									
77	AL-KASBI Usama Mohammed Said	PL	1.65 / 5'5"	70 / 154									
90	AL HASANI As'ad Said Rashid	PL	1.89 / 6'2"	88 / 194									
Coach.	AL HASANI Hamood Salim Harib / AL WAHABI Yaqoob				Bench/Team								

**SRI - Sri Lanka**

No.	Name	Pos	Height m/ft in	Weight kg/lbs	Competition Statistics								
					MP	G	6mP	1st	2nd	EX	RC	S	6mPS
1	JAYASIRIGE Rusiru Prabath Jayasiri	GK	1.85 / 6'1"	87 / 192	1								
2	GALHENA KANKANAMGE Sanjaya Kumara	GK	1.85 / 6'1"	88 / 194									
3	WEERAKKODI Harsha Prasad de Silva	PL	1.75 / 5'9"	83 / 183									
4	KOSWATHTHA MUHANDIRAM RAL S. S. B.	PL	1.84 / 6'0"	72 / 159									
5	HEWA MALAWIGE Milan Madushan	PL	1.80 / 5'11"	69 / 152									
6	AGAMPODI Chanaru Madushanka	PL	1.78 / 5'10"	80 / 176									
8	HETTIGODAGE Anil Dasantha Hettigoda	PL	1.84 / 6'0"	74 / 163									
9	RATHNAYAKA MUDIYANSELAGE N. P. K.	GK	1.86 / 6'1"	84 / 185									
10	THILAKARATHNA MUDIYANSELA P. K. T.	PL	1.80 / 5'11"	77 / 170									
Coach.	DALPETHADO Francis Gihan / HETTIARACHCHI MUDIYANSELA S. B. S.				Bench/Team								

**Referees**

SAJEDI Abdollah (IRI)	MAHMOUDI Ahmadreza (IRI)	MOHAMED SAEED BINASHOUR Saleh (UAE)	IMRAN Muhammad (PAK)

**Technical Delegate**

<b>LEGEND</b>			
<b>EX</b>	Exclusions	<b>G</b>	Goals
<b>MP</b>	Matches Played	<b>PL</b>	Player
<b>RC</b>	Red Cards	<b>1st</b>	1st suspension
<b>6mP</b>	6-meter penalty goals	<b>(C)</b>	Captain
		<b>GK</b>	Goalkeeper
		<b>Pos</b>	Position
		<b>2nd</b>	2nd suspension





## Start List

Danh sách ra sân

Game No : M-5 / Court No : 1

**VIE - AFG**

**VIE - Vietnam**

No.	Name	Pos	Height m/ft in	Weight kg/lbs	Competition Statistics								
					MP	G	6mP	1st	2nd	EX	RC	S	6mPS
1	DUONG XUAN Thanh	GK	1.75 / 5'9"	75 / 165									
3	KIM XUAN Tien	PL	1.76 / 5'9"	80 / 176									
4	HUYNH Ky	PL	1.75 / 5'9"	75 / 165									
5	HOANG van Tien	PL	1.75 / 5'9"	70 / 154									
6	NGUYEN van Tung	PL	1.73 / 5'8"	76 / 168									
7	HUYNH NAM Tien	PL	1.70 / 5'7"	76 / 168									
8	la van Lon	PL	1.70 / 5'7"	75 / 165									
9	le van Binh	PL	1.73 / 5'8"	65 / 143									
10	NGUYEN van Trong	PL	1.76 / 5'9"	76 / 168									
11	NGUYEN VU Dung	PL	1.76 / 5'9"	78 / 172									
Coach.	DAO QUOC Dung / LUONG THE Dung / TRAN MINH Thang				Bench/Team								

**AFG - Afghanistan**

No.	Name	Pos	Height m/ft in	Weight kg/lbs	Competition Statistics									
					MP	G	6mP	1st	2nd	EX	RC	S	6mPS	
1	SALIMI Mohd Bashir	PL	1.85 / 6'1"	92 / 203										
2	RASOULI Fardin	GK	1.79 / 5'10"	79 / 174										
3	BAHAR Mirwais	PL	1.80 / 5'11"	93 / 205										
4	AFZALI Mohd Bashir	PL	1.85 / 6'1"	98 / 216										
5	NABIZADA Esmatullah	PL	1.75 / 5'9"	86 / 190										
6	AHMADI Habibullah	PL	1.80 / 5'11"	68 / 150										
7	AKBARY Mohammad Zamir	PL	1.85 / 6'1"	70 / 154										
Coach.	RAHIMI Mohd Ebrahim				Bench/Team									

**Referees**

GHULOOM BAQER Fadhil Ahmed (UAE)	SALEM HASSAN MOHAMMAD Ismail (UAE)	N H H ALENEZI Khalaf (KUW)	SANGSUKEELUX Chatchai (THA)

**Technical Delegate**

<b>LEGEND</b>			
<b>EX</b> Exclusions	<b>G</b> Goals	<b>GK</b> Goalkeeper	
<b>MP</b> Matches Played	<b>PL</b> Player	<b>Pos</b> Position	
<b>RC</b> Red Cards	<b>1st</b> 1st suspension	<b>2nd</b> 2nd suspension	
<b>6mP</b> 6-meter penalty goals	<b>(C)</b> Captain		





## Start List

Danh sách ra sân

Game No : M-7 / Court No : 2

**HKG - AFG**

**HKG - Hong Kong, China**

No.	Name	Pos	Height m/ft in	Weight kg/lbs	Competition Statistics									
					MP	G	6mP	1st	2nd	EX	RC	S	6mPS	
1	CHAN Chun Ho	PL	1.84 / 6'0"	85 / 187	1	1	1							
4	LEUNG Chun Yin	GK	1.74 / 5'9"	75 / 165	1							3		
7	YU Ping San	PL	1.76 / 5'9"	75 / 165	1	4	1							
9	YEUNG Kong Kiu	PL	1.76 / 5'9"	78 / 172	1	1								
12	LEUNG Huen Ming	PL	1.73 / 5'8"	75 / 165	1	2	1							
14	YIU Tai Wai	PL	1.83 / 6'0"	74 / 163										
16	NG Yin Pak	GK	1.83 / 6'0"	85 / 187										
29	LIN Ming Fai	PL	1.81 / 5'11"	80 / 176	1	2								
33	YUEN Hei Yin	PL	1.85 / 6'1"	85 / 187	1	4								
40	IP Kwun Hung Eddy	PL	1.82 / 6'0"	82 / 181	1	4								
Coach.	HUI Man Pong				Bench/Team									

**AFG - Afghanistan**

No.	Name	Pos	Height m/ft in	Weight kg/lbs	Competition Statistics									
					MP	G	6mP	1st	2nd	EX	RC	S	6mPS	
1	SALIMI Mohd Bashir	PL	1.85 / 6'1"	92 / 203	1									
2	RASOULI Fardin	GK	1.79 / 5'10"	79 / 174	1	6						6		
3	BAHAR Mirwais	PL	1.80 / 5'11"	93 / 205	1	1								
4	AFZALI Mohd Bashir	PL	1.85 / 6'1"	98 / 216										
5	NABIZADA Esmatullah	PL	1.75 / 5'9"	86 / 190	1	4				1				
6	AHMADI Habibullah	PL	1.80 / 5'11"	68 / 150	1	2								
7	AKBARY Mohammad Zamir	PL	1.85 / 6'1"	70 / 154										
Coach.	RAHIMI Mohd Ebrahim				Bench/Team									

**Referees**

KHLANGDIT Kitisak (THA)	BANDITPIBOON Sompop (THA)	MOHAMED SAEED BINASHOUR Saleh (UAE)	HABIBI Alireza (IRI)

**Technical Delegate**

<b>LEGEND</b>			
<b>EX</b>	Exclusions	<b>G</b>	Goals
<b>MP</b>	Matches Played	<b>PL</b>	Player
<b>RC</b>	Red Cards	<b>1st</b>	1st suspension
<b>6mP</b>	6-meter penalty goals	<b>(C)</b>	Captain
		<b>GK</b>	Goalkeeper
		<b>Pos</b>	Position
		<b>2nd</b>	2nd suspension



## Start List

Danh sách ra sân

Game No : M-8 / Court No : 1

**SRI - VIE**

**SRI - Sri Lanka**

No.	Name	Pos	Height m/ft in	Weight kg/lbs	Competition Statistics									
					MP	G	6mP	1st	2nd	EX	RC	S	6mPS	
1	JAYASIRIGE Rusiru Prabath Jayasiri	GK	1.85 / 6'1"	87 / 192	1									
2	GALHENA KANKANAMGE Sanjaya Kumara	GK	1.85 / 6'1"	88 / 194	1									
3	WEERAKKODI Harsha Prasad de Silva	PL	1.75 / 5'9"	83 / 183	1	7								
4	KOSWATHTHA MUHANDIRAM RAL S. S. B.	PL	1.84 / 6'0"	72 / 159	1	3	1							
5	HEWA MALAWIGE Milan Madushan	PL	1.80 / 5'11"	69 / 152	1									
6	AGAMPODI Chanaru Madushanka	PL	1.78 / 5'10"	80 / 176										
8	HETTIGODAGE Anil Dasantha Hettigoda	PL	1.84 / 6'0"	74 / 163										
9	RATHNAYAKA MUDIYANSELAGE N. P. K.	GK	1.86 / 6'1"	84 / 185										
10	THILAKARATHNA MUDIYANSELA P. K. T.	PL	1.80 / 5'11"	77 / 170	1	4								
Coach.	DALPETHADO Francis Gihan / HETTIARACHCHI MUDIYANSELA S. B. S.				Bench/Team									

**VIE - Vietnam**

No.	Name	Pos	Height m/ft in	Weight kg/lbs	Competition Statistics								
					MP	G	6mP	1st	2nd	EX	RC	S	6mPS
1	DUONG XUAN Thanh	GK	1.75 / 5'9"	75 / 165	1							5	1
3	KIM XUAN Tien	PL	1.76 / 5'9"	80 / 176	1	7							
4	HUYNH Ky	PL	1.75 / 5'9"	75 / 165	1								
5	HOANG van Tien	PL	1.75 / 5'9"	70 / 154	1	6							
6	NGUYEN van Tung	PL	1.73 / 5'8"	76 / 168	1				1				
7	HUYNH NAM Tien	PL	1.70 / 5'7"	76 / 168	1	5							
8	la van Lon	PL	1.70 / 5'7"	75 / 165	1	2							
9	le van Binh	PL	1.73 / 5'8"	65 / 143	1	1							
10	NGUYEN van Trong	PL	1.76 / 5'9"	76 / 168	1	7							
11	NGUYEN VU Dung	PL	1.76 / 5'9"	78 / 172	1			1					
Coach.	DAO QUOC Dung / LUONG THE Dung / TRAN MINH Thang				Bench/Team								

**Referees**

TANJI Naser (SYR)	AYDI SYR Yehia (SYR)	MOHAMED SAEED BINASHOUR Saleh (UAE)	IMRAN Muhammad (PAK)

**Technical Delegate**

<b>LEGEND</b>			
<b>EX</b>	Exclusions	<b>G</b>	Goals
<b>MP</b>	Matches Played	<b>PL</b>	Player
<b>RC</b>	Red Cards	<b>1st</b>	1st suspension
<b>6mP</b>	6-meter penalty goals	<b>(C)</b>	Captain
		<b>GK</b>	Goalkeeper
		<b>Pos</b>	Position
		<b>2nd</b>	2nd suspension



## Start List

Danh sách ra sân

Game No : M-10 / Court No : 1

**OMA - JPN**

**OMA - Oman**

No.	Name	Pos	Height m/ft in	Weight kg/lbs	Competition Statistics								
					MP	G	6mP	1st	2nd	EX	RC	S	6mPS
2	AL-HADIDI Ashraf Khamis Mohamed	PL	1.78 / 5'10"	80 / 176	1	3							
3	AL-JABRI Hussain Ali Ayil (C)	GK	1.78 / 5'10"	80 / 176	1						1		
11	AL DUGHAIISHI Marwan Saaiyid Khamis	PL	1.79 / 5'10"	80 / 176	1	1							
17	AL HARTHI Yasir Said Sulaiman	PL	1.75 / 5'9"	80 / 176	1								
18	AL SULEIMANI Mehdi Salim Mohammed	PL	1.91 / 6'3"	84 / 185	1								
20	AL HASANI Said Hamed Saud	PL	1.75 / 5'9"	82 / 181	1	1							
28	AL AZAN Azan Ali Said	GK	1.65 / 5'5"	75 / 165	1								
33	AL TAMTAMI Nasr Khamis Halait	PL	1.76 / 5'9"	80 / 176	1	8							
77	AL-KASBI Usama Mohammed Said	PL	1.65 / 5'5"	70 / 154	1	4							
90	AL HASANI As'ad Said Rashid	PL	1.89 / 6'2"	88 / 194	1	4	1						
Coach.	AL HASANI Hamood Salim Harib / AL WAHABI Yaqoob				Bench/Team								

**JPN - Japan**

No.	Name	Pos	Height m/ft in	Weight kg/lbs	Competition Statistics									
					MP	G	6mP	1st	2nd	EX	RC	S	6mPS	
1	NAKANO Yohei	PL	1.71 / 5'7"	65 / 143	1	1								
2	TAKAHASHI Koji	PL	1.84 / 6'0"	77 / 170	1	1								
3	TAKANO Katsuya	PL	1.87 / 6'2"	73 / 161										
4	TAKARA Yuuki	PL	1.74 / 5'9"	67 / 148	1	4								
5	TAGAI Motoki	PL	1.71 / 5'7"	70 / 154	1	1	1							
6	HOSOKAWA Tomoaki	PL	1.74 / 5'9"	64 / 141	1	6	1	1			1			
7	ODA Junya (C)	PL	1.85 / 6'1"	78 / 172	1			1						
8	OGATA Yuto	PL	1.64 / 5'5"	55 / 121	1	3	1							
9	OKUNO Akihiro	GK	1.78 / 5'10"	72 / 159	1	1						5	1	
10	HANAMIYA Takumi	PL	1.82 / 6'0"	87 / 192										
Coach.	HYOKAI Masayuki / OKIMOTO Tetsuro				Bench/Team									

**Referees**

MOHAMMED S H AL-HAIL Khalid (QAT)	AL-YAZEEDI Ali (QAT)	TAWAKOLI Dawud (IRI)	SANGSUKEELUX Chatchai (THA)

**Technical Delegate**

### LEGEND

<b>EX</b>	Exclusions	<b>G</b>	Goals	<b>GK</b>	Goalkeeper
<b>MP</b>	Matches Played	<b>PL</b>	Player	<b>Pos</b>	Position
<b>RC</b>	Red Cards	<b>1st</b>	1st suspension	<b>2nd</b>	2nd suspension
<b>6mP</b>	6-meter penalty goals	<b>(C)</b>	Captain		



## Start List

Danh sách ra sân

Game No : M-11 / Court No : 1

**JPN - SRI**

**JPN - Japan**

No.	Name	Pos	Height m/ft in	Weight kg/lbs	Competition Statistics									
					MP	G	6mP	1st	2nd	EX	RC	S	6mPS	
1	NAKANO Yohei	PL	1.71 / 5'7"	65 / 143	1	1								
2	TAKAHASHI Koji	PL	1.84 / 6'0"	77 / 170	2	2								
3	TAKANO Katsuya	PL	1.87 / 6'2"	73 / 161										
4	TAKARA Yuuki	PL	1.74 / 5'9"	67 / 148	2	7								
5	TAGAI Motoki	PL	1.71 / 5'7"	70 / 154	2	3	1							
6	HOSOKAWA Tomoaki	PL	1.74 / 5'9"	64 / 141	2	11	1	1			1			
7	ODA Junya (C)	PL	1.85 / 6'1"	78 / 172	1			1						
8	OGATA Yuto	PL	1.64 / 5'5"	55 / 121	2	3	1							
9	OKUNO Akihiro	GK	1.78 / 5'10"	72 / 159	2	1						7	1	
10	HANAMIYA Takumi	PL	1.82 / 6'0"	87 / 192										
Coach. HYOKAI Masayuki / OKIMOTO Tetsuro					Bench/Team									

**SRI - Sri Lanka**

No.	Name	Pos	Height m/ft in	Weight kg/lbs	Competition Statistics								
					MP	G	6mP	1st	2nd	EX	RC	S	6mPS
1	JAYASIRIGE Rusiru Prabath Jayasiri	GK	1.85 / 6'1"	87 / 192	2	1							
2	GALHENA KANKANAMGE Sanjaya Kumara (C)	GK	1.85 / 6'1"	88 / 194	2	1						4	
3	WEERAKKODI Harsha Prasad de Silva	PL	1.75 / 5'9"	83 / 183	2	15							
4	KOSWATHTHA MUHANDIRAM RAL S. S. B.	PL	1.84 / 6'0"	72 / 159	2	9	1						
5	HEWA MALAWIGE Milan Madushan	PL	1.80 / 5'11"	69 / 152	2								
6	AGAMPODI Chanaru Madushanka	PL	1.78 / 5'10"	80 / 176	1	1							
8	HETTIGODAGE Anil Dasantha Hettigoda	PL	1.84 / 6'0"	74 / 163	1	1							
9	RATHNAYAKA MUDIYANSELAGE N. P. K.	GK	1.86 / 6'1"	84 / 185	1	1						2	
10	THILAKARATHNA MUDIYANSELA P. K. T.	PL	1.80 / 5'11"	77 / 170	2	4							
12	DRABATH Madushanka	PL											
Coach.	DALPETHADO Francis Gihan / HETTIARACHCHI MUDIYANSELA S. B. S.				Bench/Team								

### Referees

MOHAMMED S H AL-HAIL Khalid (QAT)	AL-YAZEEDI Ali (QAT)	N H H ALENEZI Khalaf (KUW)	IMRAN Muhammad (PAK)

### Technical Delegate

<b>LEGEND</b>			
<b>EX</b>	Exclusions	<b>G</b>	Goals
<b>MP</b>	Matches Played	<b>PL</b>	Player
<b>RC</b>	Red Cards	<b>1st</b>	1st suspension
<b>6mP</b>	6-meter penalty goals	<b>(C)</b>	Captain
		<b>GK</b>	Goalkeeper
		<b>Pos</b>	Position
		<b>2nd</b>	2nd suspension



## Start List

Danh sách ra sân

Game No : M-13 / Court No : 2

**AFG - OMA**

**AFG - Afghanistan**

No.	Name	Pos	Height m/ft in	Weight kg/lbs	Competition Statistics								
					MP	G	6mP	1st	2nd	EX	RC	S	6mPS
1	SALIMI Mohd Bashir	PL	1.85 / 6'1"	92 / 203	2	1							
2	RASOULI Fardin	GK	1.79 / 5'10"	79 / 174	2	9					7		
3	BAHAR Mirwais	PL	1.80 / 5'11"	93 / 205	2	2							
4	AFZALI Mohd Bashir	PL	1.85 / 6'1"	98 / 216	1	2		1					
5	NABIZADA Esmatullah	PL	1.75 / 5'9"	86 / 190	2	8				1			
6	AHMADI Habibullah	PL	1.80 / 5'11"	68 / 150	2	5							
7	AKBARY Mohammad Zamir	PL	1.85 / 6'1"	70 / 154									
Coach.	RAHIMI Mohd Ebrahim				Bench/Team								

**OMA - Oman**

No.	Name	Pos	Height m/ft in	Weight kg/lbs	Competition Statistics									
					MP	G	6mP	1st	2nd	EX	RC	S	6mPS	
2	AL-HADIDI Ashraf Khamis Mohamed	PL	1.78 / 5'10"	80 / 176	1	3								
3	AL-JABRI Hussain Ali Ayil	GK	1.78 / 5'10"	80 / 176	2							10	2	
11	AL DUGHAIISHI Marwan Saaiyid Khamis	PL	1.79 / 5'10"	80 / 176	2	4								
17	AL HARTHI Yasir Said Sulaiman	PL	1.75 / 5'9"	80 / 176	1									
18	AL SULEIMANI Mehdi Salim Mohammed	PL	1.91 / 6'3"	84 / 185	2			1			1			
20	AL HASANI Said Hamed Saud	PL	1.75 / 5'9"	82 / 181	2	10		1						
28	AL AZAN Azan Ali Said	GK	1.65 / 5'5"	75 / 165	1									
33	AL TAMTAMI Nasr Khamis Halait	PL	1.76 / 5'9"	80 / 176	2	16								
77	AL-KASBI Usama Mohammed Said	PL	1.65 / 5'5"	70 / 154	2	5								
90	AL HASANI As'ad Said Rashid	PL	1.89 / 6'2"	88 / 194	2	9	1							
Coach.	AL HASANI Hamood Salim Harib / AL WAHABI Yaqoob				Bench/Team									

**Referees**

HONGJUN Cao (CHN)	JIAN Xu (CHN)	TAWAKOLI Dawud (IRI)	HABIBI Alireza (IRI)

**Technical Delegate**

LEGEND			
<b>EX</b>	Exclusions	<b>G</b>	Goals
<b>MP</b>	Matches Played	<b>PL</b>	Player
<b>RC</b>	Red Cards	<b>1st</b>	1st suspension
<b>6mP</b>	6-meter penalty goals	<b>(C)</b>	Captain
		<b>GK</b>	Goalkeeper
		<b>Pos</b>	Position
		<b>2nd</b>	2nd suspension



## Start List

Danh sách ra sân

Game No : M-15 / Court No : 1

**VIE - HKG**

**VIE - Vietnam**

No.	Name	Pos	Height m/ft in	Weight kg/lbs	Competition Statistics									
					MP	G	6mP	1st	2nd	EX	RC	S	6mPS	
1	DUONG XUAN Thanh	GK	1.75 / 5'9"	75 / 165	2							18	1	
3	KIM XUAN Tien	PL	1.76 / 5'9"	80 / 176	2	10								
4	HUYNH Ky	PL	1.75 / 5'9"	75 / 165	1									
5	HOANG van Tien	PL	1.75 / 5'9"	70 / 154	2	7		1						
6	NGUYEN van Tung	PL	1.73 / 5'8"	76 / 168	1				1					
7	HUYNH NAM Tien	PL	1.70 / 5'7"	76 / 168	2	8	1							
8	la van Lon	PL	1.70 / 5'7"	75 / 165	2	8								
9	le van Binh (C)	PL	1.73 / 5'8"	65 / 143	2	5								
10	NGUYEN van Trong	PL	1.76 / 5'9"	76 / 168	2	14								
11	NGUYEN VU Dung	PL	1.76 / 5'9"	78 / 172	2	1		1						
Coach.	DAO QUOC Dung / LUONG THE Dung / TRAN MINH Thang				Bench/Team									

**HKG - Hong Kong, China**

No.	Name	Pos	Height m/ft in	Weight kg/lbs	Competition Statistics									
					MP	G	6mP	1st	2nd	EX	RC	S	6mPS	
1	CHAN Chun Ho	PL	1.84 / 6'0"	85 / 187	2	2	1	1						
4	LEUNG Chun Yin	GK	1.74 / 5'9"	75 / 165	2	4						5		
7	YU Ping San (C)	PL	1.76 / 5'9"	75 / 165	2	5	1							
9	YEUNG Kong Kiu	PL	1.76 / 5'9"	78 / 172	1	1								
12	LEUNG Huen Ming	PL	1.73 / 5'8"	75 / 165	2	4	1							
14	YIU Tai Wai	PL	1.83 / 6'0"	74 / 163	1	1								
16	NG Yin Pak	GK	1.83 / 6'0"	85 / 187										
29	LIN Ming Fai	PL	1.81 / 5'11"	80 / 176	2	7								
33	YUEN Hei Yin	PL	1.85 / 6'1"	85 / 187	2	7								
40	IP Kwun Hung Eddy	PL	1.82 / 6'0"	82 / 181	2	9								
Coach.	HUI Man Pong				Bench/Team									

### Referees

GHULOOM BAQER Fadhil Ahmed (UAE)	SALEM HASSAN MOHAMMAD Ismail (UAE)	N H H ALENEZI Khalaf (KUW)	SANGSUKEELUX Chatchai (THA)

### Technical Delegate

### LEGEND

<b>EX</b>	Exclusions	<b>G</b>	Goals	<b>GK</b>	Goalkeeper
<b>MP</b>	Matches Played	<b>PL</b>	Player	<b>Pos</b>	Position
<b>RC</b>	Red Cards	<b>1st</b>	1st suspension	<b>2nd</b>	2nd suspension
<b>6mP</b>	6-meter penalty goals	<b>(C)</b>	Captain		



## Start List

Danh sách ra sân

Game No : M-17 / Court No : 1

**HKG - OMA**

**HKG - Hong Kong, China**

No.	Name	Pos	Height m/ft in	Weight kg/lbs	Competition Statistics									
					MP	G	6mP	1st	2nd	EX	RC	S	6mPS	
1	CHAN Chun Ho	PL	1.84 / 6'0"	85 / 187	3	4	3	1						
4	LEUNG Chun Yin	GK	1.74 / 5'9"	75 / 165	3	4			1			7		
7	YU Ping San	PL	1.76 / 5'9"	75 / 165	3	7	1	1						
9	YEUNG Kong Kiu	PL	1.76 / 5'9"	78 / 172	1	1								
12	LEUNG Huen Ming	PL	1.73 / 5'8"	75 / 165	3	6	1							
14	YIU Tai Wai	PL	1.83 / 6'0"	74 / 163	2	3								
16	NG Yin Pak	GK	1.83 / 6'0"	85 / 187	1									
29	LIN Ming Fai	PL	1.81 / 5'11"	80 / 176	3	10		1						
33	YUEN Hei Yin	PL	1.85 / 6'1"	85 / 187	3	10								
40	IP Kwun Hung Eddy	PL	1.82 / 6'0"	82 / 181	3	13								
Coach.	HUI Man Pong				Bench/Team									

**OMA - Oman**

No.	Name	Pos	Height m/ft in	Weight kg/lbs	Competition Statistics									
					MP	G	6mP	1st	2nd	EX	RC	S	6mPS	
2	AL-HADIDI Ashraf Khamis Mohamed	PL	1.78 / 5'10"	80 / 176	2	7								
3	AL-JABRI Hussain Ali Ayil	GK	1.78 / 5'10"	80 / 176	3	1						18	2	
11	AL DUGHAIISHI Marwan Saaiyid Khamis	PL	1.79 / 5'10"	80 / 176	3	7								
17	AL HARTHI Yasir Said Sulaiman	PL	1.75 / 5'9"	80 / 176	2	1								
18	AL SULEIMANI Mehdi Salim Mohammed	PL	1.91 / 6'3"	84 / 185	2			1			1			
20	AL HASANI Said Hamed Saud	PL	1.75 / 5'9"	82 / 181	3	15		1						
28	AL AZAN Azan Ali Said	GK	1.65 / 5'5"	75 / 165	2	3						1		
33	AL TAMTAMI Nasr Khamis Halait	PL	1.76 / 5'9"	80 / 176	3	23								
77	AL-KASBI Usama Mohammed Said	PL	1.65 / 5'5"	70 / 154	3	10	2							
90	AL HASANI As'ad Said Rashid	PL	1.89 / 6'2"	88 / 194	3	10	1							
Coach.	AL HASANI Hamood Salim Harib / AL WAHABI Yaqoob				Bench/Team									

### Referees

SAJEDI Abdollah (IRI)	MAHMOUDI Ahmadreza (IRI)	N H H ALENEZI Khalaf (KUW)	HABIBI Alireza (IRI)

### Technical Delegate

LEGEND			
<b>EX</b>	Exclusions	<b>G</b>	Goals
<b>MP</b>	Matches Played	<b>PL</b>	Player
<b>RC</b>	Red Cards	<b>1st</b>	1st suspension
<b>6mP</b>	6-meter penalty goals	<b>(C)</b>	Captain
		<b>GK</b>	Goalkeeper
		<b>Pos</b>	Position
		<b>2nd</b>	2nd suspension





## Start List

Danh sách ra sân

Game No : M-18 / Court No : 2

**SRI - AFG**

**SRI - Sri Lanka**

No.	Name	Pos	Height m/ft in	Weight kg/lbs	Competition Statistics								
					MP	G	6mP	1st	2nd	EX	RC	S	6mPS
1	JAYASIRIGE Rusiru Prabath Jayasiri	GK	1.85 / 6'1"	87 / 192	3	1							
2	GALHENA KANKANAMGE Sanjaya Kumara	GK	1.85 / 6'1"	88 / 194	3	3						11	1
4	KOSWATHTHA MUHANDIRAM RAL S. S. B.	PL	1.84 / 6'0"	72 / 159	3	16	3	1					
5	HEWA MALAWIGE Milan Madushan	PL	1.80 / 5'11"	69 / 152	2								
6	AGAMPODI Chanaru Madushanka	PL	1.78 / 5'10"	80 / 176	1	1							
8	HETTIGODAGE Anil Dasantha Hettigoda	PL	1.84 / 6'0"	74 / 163	2	2							
9	RATHNAYAKA MUDIYANSELA N. P. K.	GK	1.86 / 6'1"	84 / 185	1	1							2
10	THILAKARATHNA MUDIYANSELA P. K. T.	PL	1.80 / 5'11"	77 / 170	2	4							
12	DRABATH Madushanka	PL			1	3		1					
Coach.	DALPETHADO Francis Gihan / HETTIARACHCHI MUDIYANSELA S. B. S.				Bench/Team								

**AFG - Afghanistan**

No.	Name	Pos	Height m/ft in	Weight kg/lbs	Competition Statistics								
					MP	G	6mP	1st	2nd	EX	RC	S	6mPS
1	SALIMI Mohd Bashir	PL	1.85 / 6'1"	92 / 203	2	1							
2	RASOULI Fardin	GK	1.79 / 5'10"	79 / 174	3	11	1	1				12	
3	BAHAR Mirwais	PL	1.80 / 5'11"	93 / 205	3	7							
4	AFZALI Mohd Bashir	PL	1.85 / 6'1"	98 / 216	2	2		1					
5	NABIZADA Esmatullah	PL	1.75 / 5'9"	86 / 190	3	9				1			
6	AHMADI Habibullah	PL	1.80 / 5'11"	68 / 150	3	7							
7	AKBARY Mohammad Zamir	PL	1.85 / 6'1"	70 / 154	1	2		1					
Coach.	RAHIMI Mohd Ebrahim				Bench/Team								

**Referees**

KHLANGDIT Kitisak (THA)	BANDITPIBOON Sompop (THA)	NAKADA Minoru (JPN)	IMRAN Muhammad (PAK)

**Technical Delegate**

<b>LEGEND</b>			
<b>EX</b>	Exclusions	<b>G</b>	Goals
<b>MP</b>	Matches Played	<b>PL</b>	Player
<b>RC</b>	Red Cards	<b>1st</b>	1st suspension
<b>6mP</b>	6-meter penalty goals	<b>(C)</b>	Captain
		<b>GK</b>	Goalkeeper
		<b>Pos</b>	Position
		<b>2nd</b>	2nd suspension





## Start List

Danh sách ra sân

Game No : M-20 / Court No : 1

**JPN - VIE**

**JPN - Japan**

No.	Name	Pos	Height m/ft in	Weight kg/lbs	Competition Statistics									
					MP	G	6mP	1st	2nd	EX	RC	S	6mPS	
1	NAKANO Yohei	PL	1.71 / 5'7"	65 / 143	2	4								
2	TAKAHASHI Koji	PL	1.84 / 6'0"	77 / 170	3	3								
3	TAKANO Katsuya	PL	1.87 / 6'2"	73 / 161	1									
4	TAKARA Yuuki	PL	1.74 / 5'9"	67 / 148	3	11	2							
5	TAGAI Motoki	PL	1.71 / 5'7"	70 / 154	3	4	2							
6	HOSOKAWA Tomoaki	PL	1.74 / 5'9"	64 / 141	3	15	1	1			1			
7	ODA Junya	PL	1.85 / 6'1"	78 / 172	2			2						
8	OGATA Yuto	PL	1.64 / 5'5"	55 / 121	3	7	1							
9	OKUNO Akihiro	GK	1.78 / 5'10"	72 / 159	3	1						10	1	
10	HANAMIYA Takumi	PL	1.82 / 6'0"	87 / 192										
Coach.	HYOKAI Masayuki / OKIMOTO Tetsuro				Bench/Team									

**VIE - Vietnam**

No.	Name	Pos	Height m/ft in	Weight kg/lbs	Competition Statistics								
					MP	G	6mP	1st	2nd	EX	RC	S	6mPS
1	DUONG XUAN Thanh	GK	1.75 / 5'9"	75 / 165	3							25	1
3	KIM XUAN Tien	PL	1.76 / 5'9"	80 / 176	3	13							
4	HUYNH Ky	PL	1.75 / 5'9"	75 / 165	1								
5	HOANG van Tien	PL	1.75 / 5'9"	70 / 154	3	10		1					
6	NGUYEN van Tung	PL	1.73 / 5'8"	76 / 168	1				1				
7	HUYNH NAM Tien	PL	1.70 / 5'7"	76 / 168	3	13	2	1					
8	la van Lon	PL	1.70 / 5'7"	75 / 165	3	15							
9	le van Binh	PL	1.73 / 5'8"	65 / 143	3	10							
10	NGUYEN van Trong	PL	1.76 / 5'9"	76 / 168	3	16							
11	NGUYEN VU Dung	PL	1.76 / 5'9"	78 / 172	2	1		1					
Coach.	DAO QUOC Dung / LUONG THE Dung / TRAN MINH Thang				Bench/Team								

**Referees**

MOHAMMED S H AL-HAIL Khalid (QAT)	AL-YAZEEDI Ali (QAT)	SAMHA Zuhir (SYR)	HABIBI Alireza (IRI)

**Technical Delegate**

### LEGEND

<b>EX</b>	Exclusions	<b>G</b>	Goals	<b>GK</b>	Goalkeeper
<b>MP</b>	Matches Played	<b>PL</b>	Player	<b>Pos</b>	Position
<b>RC</b>	Red Cards	<b>1st</b>	1st suspension	<b>2nd</b>	2nd suspension
<b>6mP</b>	6-meter penalty goals	<b>(C)</b>	Captain		



## Start List

Danh sách ra sân

Game No : M-21 / Court No : 2

**AFG - JPN**

**AFG - Afghanistan**

No.	Name	Pos	Height m/ft in	Weight kg/lbs	Competition Statistics								
					MP	G	6mP	1st	2nd	EX	RC	S	6mPS
1	SALIMI Mohd Bashir	PL	1.85 / 6'1"	92 / 203	3	2							
2	RASOULI Fardin	GK	1.79 / 5'10"	79 / 174	4	14	1	1			16		
3	BAHAR Mirwais	PL	1.80 / 5'11"	93 / 205	4	13							
4	AFZALI Mohd Bashir	PL	1.85 / 6'1"	98 / 216	3	3		1					
5	NABIZADA Esmatullah	PL	1.75 / 5'9"	86 / 190	4	13		1		1			
6	AHMADI Habibullah	PL	1.80 / 5'11"	68 / 150	4	10		1					
7	AKBARY Mohammad Zamir	PL	1.85 / 6'1"	70 / 154	1	2		1					
Coach.	RAHIMI Mohd Ebrahim				Bench/Team								

**JPN - Japan**

No.	Name	Pos	Height m/ft in	Weight kg/lbs	Competition Statistics									
					MP	G	6mP	1st	2nd	EX	RC	S	6mPS	
1	NAKANO Yohei	PL	1.71 / 5'7"	65 / 143	3	7								
2	TAKAHASHI Koji	PL	1.84 / 6'0"	77 / 170	4	6	1							
3	TAKANO Katsuya	PL	1.87 / 6'2"	73 / 161	2			1						
4	TAKARA Yuuki	PL	1.74 / 5'9"	67 / 148	4	21	5							
5	TAGAI Motoki	PL	1.71 / 5'7"	70 / 154	4	5	3							
6	HOSOKAWA Tomoaki	PL	1.74 / 5'9"	64 / 141	4	20	2	1			1			
7	ODA Junya	PL	1.85 / 6'1"	78 / 172	2			2						
8	OGATA Yuto	PL	1.64 / 5'5"	55 / 121	4	10	1							
9	OKUNO Akihiro	GK	1.78 / 5'10"	72 / 159	4	2						20	3	
10	HANAMIYA Takumi	PL	1.82 / 6'0"	87 / 192										
Coach.	HYOKAI Masayuki / OKIMOTO Tetsuro				Bench/Team									

**Referees**

TANJI Naser (SYR)	AYDI SYR Yehia (SYR)	SAMHA Zuhir (SYR)	IMRAN Muhammad (PAK)

**Technical Delegate**

LEGEND			
<b>EX</b>	Exclusions	<b>G</b>	Goals
<b>MP</b>	Matches Played	<b>PL</b>	Player
<b>RC</b>	Red Cards	<b>1st</b>	1st suspension
<b>6mP</b>	6-meter penalty goals	<b>(C)</b>	Captain
		<b>GK</b>	Goalkeeper
		<b>Pos</b>	Position
		<b>2nd</b>	2nd suspension



## Start List

Danh sách ra sân

Game No : M-23 / Court No : 2

**HKG - SRI**

HKG - Hong Kong, China

No.	Name	Pos	Height m/ft in	Weight kg/lbs	Competition Statistics									
					MP	G	6mP	1st	2nd	EX	RC	S	6mPS	
1	CHAN Chun Ho	PL	1.84 / 6'0"	85 / 187	4	4	3	2						
4	LEUNG Chun Yin	GK	1.74 / 5'9"	75 / 165	4	7			1			8		
7	YU Ping San	PL	1.76 / 5'9"	75 / 165	4	8	1	1						
9	YEUNG Kong Kiu	PL	1.76 / 5'9"	78 / 172	2	1								
12	LEUNG Huen Ming	PL	1.73 / 5'8"	75 / 165	4	7	1							
14	YIU Tai Wai	PL	1.83 / 6'0"	74 / 163	3	6								
16	NG Yin Pak	GK	1.83 / 6'0"	85 / 187	2									
29	LIN Ming Fai	PL	1.81 / 5'11"	80 / 176	4	11		1						
33	YUEN Hei Yin	PL	1.85 / 6'1"	85 / 187	4	10								
40	IP Kwun Hung Eddy	PL	1.82 / 6'0"	82 / 181	4	14								
Coach.	HUI Man Pong				Bench/Team									

**SRI - Sri Lanka**

No.	Name	Pos	Height m/ft in	Weight kg/lbs	Competition Statistics									
					MP	G	6mP	1st	2nd	EX	RC	S	6mPS	
1	JAYASIRIGE Rusiru Prabath Jayasiri	GK	1.85 / 6'1"	87 / 192	4	1						1		
2	GALHENA KANKANAMGE Sanjaya Kumara	GK	1.85 / 6'1"	88 / 194	4	6						14	1	
3	WEERAKKODI Harsha Prasad de Silva	PL	1.75 / 5'9"	83 / 183	3	19					1			
4	KOSWATHTHA MUHANDIRAM RAL S. S. B.	PL	1.84 / 6'0"	72 / 159	4	23	3	1		1				
5	HEWA MALAWIGE Milan Madushan	PL	1.80 / 5'11"	69 / 152	2									
6	AGAMPODI Chanaru Madushanka	PL	1.78 / 5'10"	80 / 176	2	1		1						
8	HETTIGODAGE Anil Dasantha Hettigoda	PL	1.84 / 6'0"	74 / 163	3	4								
9	RATHNAYAKA MUDIYANSELAGE N. P. K.	GK	1.86 / 6'1"	84 / 185	2	5						4		
10	THILAKARATHNA MUDIYANSELA P. K. T.	PL	1.80 / 5'11"	77 / 170	2	4								
12	DRABATH Madushanka	PL			2	7		1						
Coach.	DALPETHADO Francis Gihan / HETTIARACHCHI MUDIYANSELA S. B. S.				Bench/Team									

### Referees

KHLANGDIT Kitisak (THA)	BANDITPIBOON Sompop (THA)	NAKADA Minoru (JPN)	IMRAN Muhammad (PAK)

### Technical Delegate

LEGEND			
<b>EX</b>	Exclusions	<b>G</b>	Goals
<b>MP</b>	Matches Played	<b>PL</b>	Player
<b>RC</b>	Red Cards	<b>1st</b>	1st suspension
<b>6mP</b>	6-meter penalty goals	<b>(C)</b>	Captain
		<b>GK</b>	Goalkeeper
		<b>Pos</b>	Position
		<b>2nd</b>	2nd suspension



## Start List

Danh sách ra sân

Game No : M-25 / Court No : 1

**VIE - OMA**

**VIE - Vietnam**

No.	Name	Pos	Height m/ft in	Weight kg/lbs	Competition Statistics								
					MP	G	6mP	1st	2nd	EX	RC	S	6mPS
1	DUONG XUAN Thanh	GK	1.75 / 5'9"	75 / 165	4							38	1
3	KIM XUAN Tien	PL	1.76 / 5'9"	80 / 176	4	16	1	1					
4	HUYNH Ky	PL	1.75 / 5'9"	75 / 165	1								
5	HOANG van Tien	PL	1.75 / 5'9"	70 / 154	4	14		1					
6	NGUYEN van Tung	PL	1.73 / 5'8"	76 / 168	1				1				
7	HUYNH NAM Tien	PL	1.70 / 5'7"	76 / 168	4	18	3	1					
8	la van Lon	PL	1.70 / 5'7"	75 / 165	4	17	1						
9	le van Binh	PL	1.73 / 5'8"	65 / 143	4	13							
10	NGUYEN van Trong	PL	1.76 / 5'9"	76 / 168	4	23		1					
11	NGUYEN VU Dung	PL	1.76 / 5'9"	78 / 172	3	2	1	1					
Coach.	DAO QUOC Dung / LUONG THE Dung / TRAN MINH Thang				Bench/Team								

**OMA - Oman**

No.	Name	Pos	Height m/ft in	Weight kg/lbs	Competition Statistics								
					MP	G	6mP	1st	2nd	EX	RC	S	6mPS
2	AL-HADIDI Ashraf Khamis Mohamed	PL	1.78 / 5'10"	80 / 176	3	8							
3	AL-JABRI Hussain Ali Ayil	GK	1.78 / 5'10"	80 / 176	4	3						22	2
11	AL DUGHAIISHI Marwan Saaiyid Khamis	PL	1.79 / 5'10"	80 / 176	4	9							
17	AL HARTHI Yasir Said Sulaiman	PL	1.75 / 5'9"	80 / 176	3	2							
18	AL SULEIMANI Mehdi Salim Mohammed	PL	1.91 / 6'3"	84 / 185	2			1			1		
20	AL HASANI Said Hamed Saud	PL	1.75 / 5'9"	82 / 181	4	17		1					
28	AL AZAN Azan Ali Said	GK	1.65 / 5'5"	75 / 165	2	3						1	
33	AL TAMTAMI Nasr Khamis Halait	PL	1.76 / 5'9"	80 / 176	4	27							
77	AL-KASBI Usama Mohammed Said	PL	1.65 / 5'5"	70 / 154	4	11	3						
90	AL HASANI As'ad Said Rashid	PL	1.89 / 6'2"	88 / 194	4	21	1						
Coach.	AL HASANI Hamood Salim Harib / AL WAHABI Yaqoob				Bench/Team								

**Referees**

SAJEDI Abdollah (IRI)	MAHMOUDI Ahmadreza (IRI)	MOHAMED SAEED BINASHOUR Saleh (UAE)	HABIBI Alireza (IRI)

**Technical Delegate**

<b>LEGEND</b>			
<b>EX</b>	Exclusions	<b>G</b>	Goals
<b>MP</b>	Matches Played	<b>PL</b>	Player
<b>RC</b>	Red Cards	<b>1st</b>	1st suspension
<b>6mP</b>	6-meter penalty goals	<b>(C)</b>	Captain
		<b>GK</b>	Goalkeeper
		<b>Pos</b>	Position
		<b>2nd</b>	2nd suspension



## Start List

Danh sách ra sân

Game No : W-24 / Court No : 1

**VIE - CHN**

**VIE - Vietnam**

No.	Name	Pos	Height m/ft in	Weight kg/lbs	Competition Statistics									
					MP	G	6mP	1st	2nd	EX	RC	S	6mPS	
1	NGUYEN THANH Huyen	GK	1.55 / 5'1"	52 / 115	4							40	4	
2	LU NGOC Trinh	PL	1.58 / 5'2"	55 / 121	4	11								
4	CHAU NGOC THUY Dung	PL	1.69 / 5'7"	58 / 128	2	1								
5	le THI THANH Phung	PL	1.56 / 5'1"	52 / 115	4	19								
6	NGUYEN KIM Oanh	PL	1.58 / 5'2"	55 / 121	4	5	4	3	2		1			
7	HA THI Hanh	PL	1.64 / 5'5"	50 / 110	4	10	1							
8	DAM THI THANH Huyen	PL	1.72 / 5'8"	57 / 126	4	21	7							
9	NGUYEN THI KIM Thu	PL	1.65 / 5'5"	55 / 121	4	15	1							
12	TRAN THI Sen	GK	1.70 / 5'7"	62 / 137	1	1								
18	NGUYEN THI TRA My	PL	1.66 / 5'5"	59 / 130	2			1						
Coach.	HUYNH MINH Ngon / PHAM DUC Vuong / PHAM THANH Nghi				Bench/Team									

**CHN - China, People's Republic of**

No.	Name	Pos	Height m/ft in	Weight kg/lbs	Competition Statistics									
					MP	G	6mP	1st	2nd	EX	RC	S	6mPS	
1	SI Yan	GK	1.83 / 6'0"	68 / 150	4	2						17		
6	SHEN Ping	PL	1.82 / 6'0"	77 / 170	3			2	1					
7	HAN Xinru	PL	1.70 / 5'7"	60 / 132	4	11	1	1						
8	ZHANG Tianjie	PL	1.86 / 6'1"	78 / 172	4	17	2							
9	du Jijuan	PL	1.78 / 5'10"	65 / 143	4	26	8	1						
14	DONG Dandi	PL	1.67 / 5'6"	57 / 126	4	3	1							
17	ZHOU Ting	PL	1.83 / 6'0"	69 / 152	3	22	1	1						
20	LI Yao	PL	1.74 / 5'9"	62 / 137	4	16								
22	LIU Zhiyue	PL	1.76 / 5'9"	70 / 154	3	4	1							
23	AN Xin	GK	1.70 / 5'7"	55 / 121	2	2						14	1	
Coach.	CHENG Qiao / LI Changhai				Bench/Team									

### Referees

MOHAMMED S H AL-HAIL Khalid (QAT)	AL-YAZEEDI Ali (QAT)	TAWAKOLI Dawud (IRI)	N H H ALENEZI Khalaf (KUW)

### Technical Delegate

LEGEND			
<b>EX</b>	Exclusions	<b>G</b>	Goals
<b>MP</b>	Matches Played	<b>PL</b>	Player
<b>RC</b>	Red Cards	<b>1st</b>	1st suspension
<b>6mP</b>	6-meter penalty goals	<b>(C)</b>	Captain
		<b>GK</b>	Goalkeeper
		<b>Pos</b>	Position
		<b>2nd</b>	2nd suspension



## Start List

Danh sách ra sân

Game No : W-23 / Court No : 1

**THA - TPE**

**THA - Thailand**

No.	Name	Pos	Height m/ft in	Weight kg/lbs	Competition Statistics								
					MP	G	6mP	1st	2nd	EX	RC	S	6mPS
1	THONGKOT Pakakan	GK	1.69 / 5'7"	58 / 128	4							37	2
2	BUNJARERN Pawinee	PL	1.62 / 5'4"	50 / 110	4	13	1						
4	SILA Vanpen	PL	1.72 / 5'8"	71 / 157	3	19	8						
7	SURASON Viyada	PL	1.62 / 5'4"	51 / 112	4	14	2	1					
8	SUKJAN Supharat	PL	1.62 / 5'4"	50 / 110	4	18	1						
9	MANMAI Punpana	PL	1.65 / 5'5"	53 / 117	2	3		1					
10	SRITHAMMA Kwanruedi	PL	1.69 / 5'7"	80 / 176	3	1		1					
11	WONGNARA Orrathai	PL	1.64 / 5'5"	62 / 137	4	21	1						
12	JANJIT Kawinthida	GK	1.66 / 5'5"	58 / 128	3	2						12	1
14	CHALACHAI Pompiroon	PL	1.69 / 5'7"	55 / 121	4	10		2					
Coach.	ANANUAH Jaraen / WANNAPHAN van				Bench/Team								

**TPE - Chinese Taipei**

No.	Name	Pos	Height m/ft in	Weight kg/lbs	Competition Statistics								
					MP	G	6mP	1st	2nd	EX	RC	S	6mPS
6	HUANG Wei-Jung	GK	1.70 / 5'7"	65 / 143	3	5						26	1
7	SHIH Wei-Ju	PL	1.71 / 5'7"	70 / 154	3	12							
8	CHEN Szu-Yu	PL	1.58 / 5'2"	53 / 117	3	1							
10	CHENG Tzu-Ping	PL	1.62 / 5'4"	53 / 117	2	10	1	1					
13	WANG Yu-Fen	PL	1.65 / 5'5"	62 / 137	3	4	1	1					
14	CHENG Ya-Fang	PL	1.60 / 5'3"	50 / 110	3	2							
15	CHU Chiu-En	PL	1.71 / 5'7"	60 / 132	3	5		1					
17	CHEN Te-Jung	PL	1.73 / 5'8"	68 / 150	3	2	2						
20	CHIEN Chen-Chen	PL	1.60 / 5'3"	62 / 137	3	12							
30	TSAI Tzu-Hsuan	PL	1.64 / 5'5"	59 / 130	3	23	2	1					
Coach.	CHANG Jung-Hsien / LU Chun-Yu				Bench/Team								

### Referees

KASSEM Moukachar (LIB)	MOHAMAD ZIAD Mansour (LIB)	SAMHA Zuhir (SYR)	VILLA-REAL FRANQUELLI Joanna (PHI)

### Technical Delegate

<b>LEGEND</b>			
<b>EX</b>	Exclusions	<b>G</b>	Goals
<b>MP</b>	Matches Played	<b>PL</b>	Player
<b>RC</b>	Red Cards	<b>1st</b>	1st suspension
<b>6mP</b>	6-meter penalty goals	<b>(C)</b>	Captain
		<b>GK</b>	Goalkeeper
		<b>Pos</b>	Position
		<b>2nd</b>	2nd suspension



## Start List

Danh sách ra sân

Game No : W-20 / Court No : 2

**JOR - HKG**

**JOR - Jordan**

No.	Name	Pos	Height m/ft in	Weight kg/lbs	Competition Statistics								
					MP	G	6mP	1st	2nd	EX	RC	S	6mPS
1	OBEIDAT Ayah (M.W) Majed	GK	1.70 / 5'7"	58 / 128	2								
3	AL RAWASHDEH Nahed Methqal Ali	PL	1.62 / 5'4"	65 / 143	2								
5	NASER Roa'a Ahmad Zohdi	PL	1.70 / 5'7"	70 / 154	2								
8	KHDEIR Layla Mazen Adel	PL	1.75 / 5'9"	64 / 141	2								
9	ALASH Hanadi Ziad (Mohammad Ali	PL	1.50 / 4'11"	53 / 117	2								
10	SALAMEH Lubna Mahmoud Mohammad	PL	1.68 / 5'6"	78 / 172	2								
11	OBEIDAT Fallak Ali Mefleh	PL	1.60 / 5'3"	60 / 132									
12	ABEDA Leema Nabeel Omar	PL	1.74 / 5'9"	64 / 141									
15	ABUALNIL Reem Saeed Mohammad	PL	1.78 / 5'10"	53 / 117									
19	AL HALABEIH Sara Tariq Mohammad	PL	1.78 / 5'10"	85 / 187	2								
Coach.	ABU ASYA Muwafaq Fateh Allah Ahmad				Bench/Team								

**HKG - Hong Kong, China**

No.	Name	Pos	Height m/ft in	Weight kg/lbs	Competition Statistics								
					MP	G	6mP	1st	2nd	EX	RC	S	6mPS
1	TO Yuen Pik	GK	1.70 / 5'7"	64 / 141									
2	YIP Nga Man	PL	1.67 / 5'6"	54 / 119									
4	SUM Ming Yee	PL	1.75 / 5'9"	60 / 132									
9	CHAN Kam Ling	PL	1.70 / 5'7"	63 / 139									
13	CHUNG Ka Yu	GK	1.70 / 5'7"	58 / 128									
16	TSANG Ching Man	PL	1.68 / 5'6"	63 / 139									
17	CHOW Pui Yee	PL	1.70 / 5'7"	65 / 143									
25	LAM Tsz Yan	PL	1.65 / 5'5"	62 / 137									
31	LAM Wai Yu	PL	1.61 / 5'3"	54 / 119									
71	WONG Yee Ting	PL	1.62 / 5'4"	62 / 137									
Coach.	TAM Chun Ying				Bench/Team								

### Referees

TANJI Naser (SYR)	AYDI SYR Yehia (SYR)	N H H ALENEZI Khalaf (KUW)	IMRAN Muhammad (PAK)

### Technical Delegate

<b>LEGEND</b>			
<b>EX</b> Exclusions	<b>G</b> Goals	<b>GK</b> Goalkeeper	
<b>MP</b> Matches Played	<b>PL</b> Player	<b>Pos</b> Position	
<b>RC</b> Red Cards	<b>1st</b> 1st suspension	<b>2nd</b> 2nd suspension	
<b>6mP</b> 6-meter penalty goals	<b>(C)</b> Captain		





## Start List

Danh sách ra sân

Game No : W-19 / Court No : 2

**IND - JPN**

**IND - India**

No.	Name	Pos	Height m/ft in	Weight kg/lbs	Competition Statistics								
					MP	G	6mP	1st	2nd	EX	RC	S	6mPS
1	JYOTI Jyoti	GK	1.49 / 4'11"	48 / 106									
2	SONIKA Sonika	CB											
3	NEGI Varuni	CB	1.65 / 5'5"	59 / 130									
4	DARSHAN Darshan	LB	1.65 / 5'5"	60 / 132									
5	SANJEETA Sanjeeta	RW	1.57 / 5'2"	58 / 128									
6	PRACHI Prachi	LW	1.67 / 5'6"	52 / 115									
7	KUMARI Khushbu	LB	1.64 / 5'5"	53 / 117									
8	SONIA Sonia	GK	1.63 / 5'4"	54 / 119									
9	SAH Rupa	PL	1.57 / 5'2"	65 / 143									
10	HEMA Hema	PL	1.60 / 5'3"	58 / 128									
Coach. -- Radha Rani / SINDHU Shivaji					Bench/Team								

**JPN - Japan**

No.	Name	Pos	Height m/ft in	Weight kg/lbs	Competition Statistics								
					MP	G	6mP	1st	2nd	EX	RC	S	6mPS
1	NAKAYA Kaori	PL	1.69 / 5'7"	64 / 141									
2	ODA Mai	PL	1.59 / 5'3"	52 / 115									
3	KUTSUKAKE Erina	PL	1.63 / 5'4"	57 / 126									
4	TANIKAWA Shoko	PL	1.69 / 5'7"	63 / 139									
5	TABATA Runa	PL	1.60 / 5'3"	52 / 115									
6	SANADA Midori	PL	1.59 / 5'3"	58 / 128									
7	OGASAWARA Azusa	GK	1.75 / 5'9"	65 / 143									
8	SHIBATA Mao	PL	1.61 / 5'3"	55 / 121									
9	FUKUZAWA Ayaka	GK	1.60 / 5'3"	57 / 126									
10	KATSUDA Saaya	PL	1.53 / 5'0"	51 / 112									
Coach.	OHARA Yasunori / YAMAMOTO Saki				Bench/Team								

**Referees**

HONGJUN Cao (CHN)	JIAN Xu (CHN)	TAWAKOLI Dawud (IRI)	SANGSUKEELUX Chatchai (THA)

**Technical Delegate**

### LEGEND

<b>CB</b> Center Back	<b>EX</b> Exclusions	<b>G</b> Goals
<b>GK</b> Goalkeeper	<b>LB</b> Left Back	<b>LW</b> Left Winger
<b>MP</b> Matches Played	<b>PL</b> Player	<b>Pos</b> Position
<b>RC</b> Red Cards	<b>RW</b> Right Winger	<b>1st</b> 1st suspension
<b>2nd</b> 2nd suspension	<b>6mP</b> 6-meter penalty goals	<b>(C)</b> Captain





## Start List

Danh sách ra sân

Game No : W-21 / Court No : 1

**VIE - THA**

**VIE - Vietnam**

No.	Name	Pos	Height m/ft in	Weight kg/lbs	Competition Statistics									
					MP	G	6mP	1st	2nd	EX	RC	S	6mPS	
1	NGUYEN THANH Huyen	GK	1.55 / 5'1"	52 / 115	3							28	3	
2	LU NGOC Trinh	PL	1.58 / 5'2"	55 / 121	3	8								
4	CHAU NGOC THUY Dung	PL	1.69 / 5'7"	58 / 128	1									
5	le THI THANH Phung	PL	1.56 / 5'1"	52 / 115	3	11								
6	NGUYEN KIM Oanh	PL	1.58 / 5'2"	55 / 121	3	5	4	2	1					
7	HA THI Hanh	PL	1.64 / 5'5"	50 / 110	3	8	1							
8	DAM THI THANH Huyen	PL	1.72 / 5'8"	57 / 126	3	19	6							
9	NGUYEN THI KIM Thu	PL	1.65 / 5'5"	55 / 121	3	12	1							
12	TRAN THI Sen	GK	1.70 / 5'7"	62 / 137										
18	NGUYEN THI TRA My	PL	1.66 / 5'5"	59 / 130	1									
Coach.	HUYNH MINH Ngon / PHAM DUC Vuong / PHAM THANH Nghi				Bench/Team									

**THA - Thailand**

No.	Name	Pos	Height m/ft in	Weight kg/lbs	Competition Statistics									
					MP	G	6mP	1st	2nd	EX	RC	S	6mPS	
1	THONGKOT Pakakan	GK	1.69 / 5'7"	58 / 128	4							25	2	
2	BUNJARERN Pawinee	PL	1.62 / 5'4"	50 / 110	4	10	1							
4	SILA Vanpen	PL	1.72 / 5'8"	71 / 157	3	12	4							
7	SURASON Viyada	PL	1.62 / 5'4"	51 / 112	4	14	2	1						
8	SUKJAN Supharat	PL	1.62 / 5'4"	50 / 110	4	14	1							
9	MANMAI Punpana	PL	1.65 / 5'5"	53 / 117	2	3								
10	SRITHAMMA Kwanruedi	PL	1.69 / 5'7"	80 / 176	3	1		1						
11	WONGNARA Orrathai	PL	1.64 / 5'5"	62 / 137	4	18	1							
12	JANJIT Kawinthida	GK	1.66 / 5'5"	58 / 128	3	2						12	1	
14	CHALACHAI Pompiroon	PL	1.69 / 5'7"	55 / 121	4	9		1						
Coach.	ANANUAH Jaraen / WANNAPHAN van				Bench/Team									

**Referees**

GHULOOM BAQER Fadhil Ahmed (UAE)	SALEM HASSAN MOHAMMAD Ismail (UAE)	N H H ALENEZI Khalaf (KUW)	SAMHA Zuhir (SYR)

**Technical Delegate**

### LEGEND

<b>EX</b>	Exclusions	<b>G</b>	Goals	<b>GK</b>	Goalkeeper
<b>MP</b>	Matches Played	<b>PL</b>	Player	<b>Pos</b>	Position
<b>RC</b>	Red Cards	<b>1st</b>	1st suspension	<b>2nd</b>	2nd suspension
<b>6mP</b>	6-meter penalty goals	<b>(C)</b>	Captain		



## Start List

Danh sách ra sân

Game No : W-22 / Court No : 1

**CHN - TPE**

**CHN - China, People's Republic of**

No.	Name	Pos	Height m/ft in	Weight kg/lbs	Competition Statistics									
					MP	G	6mP	1st	2nd	EX	RC	S	6mPS	
1	SI Yan	GK	1.83 / 6'0"	68 / 150	4	2						6		
6	SHEN Ping	PL	1.82 / 6'0"	77 / 170	3			1						
7	HAN Xinru	PL	1.70 / 5'7"	60 / 132	4	11	1							
8	ZHANG Tianjie	PL	1.86 / 6'1"	78 / 172	4	10	2							
9	du Jijuan	PL	1.78 / 5'10"	65 / 143	4	20	5							
14	DONG Dandi	PL	1.67 / 5'6"	57 / 126	3	3	1							
17	ZHOU Ting	PL	1.83 / 6'0"	69 / 152	3	13	1	1						
20	LI Yao	PL	1.74 / 5'9"	62 / 137	4	14								
22	LIU Zhiyue	PL	1.76 / 5'9"	70 / 154	2	4	1							
23	AN Xin	GK	1.70 / 5'7"	55 / 121	1	2						5		
Coach.	CHENG Qiao / LI Changhai				Bench/Team									

**TPE - Chinese Taipei**

No.	Name	Pos	Height m/ft in	Weight kg/lbs	Competition Statistics									
					MP	G	6mP	1st	2nd	EX	RC	S	6mPS	
6	HUANG Wei-Jung	GK	1.70 / 5'7"	65 / 143	3	5						15	1	
7	SHIH Wei-Ju	PL	1.71 / 5'7"	70 / 154	3	11								
8	CHEN Szu-Yu	PL	1.58 / 5'2"	53 / 117	3	1								
10	CHENG Tzu-Ping	PL	1.62 / 5'4"	53 / 117	2	8	1	1						
13	WANG Yu-Fen	PL	1.65 / 5'5"	62 / 137	3	3								
14	CHENG Ya-Fang	PL	1.60 / 5'3"	50 / 110	2	1								
15	CHU Chiu-En	PL	1.71 / 5'7"	60 / 132	2	5								
17	CHEN Te-Jung	PL	1.73 / 5'8"	68 / 150	2	2	2							
20	CHIEN Chen-Chen	PL	1.60 / 5'3"	62 / 137	3	10								
30	TSAI Tzu-Hsuan	PL	1.64 / 5'5"	59 / 130	3	12	1	1						
Coach.	CHANG Jung-Hsien / LU Chun-Yu				Bench/Team									

**Referees**

KASSEM Moukachar (LIB)	MOHAMAD ZIAD Mansour (LIB)	TAWAKOLI Dawud (IRI)	NAKADA Minoru (JPN)

**Technical Delegate**

<b>LEGEND</b>			
<b>EX</b>	Exclusions	<b>G</b>	Goals
<b>MP</b>	Matches Played	<b>PL</b>	Player
<b>RC</b>	Red Cards	<b>1st</b>	1st suspension
<b>6mP</b>	6-meter penalty goals	<b>(C)</b>	Captain
		<b>GK</b>	Goalkeeper
		<b>Pos</b>	Position
		<b>2nd</b>	2nd suspension



## Start List

Danh sách ra sân

Game No : W-17 / Court No : 2

**JOR - IND**

**JOR - Jordan**

No.	Name	Pos	Height m/ft in	Weight kg/lbs	Competition Statistics								
					MP	G	6mP	1st	2nd	EX	RC	S	6mPS
1	OBEIDAT Ayah (M.W) Majed	GK	1.70 / 5'7"	58 / 128	2								
3	AL RAWASHDEH Nahed Methqal Ali	PL	1.62 / 5'4"	65 / 143	2								
5	NASER Roa'a Ahmad Zohdi	PL	1.70 / 5'7"	70 / 154	2								
8	KHDEIR Layla Mazen Adel	PL	1.75 / 5'9"	64 / 141	2								
9	ALASH Hanadi Ziad (Mohammad Ali	PL	1.50 / 4'11"	53 / 117	2								
10	SALAMEH Lubna Mahmoud Mohammad	PL	1.68 / 5'6"	78 / 172	2								
11	OBEIDAT Fallak Ali Mefleh	PL	1.60 / 5'3"	60 / 132									
12	ABEDA Leema Nabeel Omar	PL	1.74 / 5'9"	64 / 141									
15	ABUALNIL Reem Saeed Mohammad	PL	1.78 / 5'10"	53 / 117									
19	AL HALABEIH Sara Tariq Mohammad	PL	1.78 / 5'10"	85 / 187	2								
Coach.	ABU ASYA Muwafaq Fateh Allah Ahmad				Bench/Team								

**IND - India**

No.	Name	Pos	Height m/ft in	Weight kg/lbs	Competition Statistics								
					MP	G	6mP	1st	2nd	EX	RC	S	6mPS
1	JYOTI Jyoti	GK	1.49 / 4'11"	48 / 106									
2	SONIKA Sonika	CB											
3	NEGI Varuni	CB	1.65 / 5'5"	59 / 130									
4	DARSHAN Darshan	LB	1.65 / 5'5"	60 / 132									
5	SANJEETA Sanjeeta	RW	1.57 / 5'2"	58 / 128									
6	PRACHI Prachi	LW	1.67 / 5'6"	52 / 115									
7	KUMARI Khushbu	LB	1.64 / 5'5"	53 / 117									
8	SONIA Sonia	GK	1.63 / 5'4"	54 / 119									
9	SAH Rupa	PL	1.57 / 5'2"	65 / 143									
10	HEMA Hema	PL	1.60 / 5'3"	58 / 128									
Coach.	-- Radha Rani / SINDHU Shivaji				Bench/Team								

**Referees**

**Technical Delegate**

HONGJUN Cao (CHN)	JIAN Xu (CHN)	NAKADA Minoru (JPN)	ALJABRI Issa (OMA)

### LEGEND

<b>CB</b> Center Back	<b>EX</b> Exclusions	<b>G</b> Goals
<b>GK</b> Goalkeeper	<b>LB</b> Left Back	<b>LW</b> Left Winger
<b>MP</b> Matches Played	<b>PL</b> Player	<b>Pos</b> Position
<b>RC</b> Red Cards	<b>RW</b> Right Winger	<b>1st</b> 1st suspension
<b>2nd</b> 2nd suspension	<b>6mP</b> 6-meter penalty goals	<b>(C)</b> Captain



## Start List

Danh sách ra sân

Game No : W-18 / Court No : 2

**JPN - HKG**

**JPN - Japan**

No.	Name	Pos	Height m/ft in	Weight kg/lbs	Competition Statistics									
					MP	G	6mP	1st	2nd	EX	RC	S	6mPS	
1	NAKAYA Kaori	PL	1.69 / 5'7"	64 / 141										
2	ODA Mai	PL	1.59 / 5'3"	52 / 115										
3	KUTSUKAKE Erina	PL	1.63 / 5'4"	57 / 126										
4	TANIKAWA Shoko	PL	1.69 / 5'7"	63 / 139										
5	TABATA Runa	PL	1.60 / 5'3"	52 / 115										
6	SANADA Midori	PL	1.59 / 5'3"	58 / 128										
7	OGASAWARA Azusa	GK	1.75 / 5'9"	65 / 143										
8	SHIBATA Mao	PL	1.61 / 5'3"	55 / 121										
9	FUKUZAWA Ayaka	GK	1.60 / 5'3"	57 / 126										
10	KATSUDA Saaya	PL	1.53 / 5'0"	51 / 112										
Coach.	OHARA Yasunori / YAMAMOTO Saki				Bench/Team									

**HKG - Hong Kong, China**

No.	Name	Pos	Height m/ft in	Weight kg/lbs	Competition Statistics								
					MP	G	6mP	1st	2nd	EX	RC	S	6mPS
1	TO Yuen Pik	GK	1.70 / 5'7"	64 / 141									
2	YIP Nga Man	PL	1.67 / 5'6"	54 / 119									
4	SUM Ming Yee	PL	1.75 / 5'9"	60 / 132									
9	CHAN Kam Ling	PL	1.70 / 5'7"	63 / 139									
13	CHUNG Ka Yu	GK	1.70 / 5'7"	58 / 128									
16	TSANG Ching Man	PL	1.68 / 5'6"	63 / 139									
17	CHOW Pui Yee	PL	1.70 / 5'7"	65 / 143									
25	LAM Tsz Yan	PL	1.65 / 5'5"	62 / 137									
31	LAM Wai Yu	PL	1.61 / 5'3"	54 / 119									
71	WONG Yee Ting	PL	1.62 / 5'4"	62 / 137									
Coach.	TAM Chun Ying				Bench/Team								

### Referees

SAJEDI Abdollah (IRI)	MAHMOUDI Ahmadreza (IRI)	SAMHA Zuhir (SYR)	VILLA-REAL FRANQUELLI Joanna (PHI)

### Technical Delegate

<b>LEGEND</b>			
<b>EX</b> Exclusions	<b>G</b> Goals	<b>GK</b> Goalkeeper	
<b>MP</b> Matches Played	<b>PL</b> Player	<b>Pos</b> Position	
<b>RC</b> Red Cards	<b>1st</b> 1st suspension	<b>2nd</b> 2nd suspension	
<b>6mP</b> 6-meter penalty goals	<b>(C)</b> Captain		



## Start List

Danh sách ra sân

Game No : W-3 / Court No : 1

**JOR - TPE**

**JOR - Jordan**

No.	Name	Pos	Height m/ft in	Weight kg/lbs	Competition Statistics								
					MP	G	6mP	1st	2nd	EX	RC	S	6mPS
1	OBEIDAT Ayah (M.W) Majed	GK	1.70 / 5'7"	58 / 128	1								
3	AL RAWASHDEH Nahed Methqal Ali	PL	1.62 / 5'4"	65 / 143	1								
5	NASER Roa'a Ahmad Zohdi	PL	1.70 / 5'7"	70 / 154	1								
8	KHDEIR Layla Mazen Adel	PL	1.75 / 5'9"	64 / 141	1								
9	ALASH Hanadi Ziad (Mohammad Ali	PL	1.50 / 4'11"	53 / 117	1								
10	SALAMEH Lubna Mahmoud Mohammad	PL	1.68 / 5'6"	78 / 172	1								
11	OBEIDAT Fallak Ali Mefleh	PL	1.60 / 5'3"	60 / 132									
12	ABEDA Leema Nabeel Omar	PL	1.74 / 5'9"	64 / 141									
15	ABUALNIL Reem Saeed Mohammad	PL	1.78 / 5'10"	53 / 117									
19	AL HALABEIH Sara Tariq Mohammad	PL	1.78 / 5'10"	85 / 187	1								
Coach.	ABU ASYA Muwafaq Fateh Allah Ahmad				Bench/Team								

**TPE - Chinese Taipei**

No.	Name	Pos	Height m/ft in	Weight kg/lbs	Competition Statistics								
					MP	G	6mP	1st	2nd	EX	RC	S	6mPS
6	HUANG Wei-Jung	GK	1.70 / 5'7"	65 / 143	1								
7	SHIH Wei-Ju	PL	1.71 / 5'7"	70 / 154	1								
8	CHEN Szu-Yu	PL	1.58 / 5'2"	53 / 117	1								
10	CHENG Tzu-Ping	PL	1.62 / 5'4"	53 / 117									
13	WANG Yu-Fen	PL	1.65 / 5'5"	62 / 137									
14	CHENG Ya-Fang	PL	1.60 / 5'3"	50 / 110									
15	CHU Chiu-En	PL	1.71 / 5'7"	60 / 132	1								
17	CHEN Te-Jung	PL	1.73 / 5'8"	68 / 150									
20	CHIEN Chen-Chen	PL	1.60 / 5'3"	62 / 137	1								
30	TSAI Tzu-Hsuan	PL	1.64 / 5'5"	59 / 130	1								
Coach.	CHANG Jung-Hsien / LU Chun-Yu				Bench/Team								

**Referees**

**Technical Delegate**

AL-YAZEEDI Ali (QAT)	MOHAMMED S H AL-HAIL Khalid (QAT)	N H H ALENEZI Khalaf (KUW)	HABIBI Alireza (IRI)

### LEGEND

<b>EX</b>	Exclusions	<b>G</b>	Goals	<b>GK</b>	Goalkeeper
<b>MP</b>	Matches Played	<b>PL</b>	Player	<b>Pos</b>	Position
<b>RC</b>	Red Cards	<b>1st</b>	1st suspension	<b>2nd</b>	2nd suspension
<b>6mP</b>	6-meter penalty goals	<b>(C)</b>	Captain		



## Start List

Danh sách ra sân

Game No : W-4 / Court No : 1

**HKG - TPE**

**HKG - Hong Kong, China**

No.	Name	Pos	Height m/ft in	Weight kg/lbs	Competition Statistics								
					MP	G	6mP	1st	2nd	EX	RC	S	6mPS
1	TO Yuen Pik	GK	1.70 / 5'7"	64 / 141									
2	YIP Nga Man	PL	1.67 / 5'6"	54 / 119									
4	SUM Ming Yee	PL	1.75 / 5'9"	60 / 132									
9	CHAN Kam Ling	PL	1.70 / 5'7"	63 / 139									
13	CHUNG Ka Yu	GK	1.70 / 5'7"	58 / 128									
16	TSANG Ching Man	PL	1.68 / 5'6"	63 / 139									
17	CHOW Pui Yee	PL	1.70 / 5'7"	65 / 143									
25	LAM Tsz Yan	PL	1.65 / 5'5"	62 / 137									
31	LAM Wai Yu	PL	1.61 / 5'3"	54 / 119									
71	WONG Yee Ting	PL	1.62 / 5'4"	62 / 137									
Coach.	TAM Chun Ying				Bench/Team								

**TPE - Chinese Taipei**

No.	Name	Pos	Height m/ft in	Weight kg/lbs	Competition Statistics								
					MP	G	6mP	1st	2nd	EX	RC	S	6mPS
6	HUANG Wei-Jung	GK	1.70 / 5'7"	65 / 143	1	5						4	
7	SHIH Wei-Ju	PL	1.71 / 5'7"	70 / 154	1	5							
8	CHEN Szu-Yu	PL	1.58 / 5'2"	53 / 117	1	1							
10	CHENG Tzu-Ping	PL	1.62 / 5'4"	53 / 117									
13	WANG Yu-Fen	PL	1.65 / 5'5"	62 / 137	1	1							
14	CHENG Ya-Fang	PL	1.60 / 5'3"	50 / 110	1								
15	CHU Chiu-En	PL	1.71 / 5'7"	60 / 132	1	4							
17	CHEN Te-Jung	PL	1.73 / 5'8"	68 / 150	1	1	1						
20	CHIEN Chen-Chen	PL	1.60 / 5'3"	62 / 137	1	2							
30	TSAI Tzu-Hsuan	PL	1.64 / 5'5"	59 / 130	1	1							
Coach.	CHANG Jung-Hsien / LU Chun-Yu				Bench/Team								

### Referees

SAJEDI Abdollah (IRI)	MAHMOUDI Ahmadreza (IRI)	N H H ALENEZI Khalaf (KUW)	SANGSUKEELUX Chatchai (THA)

### Technical Delegate

<b>LEGEND</b>			
<b>EX</b>	Exclusions	<b>G</b>	Goals
<b>MP</b>	Matches Played	<b>PL</b>	Player
<b>RC</b>	Red Cards	<b>1st</b>	1st suspension
<b>6mP</b>	6-meter penalty goals	<b>(C)</b>	Captain
		<b>GK</b>	Goalkeeper
		<b>Pos</b>	Position
		<b>2nd</b>	2nd suspension



## Start List

Danh sách ra sân

Game No : W-7 / Court No : 1

**JOR - VIE**

**JOR - Jordan**

No.	Name	Pos	Height m/ft in	Weight kg/lbs	Competition Statistics								
					MP	G	6mP	1st	2nd	EX	RC	S	6mPS
1	OBEIDAT Ayah (M.W) Majed	GK	1.70 / 5'7"	58 / 128	1							4	1
3	AL RAWASHDEH Nahed Methqal Ali	PL	1.62 / 5'4"	65 / 143	1	4							
5	NASER Roa'a Ahmad Zohdi	PL	1.70 / 5'7"	70 / 154	1	2							
8	KHDEIR Layla Mazen Adel	PL	1.75 / 5'9"	64 / 141	1	1							
9	ALASH Hanadi Ziad (Mohammad Ali (C)	PL	1.50 / 4'11"	53 / 117	1	3		1					
10	SALAMEH Lubna Mahmoud Mohammad	PL	1.68 / 5'6"	78 / 172	1	1							
11	OBEIDAT Fallak Ali Mefleh	PL	1.60 / 5'3"	60 / 132	1	1							
12	ABEDA Leema Nabeel Omar	PL	1.74 / 5'9"	64 / 141									
15	ABUALNIL Reem Saeed Mohammad	PL	1.78 / 5'10"	53 / 117									
19	AL HALABEIH Sara Tariq Mohammad	PL	1.78 / 5'10"	85 / 187	1								
Coach.	ABU ASYA Muwafaq Fateh Allah Ahmad				Bench/Team								

**VIE - Vietnam**

No.	Name	Pos	Height m/ft in	Weight kg/lbs	Competition Statistics								
					MP	G	6mP	1st	2nd	EX	RC	S	6mPS
1	NGUYEN THANH Huyen	GK	1.55 / 5'1"	52 / 115									
2	LU NGOC Trinh	PL	1.58 / 5'2"	55 / 121									
4	CHAU NGOC THUY Dung	PL	1.69 / 5'7"	58 / 128									
5	le THI THANH Phung	PL	1.56 / 5'1"	52 / 115									
6	NGUYEN KIM Oanh	PL	1.58 / 5'2"	55 / 121									
7	HA THI Hanh (C)	PL	1.64 / 5'5"	50 / 110									
8	DAM THI THANH Huyen	PL	1.72 / 5'8"	57 / 126									
9	NGUYEN THI KIM Thu	PL	1.65 / 5'5"	55 / 121									
12	TRAN THI Sen	GK	1.70 / 5'7"	62 / 137									
18	NGUYEN THI TRA My	PL	1.66 / 5'5"	59 / 130									
Coach.	HUYNH MINH Ngon / PHAM DUC Vuong / PHAM THANH Nghi				Bench/Team								

**Referees**

HONGJUN Cao (CHN)	JIAN Xu (CHN)	SAMHA Zuhir (SYR)	ALJABRI Issa (OMA)

**Technical Delegate**

<b>LEGEND</b>			
<b>EX</b>	Exclusions	<b>G</b>	Goals
<b>MP</b>	Matches Played	<b>PL</b>	Player
<b>RC</b>	Red Cards	<b>1st</b>	1st suspension
<b>6mP</b>	6-meter penalty goals	<b>(C)</b>	Captain
		<b>GK</b>	Goalkeeper
		<b>Pos</b>	Position
		<b>2nd</b>	2nd suspension





## Start List

Danh sách ra sân

Game No : W-9 / Court No : 1

**JOR - HKG**

**JOR - Jordan**

No.	Name	Pos	Height m/ft in	Weight kg/lbs	Competition Statistics								
					MP	G	6mP	1st	2nd	EX	RC	S	6mPS
1	OBEIDAT Ayah (M.W) Majed	GK	1.70 / 5'7"	58 / 128	2							11	1
3	AL RAWASHDEH Nahed Methqal Ali	PL	1.62 / 5'4"	65 / 143	2	5							
5	NASER Roa'a Ahmad Zohdi	PL	1.70 / 5'7"	70 / 154	2	9		1					
8	KHDEIR Layla Mazen Adel	PL	1.75 / 5'9"	64 / 141	2	1							
9	ALASH Hanadi Ziad (Mohammad Ali	PL	1.50 / 4'11"	53 / 117	2	4		1					
10	SALAMEH Lubna Mahmoud Mohammad	PL	1.68 / 5'6"	78 / 172	2	1		1					
11	OBEIDAT Fallak Ali Mefleh	PL	1.60 / 5'3"	60 / 132	2	4							
12	ABEDA Leema Nabeel Omar	PL	1.74 / 5'9"	64 / 141									
15	ABUALNIL Reem Saeed Mohammad	PL	1.78 / 5'10"	53 / 117	1								
19	AL HALABEIH Sara Tariq Mohammad	PL	1.78 / 5'10"	85 / 187	2								
Coach.	ABU ASYA Muwafaq Fateh Allah Ahmad				Bench/Team								

**HKG - Hong Kong, China**

No.	Name	Pos	Height m/ft in	Weight kg/lbs	Competition Statistics									
					MP	G	6mP	1st	2nd	EX	RC	S	6mPS	
1	TO Yuen Pik	GK	1.70 / 5'7"	64 / 141	1									
2	YIP Nga Man	PL	1.67 / 5'6"	54 / 119	1	5						3	1	
4	SUM Ming Yee	PL	1.75 / 5'9"	60 / 132	1	2								
9	CHAN Kam Ling	PL	1.70 / 5'7"	63 / 139	1	4								
13	CHUNG Ka Yu	GK	1.70 / 5'7"	58 / 128	1									
16	TSANG Ching Man (C)	PL	1.68 / 5'6"	63 / 139	1	3	2							
17	CHOW Pui Yee	PL	1.70 / 5'7"	65 / 143	1			1						
25	LAM Tsz Yan	PL	1.65 / 5'5"	62 / 137	1	2								
31	LAM Wai Yu	PL	1.61 / 5'3"	54 / 119	1	2								
71	WONG Yee Ting	PL	1.62 / 5'4"	62 / 137	1	1								
Coach.	TAM Chun Ying				Bench/Team									

### Referees

KHLANGDIT Kitisak (THA)	BANDITPIBOON Sompop (THA)	TAWAKOLI Dawud (IRI)	SAMHA Zuhir (SYR)

### Technical Delegate

<b>LEGEND</b>			
<b>EX</b> Exclusions	<b>G</b> Goals	<b>GK</b> Goalkeeper	
<b>MP</b> Matches Played	<b>PL</b> Player	<b>Pos</b> Position	
<b>RC</b> Red Cards	<b>1st</b> 1st suspension	<b>2nd</b> 2nd suspension	
<b>6mP</b> 6-meter penalty goals	<b>(C)</b> Captain		





## Start List

Danh sách ra sân

Game No : W-13 / Court No : 1

**HKG - VIE**

**HKG - Hong Kong, China**

No.	Name	Pos	Height m/ft in	Weight kg/lbs	Competition Statistics									
					MP	G	6mP	1st	2nd	EX	RC	S	6mPS	
1	TO Yuen Pik	GK	1.70 / 5'7"	64 / 141	2							8		
2	YIP Nga Man	PL	1.67 / 5'6"	54 / 119	2	8								
4	SUM Ming Yee	PL	1.75 / 5'9"	60 / 132	2	2								
9	CHAN Kam Ling	PL	1.70 / 5'7"	63 / 139	2	4		1						
13	CHUNG Ka Yu	GK	1.70 / 5'7"	58 / 128	2									5
16	TSANG Ching Man	PL	1.68 / 5'6"	63 / 139	2	7	2							
17	CHOW Pui Yee	PL	1.70 / 5'7"	65 / 143	2			2						
25	LAM Tsz Yan	PL	1.65 / 5'5"	62 / 137	2	4								
31	LAM Wai Yu	PL	1.61 / 5'3"	54 / 119	2	4								
71	WONG Yee Ting	PL	1.62 / 5'4"	62 / 137	2	3								
Coach.	TAM Chun Ying				Bench/Team									

**VIE - Vietnam**

No.	Name	Pos	Height m/ft in	Weight kg/lbs	Competition Statistics								
					MP	G	6mP	1st	2nd	EX	RC	S	6mPS
1	NGUYEN THANH Huyen	GK	1.55 / 5'1"	52 / 115	1							9	
2	LU NGOC Trinh	PL	1.58 / 5'2"	55 / 121	1	3							
4	CHAU NGOC THUY Dung	PL	1.69 / 5'7"	58 / 128									
5	le THI THANH Phung	PL	1.56 / 5'1"	52 / 115	1	1							
6	NGUYEN KIM Oanh	PL	1.58 / 5'2"	55 / 121	1	1							
7	HA THI Hanh	PL	1.64 / 5'5"	50 / 110	1	2							
8	DAM THI THANH Huyen	PL	1.72 / 5'8"	57 / 126	1	10	5						
9	NGUYEN THI KIM Thu	PL	1.65 / 5'5"	55 / 121	1	3							
12	TRAN THI Sen	GK	1.70 / 5'7"	62 / 137									
18	NGUYEN THI TRA My	PL	1.66 / 5'5"	59 / 130									
Coach.	HUYNH MINH Ngon / PHAM DUC Vuong / PHAM THANH Nghi				Bench/Team								

**Referees**

GHULOOM BAQER Fadhil Ahmed (UAE)	SALEM HASSAN MOHAMMAD Ismail (UAE)	N H H ALENEZI Khalaf (KUW)	SANGSUKEELUX Chatchai (THA)

**Technical Delegate**

<b>LEGEND</b>			
<b>EX</b> Exclusions	<b>G</b> Goals	<b>GK</b> Goalkeeper	
<b>MP</b> Matches Played	<b>PL</b> Player	<b>Pos</b> Position	
<b>RC</b> Red Cards	<b>1st</b> 1st suspension	<b>2nd</b> 2nd suspension	
<b>6mP</b> 6-meter penalty goals	<b>(C)</b> Captain		



## Start List

Danh sách ra sân

Game No : W-16 / Court No : 1

**VIE - TPE**

**VIE - Vietnam**

No.	Name	Pos	Height m/ft in	Weight kg/lbs	Competition Statistics									
					MP	G	6mP	1st	2nd	EX	RC	S	6mPS	
1	NGUYEN THANH Huyen	GK	1.55 / 5'1"	52 / 115	2							19		
2	LU NGOC Trinh	PL	1.58 / 5'2"	55 / 121	2	6								
4	CHAU NGOC THUY Dung	PL	1.69 / 5'7"	58 / 128										
5	le THI THANH Phung	PL	1.56 / 5'1"	52 / 115	2	3								
6	NGUYEN KIM Oanh	PL	1.58 / 5'2"	55 / 121	2	3	2	1	1					
7	HA THI Hanh	PL	1.64 / 5'5"	50 / 110	2	5								
8	DAM THI THANH Huyen	PL	1.72 / 5'8"	57 / 126	2	14	5							
9	NGUYEN THI KIM Thu	PL	1.65 / 5'5"	55 / 121	2	7								
12	TRAN THI Sen	GK	1.70 / 5'7"	62 / 137										
18	NGUYEN THI TRA My	PL	1.66 / 5'5"	59 / 130										
Coach.	HUYNH MINH Ngon / PHAM DUC Vuong / PHAM THANH Nghi				Bench/Team									

**TPE - Chinese Taipei**

No.	Name	Pos	Height m/ft in	Weight kg/lbs	Competition Statistics								
					MP	G	6mP	1st	2nd	EX	RC	S	6mPS
6	HUANG Wei-Jung	GK	1.70 / 5'7"	65 / 143	2	5						7	
7	SHIH Wei-Ju	PL	1.71 / 5'7"	70 / 154	2	9							
8	CHEN Szu-Yu	PL	1.58 / 5'2"	53 / 117	2	1							
10	CHENG Tzu-Ping	PL	1.62 / 5'4"	53 / 117	1	2							
13	WANG Yu-Fen	PL	1.65 / 5'5"	62 / 137	2	3							
14	CHENG Ya-Fang	PL	1.60 / 5'3"	50 / 110	1								
15	CHU Chiu-En	PL	1.71 / 5'7"	60 / 132	1	4							
17	CHEN Te-Jung	PL	1.73 / 5'8"	68 / 150	1	1	1						
20	CHIEN Chen-Chen	PL	1.60 / 5'3"	62 / 137	2	10							
30	TSAI Tzu-Hsuan	PL	1.64 / 5'5"	59 / 130	2	5							
Coach.	CHANG Jung-Hsien / LU Chun-Yu				Bench/Team								

**Referees**

KASSEM Moukachar (LIB)	MOHAMAD ZIAD Mansour (LIB)	N H H ALENEZI Khalaf (KUW)	SAMHA Zuhir (SYR)

**Technical Delegate**

### LEGEND

<b>EX</b>	Exclusions	<b>G</b>	Goals	<b>GK</b>	Goalkeeper
<b>MP</b>	Matches Played	<b>PL</b>	Player	<b>Pos</b>	Position
<b>RC</b>	Red Cards	<b>1st</b>	1st suspension	<b>2nd</b>	2nd suspension
<b>6mP</b>	6-meter penalty goals	<b>(C)</b>	Captain		



## Start List

Danh sách ra sân

Game No : W-1 / Court No : 2

**BAN - THA**

**BAN - Bangladesh**

No.	Name	Pos	Height m/ft in	Weight kg/lbs	Competition Statistics									
					MP	G	6mP	1st	2nd	EX	RC	S	6mPS	
1	MING Shushila	GK	1.60 / 5'3"	48 / 106										
3	SIFA Mosammat	PL	1.60 / 5'3"	47 / 104										
4	AKTER Shirina	PL	1.61 / 5'3"	45 / 99										
5	KHATUN Mosammat Rahima	PL	1.63 / 5'4"	57 / 126										
6	RANI Purnima	PL	1.65 / 5'5"	51 / 112										
7	BAGUM Sumy	PL	1.60 / 5'3"	53 / 117										
8	BISWAS Falguni	PL	1.53 / 5'0"	45 / 99										
9	NISHE Ismat Ara	PL	1.70 / 5'7"	62 / 137										
10	AKTER Dalia	PL	1.65 / 5'5"	64 / 141										
12	PINKY Tabassum Tamanna	GK	1.68 / 5'6"	51 / 112										
Coach.	NESSA Raschida Afzalun / ULLAH Mohammad Nasir				Bench/Team									

**THA - Thailand**

No.	Name	Pos	Height m/ft in	Weight kg/lbs	Competition Statistics								
					MP	G	6mP	1st	2nd	EX	RC	S	6mPS
1	THONGKOT Pakakan	GK	1.69 / 5'7"	58 / 128									
2	BUNJARERN Pawinee	PL	1.62 / 5'4"	50 / 110									
4	SILA Vanpen	PL	1.72 / 5'8"	71 / 157									
7	SURASON Viyada	PL	1.62 / 5'4"	51 / 112									
8	SUKJAN Supharat	PL	1.62 / 5'4"	50 / 110									
9	MANMAI Punpana	PL	1.65 / 5'5"	53 / 117									
10	SRITHAMMA Kwanruedi	PL	1.69 / 5'7"	80 / 176									
11	WONGNARA Orrathai	PL	1.64 / 5'5"	62 / 137									
12	JANJIT Kawinthida	GK	1.66 / 5'5"	58 / 128									
14	CHALACHAI Pompiroon	PL	1.69 / 5'7"	55 / 121									
Coach.	ANANUAH Jaraen / WANNAPHAN van				Bench/Team								

**Referees**

NGUYEN DAC Thinh (VIE)	THACH le Hung (VIE)	SAMHA Zuhir (SYR)	

**Technical Delegate**

### LEGEND

<b>EX</b>	Exclusions	<b>G</b>	Goals	<b>GK</b>	Goalkeeper
<b>MP</b>	Matches Played	<b>PL</b>	Player	<b>Pos</b>	Position
<b>RC</b>	Red Cards	<b>1st</b>	1st suspension	<b>2nd</b>	2nd suspension
<b>6mP</b>	6-meter penalty goals	<b>(C)</b>	Captain		



## Start List

Danh sách ra sân

Game No : W-2 / Court No : 2

**IND - CHN**

**IND - India**

No.	Name	Pos	Height m/ft in	Weight kg/lbs	Competition Statistics								
					MP	G	6mP	1st	2nd	EX	RC	S	6mPS
1	JYOTI Jyoti	GK	1.49 / 4'11"	48 / 106									
2	SONIKA Sonika	CB											
3	NEGI Varuni	CB	1.65 / 5'5"	59 / 130									
4	DARSHAN Darshan	LB	1.65 / 5'5"	60 / 132									
5	SANJEETA Sanjeeta	RW	1.57 / 5'2"	58 / 128									
6	PRACHI Prachi	LW	1.67 / 5'6"	52 / 115									
7	KUMARI Khushbu	LB	1.64 / 5'5"	53 / 117									
8	SONIA Sonia	GK	1.63 / 5'4"	54 / 119									
9	SAH Rupa	PL	1.57 / 5'2"	65 / 143									
10	HEMA Hema	PL	1.60 / 5'3"	58 / 128									
Coach. -- Radha Rani / SINDHU Shivaji					Bench/Team								

**CHN - China, People's Republic of**

No.	Name	Pos	Height m/ft in	Weight kg/lbs	Competition Statistics								
					MP	G	6mP	1st	2nd	EX	RC	S	6mPS
1	SI Yan	GK	1.83 / 6'0"	68 / 150									
6	SHEN Ping	PL	1.82 / 6'0"	77 / 170									
7	HAN Xinru	PL	1.70 / 5'7"	60 / 132									
8	ZHANG Tianjie	PL	1.86 / 6'1"	78 / 172									
9	du Jijuan	PL	1.78 / 5'10"	65 / 143									
14	DONG Dandi	PL	1.67 / 5'6"	57 / 126									
17	ZHOU Ting	PL	1.83 / 6'0"	69 / 152									
20	LI Yao	PL	1.74 / 5'9"	62 / 137									
22	LIU Zhiyue	PL	1.76 / 5'9"	70 / 154									
23	AN Xin	GK	1.70 / 5'7"	55 / 121									
Coach.	CHENG Qiao / LI Changhai				Bench/Team								

### Referees

TANJI Naser (SYR)	AYDI SYR Yehia (SYR)	SAMHA Zuhir (SYR)	VILLA-REAL FRANQUELLI Joanna (PHI)

### Technical Delegate

### LEGEND

<b>CB</b> Center Back	<b>EX</b> Exclusions	<b>G</b> Goals
<b>GK</b> Goalkeeper	<b>LB</b> Left Back	<b>LW</b> Left Winger
<b>MP</b> Matches Played	<b>PL</b> Player	<b>Pos</b> Position
<b>RC</b> Red Cards	<b>RW</b> Right Winger	<b>1st</b> 1st suspension
<b>2nd</b> 2nd suspension	<b>6mP</b> 6-meter penalty goals	<b>(C)</b> Captain



## Start List

Danh sách ra sân

Game No : W-5 / Court No : 1

**JPN - CHN**

**JPN - Japan**

No.	Name	Pos	Height m/ft in	Weight kg/lbs	Competition Statistics								
					MP	G	6mP	1st	2nd	EX	RC	S	6mPS
1	NAKAYA Kaori	PL	1.69 / 5'7"	64 / 141									
2	ODA Mai	PL	1.59 / 5'3"	52 / 115									
3	KUTSUKAKE Erina	PL	1.63 / 5'4"	57 / 126									
4	TANIKAWA Shoko	PL	1.69 / 5'7"	63 / 139									
5	TABATA Runa	PL	1.60 / 5'3"	52 / 115									
6	SANADA Midori	PL	1.59 / 5'3"	58 / 128									
7	OGASAWARA Azusa	GK	1.75 / 5'9"	65 / 143									
8	SHIBATA Mao	PL	1.61 / 5'3"	55 / 121									
9	FUKUZAWA Ayaka	GK	1.60 / 5'3"	57 / 126									
10	KATSUDA Saaya	PL	1.53 / 5'0"	51 / 112									
Coach.	OHARA Yasunori / YAMAMOTO Saki				Bench/Team								

**CHN - China, People's Republic of**

No.	Name	Pos	Height m/ft in	Weight kg/lbs	Competition Statistics								
					MP	G	6mP	1st	2nd	EX	RC	S	6mPS
1	SI Yan	GK	1.83 / 6'0"	68 / 150	1	1							
6	SHEN Ping	PL	1.82 / 6'0"	77 / 170	1								
7	HAN Xinru	PL	1.70 / 5'7"	60 / 132	1	1							
8	ZHANG Tianjie	PL	1.86 / 6'1"	78 / 172	1	3	1						
9	du Jijuan	PL	1.78 / 5'10"	65 / 143	1	8	4						
14	DONG Dandi	PL	1.67 / 5'6"	57 / 126									
17	ZHOU Ting	PL	1.83 / 6'0"	69 / 152	1	5							
20	LI Yao	PL	1.74 / 5'9"	62 / 137	1	3							
22	LIU Zhiyue	PL	1.76 / 5'9"	70 / 154									
23	AN Xin	GK	1.70 / 5'7"	55 / 121									
Coach.	CHENG Qiao / LI Changhai				Bench/Team								

### Referees

MOHAMMED S H AL-HAIL Khalid (QAT)	AL-YAZEEDI Ali (QAT)	TAWAKOLI Dawud (IRI)	IMRAN Muhammad (PAK)

### Technical Delegate

### LEGEND

<b>EX</b>	Exclusions	<b>G</b>	Goals	<b>GK</b>	Goalkeeper
<b>MP</b>	Matches Played	<b>PL</b>	Player	<b>Pos</b>	Position
<b>RC</b>	Red Cards	<b>1st</b>	1st suspension	<b>2nd</b>	2nd suspension
<b>6mP</b>	6-meter penalty goals	<b>(C)</b>	Captain		



## Start List

Danh sách ra sân

Game No : W-6 / Court No : 2

**IND - THA**

**IND - India**

No.	Name	Pos	Height m/ft in	Weight kg/lbs	Competition Statistics									
					MP	G	6mP	1st	2nd	EX	RC	S	6mPS	
1	JYOTI Jyoti	GK	1.49 / 4'11"	48 / 106	1							1		
2	SONIKA Sonika	CB												
3	NEGI Varuni	CB	1.65 / 5'5"	59 / 130	1	3								
4	DARSHAN Darshan	LB	1.65 / 5'5"	60 / 132	1	3								
5	SANJEETA Sanjeeta	RW	1.57 / 5'2"	58 / 128	1									
6	PRACHI Prachi	LW	1.67 / 5'6"	52 / 115	1									
7	KUMARI Khushbu	LB	1.64 / 5'5"	53 / 117	1			1	1					
8	SONIA Sonia	GK	1.63 / 5'4"	54 / 119	1							2		
9	SAH Rupa	PL	1.57 / 5'2"	65 / 143	1			1						
10	HEMA Hema	PL	1.60 / 5'3"	58 / 128	1	3								
Coach. -- Radha Rani / SINDHU Shivaji					Bench/Team									

**THA - Thailand**

No.	Name	Pos	Height m/ft in	Weight kg/lbs	Competition Statistics								
					MP	G	6mP	1st	2nd	EX	RC	S	6mPS
1	THONGKOT Pakakan	GK	1.69 / 5'7"	58 / 128	1								
2	BUNJARERN Pawinee	PL	1.62 / 5'4"	50 / 110	1	3							
4	SILA Vanpen	PL	1.72 / 5'8"	71 / 157	1	4							
7	SURASON Viyada	PL	1.62 / 5'4"	51 / 112	1	3	1						
8	SUKJAN Supharat	PL	1.62 / 5'4"	50 / 110	1	1							
9	MANMAI Punpana	PL	1.65 / 5'5"	53 / 117	1	3							
10	SRITHAMMA Kwanruedi	PL	1.69 / 5'7"	80 / 176	1								
11	WONGNARA Orrathai	PL	1.64 / 5'5"	62 / 137	1	6							
12	JANJIT Kawinthida	GK	1.66 / 5'5"	58 / 128	1	1							
14	CHALACHAI Pompiroon	PL	1.69 / 5'7"	55 / 121	1	1							
Coach.	ANANUAH Jaraen / WANNAPHAN van				Bench/Team								

**Referees**

NGUYEN DAC Thinh (VIE)	THACH le Hung (VIE)	NAKADA Minoru (JPN)	VILLA-REAL FRANQUELLI Joanna (PHI)

**Technical Delegate**

### LEGEND

<b>CB</b> Center Back	<b>EX</b> Exclusions	<b>G</b> Goals
<b>GK</b> Goalkeeper	<b>LB</b> Left Back	<b>LW</b> Left Winger
<b>MP</b> Matches Played	<b>PL</b> Player	<b>Pos</b> Position
<b>RC</b> Red Cards	<b>RW</b> Right Winger	<b>1st</b> 1st suspension
<b>2nd</b> 2nd suspension	<b>6mP</b> 6-meter penalty goals	<b>(C)</b> Captain



## Start List

Danh sách ra sân

Game No : W-8 / Court No : 2

**CHN - BAN**

**CHN - China, People's Republic of**

No.	Name	Pos	Height m/ft in	Weight kg/lbs	Competition Statistics								
					MP	G	6mP	1st	2nd	EX	RC	S	6mPS
1	SI Yan	GK	1.83 / 6'0"	68 / 150	2	1						1	
6	SHEN Ping (C)	PL	1.82 / 6'0"	77 / 170	2								
7	HAN Xinru	PL	1.70 / 5'7"	60 / 132	2	4							
8	ZHANG Tianjie	PL	1.86 / 6'1"	78 / 172	2	9	2						
9	du Jijuan	PL	1.78 / 5'10"	65 / 143	2	13	4						
14	DONG Dandi	PL	1.67 / 5'6"	57 / 126	1								
17	ZHOU Ting	PL	1.83 / 6'0"	69 / 152	2	7							
20	LI Yao	PL	1.74 / 5'9"	62 / 137	2	6							
22	LIU Zhiyue	PL	1.76 / 5'9"	70 / 154									
23	AN Xin	GK	1.70 / 5'7"	55 / 121									
Coach.	CHENG Qiao / LI Changhai				Bench/Team								

**BAN - Bangladesh**

No.	Name	Pos	Height m/ft in	Weight kg/lbs	Competition Statistics								
					MP	G	6mP	1st	2nd	EX	RC	S	6mPS
1	MING Shushila	GK	1.60 / 5'3"	48 / 106	1								
3	SIFA Mosammat	PL	1.60 / 5'3"	47 / 104	1			1					
4	AKTER Shirina	PL	1.61 / 5'3"	45 / 99	1								
5	KHATUN Mosammat Rahima	PL	1.63 / 5'4"	57 / 126									
6	RANI Purnima	PL	1.65 / 5'5"	51 / 112	1	4							
7	BAGUM Sumy	PL	1.60 / 5'3"	53 / 117									
8	BISWAS Falguni	PL	1.53 / 5'0"	45 / 99	1	3							
9	NISHE Ismat Ara	PL	1.70 / 5'7"	62 / 137	1	3							
10	AKTER Dalia (C)	PL	1.65 / 5'5"	64 / 141	1	4							
12	PINKY Tabassum Tamanna	GK	1.68 / 5'6"	51 / 112									
Coach.	NESSA Raschida Afzalun / ULLAH Mohammad Nasir				Bench/Team								

### Referees

KASSEM Moukachar (LIB)	MOHAMAD ZIAD Mansour (LIB)	NAKADA Minoru (JPN)	VILLA-REAL FRANQUELLI Joanna (PHI)

### Technical Delegate

<b>LEGEND</b>			
<b>EX</b>	Exclusions	<b>G</b>	Goals
<b>MP</b>	Matches Played	<b>PL</b>	Player
<b>RC</b>	Red Cards	<b>1st</b>	1st suspension
<b>6mP</b>	6-meter penalty goals	<b>(C)</b>	Captain
		<b>GK</b>	Goalkeeper
		<b>Pos</b>	Position
		<b>2nd</b>	2nd suspension



## Start List

Danh sách ra sân

Game No : W-10 / Court No : 2

**IND - JPN**

**IND - India**

No.	Name	Pos	Height m/ft in	Weight kg/lbs	Competition Statistics								
					MP	G	6mP	1st	2nd	EX	RC	S	6mPS
1	JYOTI Jyoti	GK	1.49 / 4'11"	48 / 106	2							5	1
2	SONIKA Sonika	PL			1	1		1					
3	NEGI Varuni	GK	1.65 / 5'5"	59 / 130	2	6	1						
4	DARSHAN Darshan	PL	1.65 / 5'5"	60 / 132	2	3							
5	SANJEETA Sanjeeta (C)	PL	1.57 / 5'2"	58 / 128	2	3		1					
6	PRACHI Prachi	PL	1.67 / 5'6"	52 / 115	2	5	1	1					
7	KUMARI Khushbu	PL	1.64 / 5'5"	53 / 117	1			1	1				
8	SONIA Sonia	GK	1.63 / 5'4"	54 / 119	2			1				3	
9	SAH Rupa	PL	1.57 / 5'2"	65 / 143	2			3			1		
10	HEMA Hema	PL	1.60 / 5'3"	58 / 128	2	4							
Coach. -- Radha Rani / SINDHU Shivaji					Bench/Team								

**JPN - Japan**

No.	Name	Pos	Height m/ft in	Weight kg/lbs	Competition Statistics								
					MP	G	6mP	1st	2nd	EX	RC	S	6mPS
1	NAKAYA Kaori (C)	PL	1.69 / 5'7"	64 / 141	1	6							
2	ODA Mai	PL	1.59 / 5'3"	52 / 115	1			1					
3	KUTSUKAKE Erina	PL	1.63 / 5'4"	57 / 126	1	1							
4	TANIKAWA Shoko	PL	1.69 / 5'7"	63 / 139	1	3	2						
5	TABATA Runa	GK	1.60 / 5'3"	52 / 115	1	1							
6	SANADA Midori	PL	1.59 / 5'3"	58 / 128	1	1							
7	OGASAWARA Azusa	GK	1.75 / 5'9"	65 / 143	1								
8	SHIBATA Mao	PL	1.61 / 5'3"	55 / 121	1								
9	FUKUZAWA Ayaka	PL	1.60 / 5'3"	57 / 126	1								
10	KATSUDA Saaya	PL	1.53 / 5'0"	51 / 112	1	1							
Coach.	OHARA Yasunori / YAMAMOTO Saki				Bench/Team								

**Referees**

NGUYEN DAC Thinh (VIE)	THACH le Hung (VIE)	SANGSUKKEELUX Chatchai (THA)	ALJABRI Issa (OMA)

**Technical Delegate**

### LEGEND

<b>EX</b>	Exclusions	<b>G</b>	Goals	<b>GK</b>	Goalkeeper
<b>MP</b>	Matches Played	<b>PL</b>	Player	<b>Pos</b>	Position
<b>RC</b>	Red Cards	<b>1st</b>	1st suspension	<b>2nd</b>	2nd suspension
<b>6mP</b>	6-meter penalty goals	<b>(C)</b>	Captain		





## Start List

Danh sách ra sân

Game No : W-11 / Court No : 2

**JPN - THA**

**JPN - Japan**

No.	Name	Pos	Height m/ft in	Weight kg/lbs	Competition Statistics									
					MP	G	6mP	1st	2nd	EX	RC	S	6mPS	
1	NAKAYA Kaori	PL	1.69 / 5'7"	64 / 141	2	12								
2	ODA Mai	PL	1.59 / 5'3"	52 / 115	1			1						
3	KUTSUKAKE Erina	PL	1.63 / 5'4"	57 / 126	2	2								
4	TANIKAWA Shoko	PL	1.69 / 5'7"	63 / 139	2	7	6							
5	TABATA Runa	PL	1.60 / 5'3"	52 / 115	2	3								
6	SANADA Midori	PL	1.59 / 5'3"	58 / 128	2	4								
7	OGASAWARA Azusa	GK	1.75 / 5'9"	65 / 143	2							3	1	
8	SHIBATA Mao	PL	1.61 / 5'3"	55 / 121	2									
9	FUKUZAWA Ayaka	GK	1.60 / 5'3"	57 / 126	1									
10	KATSUDA Saaya	PL	1.53 / 5'0"	51 / 112	2	2								
Coach.	OHARA Yasunori / YAMAMOTO Saki				Bench/Team									

**THA - Thailand**

No.	Name	Pos	Height m/ft in	Weight kg/lbs	Competition Statistics								
					MP	G	6mP	1st	2nd	EX	RC	S	6mPS
1	THONGKOT Pakakan	GK	1.69 / 5'7"	58 / 128	2							1	
2	BUNJARERN Pawinee	PL	1.62 / 5'4"	50 / 110	2	6							
4	SILA Vanpen	PL	1.72 / 5'8"	71 / 157	2	5							
7	SURASON Viyada	PL	1.62 / 5'4"	51 / 112	2	6	1						
8	SUKJAN Supharat	PL	1.62 / 5'4"	50 / 110	2	7							
9	MANMAI Punpana	PL	1.65 / 5'5"	53 / 117	1	3							
10	SRITHAMMA Kwanruedi	PL	1.69 / 5'7"	80 / 176	1								
11	WONGNARA Orrathai	PL	1.64 / 5'5"	62 / 137	2	13	1						
12	JANJIT Kawinthida	GK	1.66 / 5'5"	58 / 128	2	2						4	1
14	CHALACHAI Pompiroon	PL	1.69 / 5'7"	55 / 121	2	4							
Coach.	ANANUAH Jaraen / WANNAPHAN van				Bench/Team								

### Referees

NGUYEN DAC Thinh (VIE)	THACH le Hung (VIE)	MOHAMED SAEED BINASHOUR Saleh (UAE)	VILLA-REAL FRANQUELLI Joanna (PHI)

### Technical Delegate

LEGEND			
<b>EX</b>	Exclusions	<b>G</b>	Goals
<b>MP</b>	Matches Played	<b>PL</b>	Player
<b>RC</b>	Red Cards	<b>1st</b>	1st suspension
<b>6mP</b>	6-meter penalty goals	<b>(C)</b>	Captain
		<b>GK</b>	Goalkeeper
		<b>Pos</b>	Position
		<b>2nd</b>	2nd suspension



## Start List

Danh sách ra sân

Game No : W-12 / Court No : 2

**BAN - IND**

**BAN - Bangladesh**

No.	Name	Pos	Height m/ft in	Weight kg/lbs	Competition Statistics									
					MP	G	6mP	1st	2nd	EX	RC	S	6mPS	
1	MING Shushila	GK	1.60 / 5'3"	48 / 106	2							3		
3	SIFA Mosammat	PL	1.60 / 5'3"	47 / 104	1			1						
4	AKTER Shirina	PL	1.61 / 5'3"	45 / 99	2	2								
5	KHATUN Mosammat Rahima	PL	1.63 / 5'4"	57 / 126	1			1						
6	RANI Purnima	PL	1.65 / 5'5"	51 / 112	2	5								
7	BAGUM Sumy	PL	1.60 / 5'3"	53 / 117	1	3								
8	BISWAS Falguni	PL	1.53 / 5'0"	45 / 99	2	3		1						
9	NISHE Ismat Ara	PL	1.70 / 5'7"	62 / 137	2	6								
10	AKTER Dalia	PL	1.65 / 5'5"	64 / 141	2	7								
12	PINKY Tabassum Tamanna	GK	1.68 / 5'6"	51 / 112										
Coach.	NESSA Raschida Afzalun / ULLAH Mohammad Nasir				Bench/Team									

**IND - India**

No.	Name	Pos	Height m/ft in	Weight kg/lbs	Competition Statistics								
					MP	G	6mP	1st	2nd	EX	RC	S	6mPS
1	JYOTI Jyoti	GK	1.49 / 4'11"	48 / 106	3							5	1
2	SONIKA Sonika	CB			2	3		1					
3	NEGI Varuni	CB	1.65 / 5'5"	59 / 130	3	8	1						
4	DARSHAN Darshan	LB	1.65 / 5'5"	60 / 132	3	3		1					
5	SANJEETA Sanjeeta	RW	1.57 / 5'2"	58 / 128	3	6		2					
6	PRACHI Prachi	LW	1.67 / 5'6"	52 / 115	3	6	1	2	1		1		
7	KUMARI Khushbu	LB	1.64 / 5'5"	53 / 117	1			1	1				
8	SONIA Sonia	GK	1.63 / 5'4"	54 / 119	3			1				12	1
9	SAH Rupa	PL	1.57 / 5'2"	65 / 143	3			4			1		
10	HEMA Hema	PL	1.60 / 5'3"	58 / 128	3	7							
Coach. -- Radha Rani / SINDHU Shivaji					Bench/Team								

**Referees**

**Technical Delegate**

TANJI Naser (SYR)	AYDI SYR Yehia (SYR)	NAKADA Minoru (JPN)	ALJABRI Issa (OMA)

### LEGEND

<b>CB</b> Center Back	<b>EX</b> Exclusions	<b>G</b> Goals
<b>GK</b> Goalkeeper	<b>LB</b> Left Back	<b>LW</b> Left Winger
<b>MP</b> Matches Played	<b>PL</b> Player	<b>Pos</b> Position
<b>RC</b> Red Cards	<b>RW</b> Right Winger	<b>1st</b> 1st suspension
<b>2nd</b> 2nd suspension	<b>6mP</b> 6-meter penalty goals	<b>(C)</b> Captain



## Start List

Danh sách ra sân

Game No : W-14 / Court No : 1

**THA - CHN**

**THA - Thailand**

No.	Name	Pos	Height m/ft in	Weight kg/lbs	Competition Statistics									
					MP	G	6mP	1st	2nd	EX	RC	S	6mPS	
1	THONGKOT Pakakan	GK	1.69 / 5'7"	58 / 128	3							12	1	
2	BUNJARERN Pawinee	PL	1.62 / 5'4"	50 / 110	3	9								
4	SILA Vanpen	PL	1.72 / 5'8"	71 / 157	2	5								
7	SURASON Viyada	PL	1.62 / 5'4"	51 / 112	3	10	1	1						
8	SUKJAN Supharat	PL	1.62 / 5'4"	50 / 110	3	12								
9	MANMAI Punpana	PL	1.65 / 5'5"	53 / 117	1	3								
10	SRITHAMMA Kwanruedi	PL	1.69 / 5'7"	80 / 176	2			1						
11	WONGNARA Orrathai	PL	1.64 / 5'5"	62 / 137	3	16	1							
12	JANJIT Kawinthida	GK	1.66 / 5'5"	58 / 128	2	2						4	1	
14	CHALACHAI Pompiroon	PL	1.69 / 5'7"	55 / 121	3	8		1						
Coach.	ANANUAH Jaraen / WANNAPHAN van				Bench/Team									

**CHN - China, People's Republic of**

No.	Name	Pos	Height m/ft in	Weight kg/lbs	Competition Statistics									
					MP	G	6mP	1st	2nd	EX	RC	S	6mPS	
1	SI Yan	GK	1.83 / 6'0"	68 / 150	3	2						6		
6	SHEN Ping	PL	1.82 / 6'0"	77 / 170	2									
7	HAN Xinru	PL	1.70 / 5'7"	60 / 132	3	8								
8	ZHANG Tianjie	PL	1.86 / 6'1"	78 / 172	3	9	2							
9	du Jijuan	PL	1.78 / 5'10"	65 / 143	3	17	4							
14	DONG Dandi	PL	1.67 / 5'6"	57 / 126	2	3	1							
17	ZHOU Ting	PL	1.83 / 6'0"	69 / 152	2	7								
20	LI Yao	PL	1.74 / 5'9"	62 / 137	3	9								
22	LIU Zhiyue	PL	1.76 / 5'9"	70 / 154	1	3								
23	AN Xin	GK	1.70 / 5'7"	55 / 121	1	2						5		
Coach.	CHENG Qiao / LI Changhai				Bench/Team									

### Referees

MOHAMMED S H AL-HAIL Khalid (QAT)	AL-YAZEEDI Ali (QAT)	TAWAKOLI Dawud (IRI)	HABIBI Alireza (IRI)

### Technical Delegate

LEGEND			
<b>EX</b>	Exclusions	<b>G</b>	Goals
<b>MP</b>	Matches Played	<b>PL</b>	Player
<b>RC</b>	Red Cards	<b>1st</b>	1st suspension
<b>6mP</b>	6-meter penalty goals	<b>(C)</b>	Captain
		<b>GK</b>	Goalkeeper
		<b>Pos</b>	Position
		<b>2nd</b>	2nd suspension



## Start List

Danh sách ra sân

Game No : W-15 / Court No : 2

**BAN - JPN**

**BAN - Bangladesh**

No.	Name	Pos	Height m/ft in	Weight kg/lbs	Competition Statistics									
					MP	G	6mP	1st	2nd	EX	RC	S	6mPS	
1	MING Shushila	GK	1.60 / 5'3"	48 / 106	3							2		
3	SIFA Mosammat	PL	1.60 / 5'3"	47 / 104	2			2						
4	AKTER Shirina	PL	1.61 / 5'3"	45 / 99	3	2		1						
5	KHATUN Mosammat Rahima	PL	1.63 / 5'4"	57 / 126	2	1		1						
6	RANI Purnima	PL	1.65 / 5'5"	51 / 112	3	6								
7	BAGUM Sumy	PL	1.60 / 5'3"	53 / 117	2	6	2							
8	BISWAS Falguni	PL	1.53 / 5'0"	45 / 99	3	8		1						
9	NISHE Ismat Ara	PL	1.70 / 5'7"	62 / 137	3	8								
10	AKTER Dalia	PL	1.65 / 5'5"	64 / 141	3	13								
12	PINKY Tabassum Tamanna	GK	1.68 / 5'6"	51 / 112										
Coach.	NESSA Raschida Afzalun / ULLAH Mohammad Nasir				Bench/Team									

**JPN - Japan**

No.	Name	Pos	Height m/ft in	Weight kg/lbs	Competition Statistics									
					MP	G	6mP	1st	2nd	EX	RC	S	6mPS	
1	NAKAYA Kaori	PL	1.69 / 5'7"	64 / 141	3	17								
2	ODA Mai	PL	1.59 / 5'3"	52 / 115	2			1	1					
3	KUTSUKAKE Erina	PL	1.63 / 5'4"	57 / 126	3	4		1	1					
4	TANIKAWA Shoko	PL	1.69 / 5'7"	63 / 139	3	10	7	1						
5	TABATA Runa	PL	1.60 / 5'3"	52 / 115	3	4								
6	SANADA Midori	PL	1.59 / 5'3"	58 / 128	3	6								
7	OGASAWARA Azusa	GK	1.75 / 5'9"	65 / 143	3							7	1	
8	SHIBATA Mao	PL	1.61 / 5'3"	55 / 121	3			1						
9	FUKUZAWA Ayaka	GK	1.60 / 5'3"	57 / 126	2							2		
10	KATSUDA Saaya	PL	1.53 / 5'0"	51 / 112	3	3								
Coach.	OHARA Yasunori / YAMAMOTO Saki				Bench/Team									

**Referees**

**Technical Delegate**

NGUYEN DAC Thinh (VIE)	THACH le Hung (VIE)	TAWAKOLI Dawud (IRI)	ALJABRI Issa (OMA)

### LEGEND

<b>EX</b>	Exclusions	<b>G</b>	Goals	<b>GK</b>	Goalkeeper
<b>MP</b>	Matches Played	<b>PL</b>	Player	<b>Pos</b>	Position
<b>RC</b>	Red Cards	<b>1st</b>	1st suspension	<b>2nd</b>	2nd suspension
<b>6mP</b>	6-meter penalty goals	<b>(C)</b>	Captain		



**Results**  
Kết quả  
**QAT 2 - 1 OMA**  
( 23-22, 22-24, 6-2 )

**Game No: 59**

**QAT - Qatar**

Players		Shots									Punishment				PTS
No	Name	G/S	%	INF	SPS	SPE	DIG	OSG	ONP	P6M	1st	2nd	RC	EX	
1	GARBA Ali														
3	MORGAN Ahmed														
4	ABDELHAK Ahmed	8/10	80	6/8	1/1	1/1									16
6	ZOUAOUI Anis	3/3	100		1/1					2/2	1				6
8	HASSAN Mohamed	3/5	60			2/3				1/2					6
9	DENGUIR Amir	1/1	100							1/1	1				2
16	MAHFOUZ Mohab														
17	MOHAMED Mutasem														
24	KENAOUI Sid										1		1		
90	KAKHI Hani	11/12	91	7/7	2/3	1/1				1/1					21
	Bench/Team														
Total		26/31	83	13/15	4/5	4/5				5/6	3		1		51

Goalkeeper		Saves								
No	Name	S/S	%	INF	SPS	SPE	DIG	OSG	ONP	P6M
1	GARBA Ali									
16	MAHFOUZ Mohab	11/24	45	0/3	5/12	2/5				5/11
Total		11/24	45	0/3	5/12	2/5				5/11

Time Out	
1st Half	2nd Half
08:07	09:34

**Running Score**

**Qatar - Oman**

1st Half	
0 : 2	AL TAMTAMI NKH
2 : 2	ABDELHAK A
2 : 4	AL HASANI ASR
2 : 6	AL-KASBI UMS
4 : 6	ABDELHAK A
4 : 8	AL DUGHAIISHI MSK
6 : 8	ABDELHAK A
6 : 10	AL DUGHAIISHI MSK
8 : 10	HASSAN M
8 : 12	AL TAMTAMI NKH
10 : 12	KAKHI H
10 : 14	AL HASANI SHS
12 : 14	HASSAN M
12 : 16	AL HASANI ASR
14 : 16	KAKHI H
16 : 16	ABDELHAK A
16 : 18	AL DUGHAIISHI MSK
16 : 20	AL HASANI ASR
18 : 20	ZOUAOUI A
18 : 22	AL TAMTAMI NKH
20 : 22	KAKHI H
21 : 22	KAKHI H
23 : 22	HASSAN M
2nd Half	
23 : 24	AL HASANI SHS
25 : 24	ABDELHAK A
25 : 26	AL HASANI ASR
27 : 26	ZOUAOUI A
27 : 28	AL HASANI ASR
29 : 28	KAKHI H
29 : 30	AL DUGHAIISHI MSK
31 : 30	KAKHI H
31 : 32	AL HASANI SHS
33 : 32	ABDELHAK A
33 : 34	AL HASANI ASR
35 : 34	KAKHI H
35 : 36	AL HASANI ASR
37 : 36	KAKHI H
37 : 38	AL HASANI ASR
39 : 38	ABDELHAK A
41 : 38	ABDELHAK A
41 : 40	AL DUGHAIISHI MSK
43 : 40	KAKHI H
43 : 42	AL TAMTAMI NKH
45 : 42	KAKHI H
45 : 44	AL HASANI ASR
45 : 46	AL HASANI ASR
Penalty Shoot Out	
47 : 46	ZOUAOUI A
49 : 46	DENGUIR A
49 : 48	AL HASANI ASR
51 : 48	KAKHI H

**OMA - Oman**

Players		Shots									Punishment				PTS	
No	Name	G/S	%	INF	SPS	SPE	DIG	OSG	ONP	P6M	1st	2nd	RC	EX		
2	AL-HADIDI Ashraf Khamis Mohamed															
3	AL-JABRI Hussain Ali Ayil															
11	AL DUGHAIISHI Marwan Saaiyid Khamis	5/10	50		4/7	1/2				0/1					10	
17	AL HARTHI Yasir Said Sulaiman															
18	AL SULEIMANI Mehdi Salim Mohammed												1			
20	AL HASANI Said Hamed Saud	3/4	75	3/3						0/1					6	
28	AL AZAN Azan Ali Said															
33	AL TAMTAMI Nasr Khamis Halait	4/8	50		3/5	1/2				0/1					8	
77	AL-KASBI Usama Mohammed Said	1/2	50							1/2					2	
90	AL HASANI As'ad Said Rashid	11/17	64			6/11				5/6					22	
	Bench/Team															
Total		24/41	58	3/3	7/12	8/15				6/11				1	48	

Goalkeeper		Saves								
No	Name	S/S	%	INF	SPS	SPE	DIG	OSG	ONP	P6M
3	AL-JABRI Hussain Ali Ayil	3/29	10	1/14	0/4	1/5				1/6
28	AL AZAN Azan Ali Said									
Total		3/29	10	1/14	0/4	1/5				1/6

Time Out	
1st Half	2nd Half
09:13	09:46

**Referees**

GHULOOM BAQER Fadhil Ahmed (UAE)	SALEM HASSAN MOHAMMAD Ismail(UAE)	MOHAMED SAEED BINASHOUR Saleh(UAE)	SANGSUKKEELUX Chatchai(THA)

**Technical Delegate**

**LEGEND**

<b>%</b> Efficiency	<b>1st</b> 1st Suspension	<b>2nd</b> 2nd Suspension	<b>DIG</b> Direct Shots
<b>EX</b> Exclusions	<b>G/S</b> Goals/Shots	<b>INF</b> Inflight Shots	<b>ONP</b> One Point Shots
<b>OSG</b> Other Spectacular Shots	<b>PTS</b> Points	<b>P6M</b> 6 Meters Penalty Shots	<b>RC</b> Red Card
<b>S/S</b> Saves/Shots	<b>SPE</b> Specialist Shots	<b>SPS</b> Spin Shots	



**Results**  
**Kết quả**  
**VIE 1 - 2 PAK**  
**( 24-20, 17-20, 8-10 )**

**Game No: 57**

**VIE - Vietnam**

Players		Shots										Punishment				PTS
No	Name	G/S	%	INF	SPS	SPE	DIG	OSG	ONP	P6M		1st	2nd	RC	EX	
1	DUONG XUAN Thanh															
3	KIM XUAN Tien	7/7	100	2/2	4/4	1/1										14
4	HUYNH Ky												1			
5	HOANG van Tien	1/2	50	0/1	1/1											2
6	NGUYEN van Tung															
7	HUYNH NAM Tien	3/4	75	1/1	1/1					1/2						6
8	Ia van Lon	5/6	83	1/1	3/4					1/1						10
9	Ie van Binh	1/3	33		1/3											2
10	NGUYEN van Trong	7/11	63		6/10	1/1										13
11	NGUYEN VU Dung	1/1	100							1/1						2
	Bench/Team															
<b>Total</b>		25/34	73	4/5	16/23	2/2				3/4		1				49

Goalkeeper		Saves									
No	Name	S/S	%	INF	SPS	SPE	DIG	OSG	ONP	P6M	
1	DUONG XUAN Thanh	2/10	20	1/4	0/7	2/4				1/2	
<b>Total</b>		2/10	20	1/4	0/7	2/4				1/2	

Time Out	
1st Half	2nd Half

**PAK - Pakistan**

Players		Shots										Punishment				PTS
No	Name	G/S	%	INF	SPS	SPE	DIG	OSG	ONP	P6M		1st	2nd	RC	EX	
1	ALI Tahir															
3	HUSSAIN Hazrat	4/7	57	0/1	3/4	0/1				1/1						8
4	SAEED Asim	6/9	66	1/1	5/7	0/1										12
5	ULLAH Abid															
6	PERVAIZ Muhammad Shahid	7/9	77	2/2	3/5	2/2										14
7	ALI Asif															
8	KHAN Rana Waqar															
9	YASIN Khawar	1/1	100		1/1											2
10	ATIF Muhammad Uzair	2/4	50		2/3					0/1						4
11	HUSSAIN Muzamal	5/6	83		5/6											10
	Bench/Team															
<b>Total</b>		25/36	69	3/4	19/26	2/4				1/2						50

Goalkeeper		Saves									
No	Name	S/S	%	INF	SPS	SPE	DIG	OSG	ONP	P6M	
1	ALI Tahir	8/33	24	1/5	6/22	0/2				1/4	
7	ALI Asif										
<b>Total</b>		8/33	24	1/5	6/22	0/2				1/4	

Time Out	
1st Half	2nd Half

Running Score	
Vietnam - Pakistan	
<b>1st Half</b>	
NGUYEN van T	2 : 0
Ia van L	2 : 2 SAEED A
NGUYEN van T	4 : 2
Ia van L	6 : 2
KIM XUAN T	6 : 4 SAEED A
KIM XUAN T	8 : 4
KIM XUAN T	10 : 4
Ia van L	10 : 6 PERVAIZ MS
Ia van L	12 : 6
HUYNH NAM T	12 : 8 SAEED A
NGUYEN van T	14 : 8
NGUYEN van T	14 : 10 HUSSAIN M
HOANG van T	16 : 10
HOANG van T	16 : 12 SAEED A
KIM XUAN T	18 : 12
KIM XUAN T	18 : 14 SAEED A
KIM XUAN T	20 : 14
KIM XUAN T	20 : 16 PERVAIZ MS
Ie van B	22 : 16
Ie van B	24 : 16
Ie van B	24 : 18 HUSSAIN M
Ie van B	24 : 20 PERVAIZ MS
<b>2nd Half</b>	
Ia van L	24 : 22 HUSSAIN H
HUYNH NAM T	26 : 22
HUYNH NAM T	28 : 22
KIM XUAN T	28 : 24 ATIF MU
KIM XUAN T	28 : 26 HUSSAIN H
KIM XUAN T	30 : 26
KIM XUAN T	30 : 28 ATIF MU
KIM XUAN T	32 : 28
NGUYEN van T	32 : 30 HUSSAIN M
NGUYEN van T	33 : 30
NGUYEN van T	33 : 32 PERVAIZ MS
NGUYEN van T	35 : 32
NGUYEN van T	35 : 34 HUSSAIN M
NGUYEN van T	37 : 34
NGUYEN van T	37 : 36 HUSSAIN M
Ia van L	39 : 36
Ia van L	39 : 38 PERVAIZ MS
NGUYEN van T	39 : 40 PERVAIZ MS
NGUYEN van T	41 : 40
<b>Penalty Shoot Out</b>	
HUYNH NAM T	43 : 40
KIM XUAN T	43 : 42 HUSSAIN H
KIM XUAN T	45 : 42
NGUYEN VU D	45 : 44 SAEED A
NGUYEN VU D	45 : 46 PERVAIZ MS
NGUYEN VU D	47 : 46
Ia van L	47 : 48 YASIN K
Ia van L	49 : 48
Ia van L	49 : 50 HUSSAIN H

**Referees**

TANJI Naser(SYR)	AYDI SYR Yehia(SYR)

**Technical Delegate**

NAKADA Minoru(JPN)	HABIBI Alireza(IRI)

**LEGEND**

%	Efficiency	1st	1st Suspension	2nd	2nd Suspension	DIG	Direct Shots
EX	Exclusions	G/S	Goals/Shots	INF	Inflight Shots	ONP	One Point Shots
OSG	Other Spectacular Shots	PTS	Points	P6M	6 Meters Penalty Shots	RC	Red Card
S/S	Saves/Shots	SPE	Specialist Shots	SPS	Spin Shots		



**Results**  
Kết quả  
**BRN 2 - 0 JPN**  
( 20-18, 13-12 )

Game No: 53

**BRN - Bahrain**

Players		Shots									Punishment				PTS
No	Name	G/S	%	INF	SPS	SPE	DIG	OSG	ONP	P6M	1st	2nd	RC	EX	
3	MOHAMED Fahad														
4	MAHDI Mahmood	4/8	50		4/8										7
6	AHMED Sayed Shehab	3/7	42		2/6	1/1									6
10	ASKANI Bilal	3/5	60		3/5										6
11	MOHAMED Jaafar	3/5	60		3/5										6
12	ALQAIDOOM Husain	1/2	50		1/2										2
15	FARDAN Mohamed	1/1	100		1/1										2
19	ALNASHEET Adam	2/3	66		2/3										4
	Bench/Team														
<b>Total</b>		17/31	54		16/30	1/1									33

Goalkeeper		Saves								
No	Name	S/S	%	INF	SPS	SPE	DIG	OSG	ONP	P6M
12	ALQAIDOOM Husain	11/26	42	2/3	8/20	1/3				
<b>Total</b>		11/26	42	2/3	8/20	1/3				

Time Out	
1st Half	2nd Half
09:52	09:42

**Running Score**

**Bahrain - Japan**

1st Half	
AHMED SS	2 : 0
	2 : 2 HOSOKAWA T
	2 : 4 HOSOKAWA T
	2 : 6 HOSOKAWA T
	2 : 8 HOSOKAWA T
	2 : 10 ODA J
	2 : 12 HOSOKAWA T
ALNASHEET A	4 : 12
AHMED SS	6 : 12
	6 : 14 OGATA Y
	6 : 16 HOSOKAWA T
MOHAMED J	8 : 16
FARDAN M	10 : 16
ASKANI B	12 : 16
	12 : 18 TAKARA Y
MAHDI M	14 : 18
	14 : 20 TAGAI M
ALNASHEET A	16 : 20
	16 : 22 OGATA Y
	16 : 24 TAKARA Y
	16 : 26 HOSOKAWA T
	16 : 28 TAKAHASHI K
MAHDI M	18 : 28
MAHDI M	20 : 28
2nd Half	
	20 : 30 OGATA Y
ALQAIDOOM H	22 : 30
	22 : 32 OGATA Y
ASKANI B	24 : 32
MOHAMED J	26 : 32
	26 : 34 OGATA Y
	26 : 36 TAKAHASHI K
ASKANI B	28 : 36
MOHAMED J	30 : 36
	30 : 38 HOSOKAWA T
AHMED SS	32 : 38
	32 : 40 HOSOKAWA T
MAHDI M	33 : 40

**JPN - Japan**

Players		Shots									Punishment				PTS
No	Name	G/S	%	INF	SPS	SPE	DIG	OSG	ONP	P6M	1st	2nd	RC	EX	
1	NAKANO Yohei	0/3	0		0/2	0/1									
2	TAKAHASHI Koji	2/2	100	1/1		1/1									4
3	TAKANO Katsuya														
4	TAKARA Yuuki	2/6	33	0/1	1/4	1/1									4
5	TAGAI Motoki	1/1	100		1/1										2
6	HOSOKAWA Tomoaki	5/6	83		5/6										18
7	ODA Junya														2
8	OGATA Yuto	5/8	62	0/1	5/7										10
9	OKUNO Akihiro														
10	HANAMIYA Takumi														
	Bench/Team														
<b>Total</b>		15/26	57	1/3	12/20	2/3									40

Goalkeeper		Saves								
No	Name	S/S	%	INF	SPS	SPE	DIG	OSG	ONP	P6M
9	OKUNO Akihiro	7/24	29		7/23	0/1				
<b>Total</b>		7/24	29		7/23	0/1				

Time Out	
1st Half	2nd Half
09:24	09:17

**Referees**

MOHAMMED S H AL-HAIL Khalid (QAT)	AL-YAZEEDI Ali(QAT)	MOHAMED SAEED BINASHOUR Saleh(UAE)	ALJABRI Issa(OMA)

**Technical Delegate**

**LEGEND**

%	Efficiency	1st	1st Suspension	2nd	2nd Suspension	DIG	Direct Shots
EX	Exclusions	G/S	Goals/Shots	INF	Inflight Shots	ONP	One Point Shots
OSG	Other Spectacular Shots	PTS	Points	P6M	6 Meters Penalty Shots	RC	Red Card
S/S	Saves/Shots	SPE	Specialist Shots	SPS	Spin Shots		





**Results**  
Kết quả  
**HKG 0 - 2 THA**  
( 13-25, 17-29 )

**Game No: 50**

**HKG - Hong Kong, China**

Players		Shots										Punishment				PTS
No	Name	G/S	%	INF	SPS	SPE	DIG	OSG	ONP	P6M	1st	2nd	RC	EX		
1	CHAN Chun Ho	1/2	50							1/2					2	
4	LEUNG Chun Yin															
7	YU Ping San	5/9	55		4/7			1/2							9	
9	YEUNG Kong Kiu										1					
12	LEUNG Huen Ming	3/4	75		2/3		1/1								5	
14	YIU Tai Wai															
16	NG Yin Pak															
29	LIN Ming Fai	2/6	33	1/2	0/1		0/2			1/1	1				4	
33	YUEN Hei Yin	2/8	25	1/2	1/3		0/1	0/2							4	
40	IP Kwun Hung Eddy	3/6	50				3/6								6	
	Bench/Team															
Total		16/35	45	2/4	7/14		4/10	1/4		2/3	2				30	

Goalkeeper		Saves								
No	Name	S/S	%	INF	SPS	SPE	DIG	OSG	ONP	P6M
4	LEUNG Chun Yin	4/31	12	1/6	2/14		1/4	0/3		0/4
16	NG Yin Pak	0/1	0		0/1					
Total		4/32	12	1/6	2/15		1/4	0/3		0/4

Time Out	
1st Half	2nd Half
	07:02

**THA - Thailand**

Players		Shots										Punishment				PTS
No	Name	G/S	%	INF	SPS	SPE	DIG	OSG	ONP	P6M	1st	2nd	RC	EX		
8	KHUNNARONG Rattanon															
9	SOMBUNJIT Anek	4/9	44		1/3		3/5			0/1					8	
10	CHASITTHIDAMRONGSUK Kittipun	1/1	100							1/1					2	
13	USUWAN Phairoj	3/3	100	2/2	1/1										6	
15	SRICHAJ Puwanart	6/7	85	1/2	1/1			1/1		3/3					12	
16	SRISONG Chainarong															
20	PUANGSALEE Eakchai															
66	KIRIYA Wiriya															
77	JANKRA Sirisak	9/9	100	1/1	7/7			1/1			1				16	
99	KONGKA Bulakorn	5/6	83	1/2	3/3			1/1							10	
	Bench/Team															
Total		28/35	80	5/7	13/15		3/5	3/3		4/5	1				54	

Goalkeeper		Saves								
No	Name	S/S	%	INF	SPS	SPE	DIG	OSG	ONP	P6M
16	SRISONG Chainarong	17/33	51	2/4	6/13		5/9	3/4		1/3
20	PUANGSALEE Eakchai									
Total		17/33	51	2/4	6/13		5/9	3/4		1/3

Time Out	
1st Half	2nd Half

**Running Score**

**Hong Kong, China - Thailand**

1st Half	
0 : 2	SOMBUNJIT A
YU PS 1 : 2	
1 : 4	SRICHAJ P
LEUNG HM 3 : 4	
3 : 6	JANKRA S
LEUNG HM 5 : 6	
5 : 8	SRICHAJ P
YUEN HY 7 : 8	
7 : 10	SOMBUNJIT A
7 : 12	USUWAN P
7 : 14	KONGKA B
7 : 16	KONGKA B
CHAN CH 9 : 16	
9 : 18	SOMBUNJIT A
9 : 20	CHASITTHIDAMRONG.
9 : 22	SRICHAJ P
9 : 24	KONGKA B
YUEN HY 11 : 24	
11 : 25	JANKRA S
IP KHE 13 : 25	
2nd Half	
LIN MF 15 : 25	
15 : 27	SOMBUNJIT A
YU PS 17 : 27	
17 : 29	USUWAN P
17 : 31	JANKRA S
IP KHE 19 : 31	
19 : 33	JANKRA S
YU PS 21 : 33	
21 : 35	SRICHAJ P
YU PS 23 : 35	
23 : 37	JANKRA S
LEUNG HM 24 : 37	
24 : 39	JANKRA S
24 : 41	SRICHAJ P
YU PS 26 : 41	
26 : 43	USUWAN P
26 : 45	JANKRA S
26 : 47	JANKRA S
IP KHE 28 : 47	
28 : 49	KONGKA B
LIN MF 30 : 49	
30 : 51	SRICHAJ P
30 : 53	KONGKA B
30 : 54	JANKRA S

**Referees**

NGUYEN DAC Thinh(VIE)	THACH le Hung(VIE)	MOHAMED SAEED BINASHOUR Saleh(UAE)	HABIBI Alireza(IRI)

**Technical Delegate**

LEGEND					
%	Efficiency	1st	1st Suspension	2nd	2nd Suspension
EX	Exclusions	G/S	Goals/Shots	INF	Inflight Shots
OSG	Other Spectacular Shots	PTS	Points	P6M	6 Meters Penalty Shots
S/S	Saves/Shots	SPE	Specialist Shots	SPS	Spin Shots
				DIG	Direct Shots
				ONP	One Point Shots
				RC	Red Card





**Results**  
**Kết quả**  
**AFG 0 - 2 SRI**  
**( 11-26, 15-22 )**

**Game No: 47**

**AFG - Afghanistan**

Players		Shots									Punishment				PTS
No	Name	G/S	%	INF	SPS	SPE	DIG	OSG	ONP	P6M	1st	2nd	RC	EX	
1	SALIMI Mohd Bashir	1/1	100				1/1								2
2	RASOULI Fardin	5/8	62			4/7				1/1					10
3	BAHAR Mirwais	3/10	30	1/1	1/4	1/5									6
4	AFZALI Mohd Bashir														
5	NABIZADA Esmatullah	3/7	42		2/6	1/1									5
6	AHMADI Habibullah	2/4	50		1/2	1/2									3
7	AKBARY Mohammad Zamir														
	Bench/Team														
<b>Total</b>		14/30	46	1/1	4/12	7/15	1/1			1/1					26

Goalkeeper		Saves								
No	Name	S/S	%	INF	SPS	SPE	DIG	OSG	ONP	P6M
2	RASOULI Fardin	6/31	19	1/5	3/16	2/10				
<b>Total</b>		6/31	19	1/5	3/16	2/10				

Time Out	
1st Half	2nd Half
9:51	

**Running Score**

**Afghanistan - Sri Lanka**

1st Half	
0 : 2	KOSWATHTHA MUHAND.
2 : 2	
2 : 3	WEERAKKODI HPDS
2 : 5	GALHENA KANKANAMG.
2 : 7	WEERAKKODI HPDS
2 : 9	GALHENA KANKANAMG.
2 : 10	WEERAKKODI HPDS
4 : 10	
6 : 10	
6 : 12	KOSWATHTHA MUHAND.
6 : 14	KOSWATHTHA MUHAND.
6 : 16	WEERAKKODI HPDS
7 : 16	
7 : 18	KOSWATHTHA MUHAND.
7 : 20	WEERAKKODI HPDS
7 : 22	KOSWATHTHA MUHAND.
9 : 22	
9 : 24	KOSWATHTHA MUHAND.
9 : 26	KOSWATHTHA MUHAND.
11 : 26	
2nd Half	
11 : 28	KOSWATHTHA MUHAND.
11 : 30	GALHENA KANKANAMG.
13 : 30	
13 : 32	KOSWATHTHA MUHAND.
13 : 34	KOSWATHTHA MUHAND.
15 : 34	
15 : 36	DRABATH M
17 : 36	
17 : 38	DRABATH M
17 : 40	KOSWATHTHA MUHAND.
19 : 40	
19 : 42	DRABATH M
20 : 42	
22 : 42	
22 : 44	KOSWATHTHA MUHAND.
22 : 46	DRABATH M
24 : 46	
24 : 48	DRABATH M
26 : 48	

**SRI - Sri Lanka**

Players		Shots									Punishment				PTS
No	Name	G/S	%	INF	SPS	SPE	DIG	OSG	ONP	P6M	1st	2nd	RC	EX	
1	JAYASIRIGE Rusiru Prabath Jayasiri														
2	GALHENA KANKANAMGE Sanjaya Kumara	3/3	100			3/3									6
3	WEERAKKODI Harsha Prasad de Silva	5/7	71		4/6	1/1									8
4	KOSWATHTHA MUHANDIRAM RAL S. S. B.	12/15	80	0/1	9/10	3/4									24
5	HEWA MALAWIGE Milan Madushan										1				
6	AGAMPUDI Chanaru Madushanka														
8	HETTIGODAGE Anil Dasantha Hettigoda										1				
9	RATHNAYAKA MUDIYANSELAGE N. P. K.	0/1	0			0/1									
10	THILAKARATHNA MUDIYANSELA P. K. T.														
12	DRABATH Madushanka	5/5	100	4/4		1/1									10
	Bench/Team														
<b>Total</b>		25/31	80	4/5	13/16	8/10					2				48

Goalkeeper		Saves								
No	Name	S/S	%	INF	SPS	SPE	DIG	OSG	ONP	P6M
1	JAYASIRIGE Rusiru Prabath Jayasiri	15/29	51	0/1	7/11	8/15	0/1			0/1
2	GALHENA KANKANAMGE Sanjaya Kumara									
9	RATHNAYAKA MUDIYANSELAGE N. P. K.									
<b>Total</b>		15/29	51	0/1	7/11	8/15	0/1			0/1

Time Out	
1st Half	2nd Half

**Referees**

KHLANGDIT Kitisak(THA)	BANDITPIBOON Sompop(THA)	NAKADA Minoru(JPN)	VILLA-REAL FRANQUELLI Joanna (PHI)

**Technical Delegate**

**LEGEND**

%	Efficiency	1st	1st Suspension	2nd	2nd Suspension	DIG	Direct Shots
EX	Exclusions	G/S	Goals/Shots	INF	Inflight Shots	ONP	One Point Shots
OSG	Other Spectacular Shots	PTS	Points	P6M	6 Meters Penalty Shots	RC	Red Card
S/S	Saves/Shots	SPE	Specialist Shots	SPS	Spin Shots		



**Results**  
**Kết quả**  
**QAT 2 - 0 VIE**  
**( 20-10, 24-18 )**

**Game No: 52**

**QAT - Qatar**

Players		Shots										Punishment				PTS
No	Name	G/S	%	INF	SPS	SPE	DIG	OSG	ONP	P6M	1st	2nd	RC	EX		
1	GARBA Ali															
3	MORGAN Ahmed															
4	ABDELHAK Ahmed	7/7	100	7/7								1			14	
6	ZOUAOUI Anis	5/7	71	2/3	3/4										10	
8	HASSAN Mohamed	0/1	0			0/1										
9	DENGUIR Amir	1/3	33	0/1	1/1	0/1									2	
16	MAHFOUZ Mohab															
17	MOHAMED Mutasem															
24	KENAOUI Sid	1/1	100		1/1										2	
90	KAKHI Hani	8/8	100	4/4	3/3	1/1									16	
	Bench/Team															
Total		22/27	81	13/15	8/9	1/3						1			44	

Goalkeeper		Saves								
No	Name	S/S	%	INF	SPS	SPE	DIG	OSG	ONP	P6M
1	GARBA Ali	12/26	46	1/3	6/14	5/9				
16	MAHFOUZ Mohab									
Total		12/26	46	1/3	6/14	5/9				

Time Out	
1st Half	2nd Half
09:25	08:52

**Running Score**

**Qatar - Vietnam**

1st Half	
KAKHI H	2 : 0
	2 : 2 KIM XUAN T
ZOUAOUI A	4 : 2
	4 : 4 la van L
KAKHI H	6 : 4
DENGUIR A	8 : 4
	8 : 6 KIM XUAN T
ABDELHAK A	10 : 6
ABDELHAK A	12 : 6
KAKHI H	14 : 6
	14 : 8 NGUYEN van T
ABDELHAK A	16 : 8
ABDELHAK A	18 : 8
	18 : 10 HUYNH NAM T
ABDELHAK A	20 : 10
2nd Half	
ZOUAOUI A	22 : 10
	22 : 12 la van B
KAKHI H	24 : 12
	24 : 14 HUYNH NAM T
ZOUAOUI A	26 : 14
ZOUAOUI A	28 : 14
KAKHI H	30 : 14
	30 : 16 la van L
KAKHI H	32 : 16
ABDELHAK A	34 : 16
KENAOUI S	36 : 16
	36 : 18 la van L
	36 : 20 KIM XUAN T
ABDELHAK A	38 : 20
	38 : 22 HUYNH NAM T
KAKHI H	40 : 22
	40 : 24 KIM XUAN T
KAKHI H	42 : 24
	42 : 26 la van L
ZOUAOUI A	44 : 26
	44 : 28 KIM XUAN T

**VIE - Vietnam**

Players		Shots										Punishment				PTS
No	Name	G/S	%	INF	SPS	SPE	DIG	OSG	ONP	P6M	1st	2nd	RC	EX		
1	DUONG XUAN Thanh															
3	KIM XUAN Tien	5/6	83		3/4	2/2									10	
4	HUYNH Ky															
5	HOANG van Tien	0/1	0			0/1										
6	NGUYEN van Tung															
7	HUYNH NAM Tien	3/6	50	1/1	2/3	0/2					1				6	
8	la van Lon	4/5	80	1/1	2/3	1/1									8	
9	le van Binh	1/5	20		0/1	1/4									2	
10	NGUYEN van Trong	1/4	25	0/1	1/3						1				2	
11	NGUYEN VU Dung															
	Bench/Team															
Total		14/27	51	2/3	8/14	4/10					2				28	

Goalkeeper		Saves									
No	Name	S/S	%	INF	SPS	SPE	DIG	OSG	ONP	P6M	
1	DUONG XUAN Thanh	5/27	18	2/15	1/9	2/3					
Total		5/27	18	2/15	1/9	2/3					

Time Out	
1st Half	2nd Half
07:31	

**Referees**

TANJI Naser(SYR)	AYDI SYR Yehia(SYR)	MOHAMED SAEED BINASHOUR Saleh(UAE)	HABIBI Alireza(IRI)

**Technical Delegate**

**LEGEND**

%	Efficiency	1st	1st Suspension	2nd	2nd Suspension	DIG	Direct Shots
EX	Exclusions	G/S	Goals/Shots	INF	Inflight Shots	ONP	One Point Shots
OSG	Other Spectacular Shots	PTS	Points	P6M	6 Meters Penalty Shots	RC	Red Card
S/S	Saves/Shots	SPE	Specialist Shots	SPS	Spin Shots		



**Results**  
**Kết quả**  
**OMA 2 - 1 PAK**  
**( 22-21, 16-19, 7-4 )**

**Game No: 55**

**OMA - Oman**

Players		Shots										Punishment				PTS
No	Name	G/S	%	INF	SPS	SPE	DIG	OSG	ONP	P6M	1st	2nd	RC	EX		
2	AL-HADIDI Ashraf Khamis Mohamed															
3	AL-JABRI Hussain Ali Ayil															
11	AL DUGHAIISHI Marwan Saaiyid Khamis	4/7	57	1/2	2/4				1/1						7	
17	AL HARTHI Yasir Said Sulaiman	1/1	100		1/1										2	
18	AL SULEIMANI Mehdi Salim Mohammed										1					
20	AL HASANI Said Hamed Saud	5/7	71		4/5		0/1			1/1					9	
28	AL AZAN Azan Ali Said															
33	AL TAMTAMI Nasr Khamis Halait	10/12	83		7/8	1/1	1/2			1/1					19	
77	AL-KASBI Usama Mohammed Said	1/1	100							1/1					2	
90	AL HASANI As'ad Said Rashid	3/6	50		2/5					1/1					6	
	Bench/Team															
Total		24/34	70	1/2	16/23	1/1	1/3		1/1	4/4	1				45	

Goalkeeper		Saves								
No	Name	S/S	%	INF	SPS	SPE	DIG	OSG	ONP	P6M
3	AL-JABRI Hussain Ali Ayil	10/33	30		7/21	0/2	1/4			2/6
28	AL AZAN Azan Ali Said									
Total		10/33	30		7/21	0/2	1/4			2/6

Time Out	
1st Half	2nd Half
09:52	09:17

**Running Score**

**Oman - Pakistan**

1st Half	
0 : 2	HUSSAIN H
2 : 2	
2 : 4	PERVAIZ MS
4 : 4	
4 : 6	HUSSAIN H
6 : 6	
6 : 8	HUSSAIN M
8 : 8	
8 : 10	HUSSAIN H
8 : 11	PERVAIZ MS
10 : 11	
12 : 11	
12 : 13	HUSSAIN M
14 : 13	
14 : 15	PERVAIZ MS
16 : 15	
16 : 17	HUSSAIN H
18 : 17	
18 : 19	HUSSAIN H
18 : 21	SAEED A
20 : 21	
22 : 21	
2nd Half	
22 : 23	HUSSAIN H
22 : 25	PERVAIZ MS
24 : 25	
26 : 25	
26 : 27	HUSSAIN H
26 : 29	PERVAIZ MS
27 : 29	
27 : 31	ATIF MU
29 : 31	
29 : 33	PERVAIZ MS
29 : 35	PERVAIZ MS
31 : 35	
31 : 37	SAEED A
33 : 37	
35 : 37	
36 : 37	
36 : 39	HUSSAIN H
38 : 39	
38 : 40	HUSSAIN H
Penalty Shoot Out	
38 : 42	HUSSAIN H
40 : 42	
42 : 42	
44 : 42	
44 : 44	YASIN K
45 : 44	

**PAK - Pakistan**

Players		Shots										Punishment				PTS
No	Name	G/S	%	INF	SPS	SPE	DIG	OSG	ONP	P6M	1st	2nd	RC	EX		
1	ALI Tahir	0/2	0		0/1	0/1										
3	HUSSAIN Hazrat	10/11	90		6/7	2/2	1/1			1/1	1				19	
4	SAEED Asim	2/4	50		2/4						1	1	1		4	
5	ULLAH Abid															
6	PERVAIZ Muhammad Shahid	7/10	70		3/5		2/2			2/3					13	
7	ALI Asif															
8	KHAN Rana Waqar										1					
9	YASIN Khawar	1/1	100							1/1					2	
10	ATIF Muhammad Uzair	1/2	50		1/1					0/1					2	
11	HUSSAIN Muzamal	2/6	33		2/5		0/1								4	
	Bench/Team															
Total		23/36	63		14/23	2/3	3/4			4/6	3	1	1		44	

Goalkeeper		Saves									
No	Name	S/S	%	INF	SPS	SPE	DIG	OSG	ONP	P6M	
1	ALI Tahir	8/32	25	1/2	5/21	0/1	2/3		0/1	0/4	
7	ALI Asif										
Total		8/32	25	1/2	5/21	0/1	2/3		0/1	0/4	

Time Out	
1st Half	2nd Half
	09:44

**Referees**

SAJEDI Abdollah(IRI)	MAHMOUDI Ahmadreza(IRI)	N H H ALENEZI Khalaf(KUW)	MOHAMED SAEED BINASHOUR Saleh(UAE)

**Technical Delegate**

**LEGEND**

%	Efficiency	1st	1st Suspension	2nd	2nd Suspension	DIG	Direct Shots
EX	Exclusions	G/S	Goals/Shots	INF	Inflight Shots	ONP	One Point Shots
OSG	Other Spectacular Shots	PTS	Points	P6M	6 Meters Penalty Shots	RC	Red Card
S/S	Saves/Shots	SPE	Specialist Shots	SPS	Spin Shots		



**Results**  
**Kết quả**  
**BRN 2 - 0 HKG**  
**( 26-18, 16-6 )**

**Game No: 45**

**BRN - Bahrain**

Players		Shots									Punishment				PTS
No	Name	G/S	%	INF	SPS	SPE	DIG	OSG	ONP	P6M	1st	2nd	RC	EX	
3	MOHAMED Fahad	1/1	100		1/1										2
4	MAHDI Mahmood	7/11	63	1/1	4/7		0/1	2/2							14
6	AHMED Sayed Shehab	3/5	60	2/2	1/2					0/1					6
7	ABDULLA Salman														
10	ASKANI Bilal	2/4	50	1/2	1/2										4
11	MOHAMED Jaafar	5/5	100		2/2		1/1	2/2							10
12	ALQAIDOOO Husain	1/1	100			1/1									2
15	FARDAN Mohamed										1				
16	ALZAIMOOR Abdulla														
19	ALNASHEET Adam	2/3	66	1/1	1/2										4
20	ALMOULANI Tamim														
	Bench/Team														
<b>Total</b>		21/30	70	5/6	10/16	1/1	1/2	4/4		0/1	1				42

Goalkeeper		Saves								
No	Name	S/S	%	INF	SPS	SPE	DIG	OSG	ONP	P6M
12	ALQAIDOOO Husain	3/5	60		1/3	1/1				1/1
16	ALZAIMOOR Abdulla	9/19	47	3/6	5/7	0/1	1/3	0/1		0/1
<b>Total</b>		12/24	50	3/6	6/10	1/2	1/3	0/1		1/2

Time Out	
1st Half	2nd Half

**Running Score**

**Bahrain - Hong Kong, China**

1st Half	
AHMED SS	2 : 0
	2 : 2 YUEN HY
ALNASHEET A	4 : 2
ASKANI B	6 : 2
MOHAMED J	8 : 2
	8 : 4 LEUNG HM
MOHAMED J	10 : 4
	10 : 6 YIU TW
MAHDI M	12 : 6
	12 : 8 YUEN HY
MOHAMED J	14 : 8
MAHDI M	16 : 8
	16 : 10 CHAN CH
MAHDI M	18 : 10
	18 : 12 YUEN HY
AHMED SS	20 : 12
	20 : 14 LEUNG HM
MAHDI M	22 : 14
	22 : 16 IP KHE
MOHAMED J	24 : 16
	24 : 18 YIU TW
MAHDI M	26 : 18
2nd Half	
AHMED SS	28 : 18
MAHDI M	30 : 18
	30 : 20 IP KHE
ASKANI B	32 : 20
ALNASHEET A	34 : 20
ALQAIDOOO H	36 : 20
MAHDI M	38 : 20
	38 : 22 IP KHE
MOHAMED F	40 : 22
	40 : 24 YU PS
MOHAMED J	42 : 24

**HKG - Hong Kong, China**

Players		Shots									Punishment				PTS
No	Name	G/S	%	INF	SPS	SPE	DIG	OSG	ONP	P6M	1st	2nd	RC	EX	
1	CHAN Chun Ho	1/2	50							1/2	1				2
4	LEUNG Chun Yin	0/1	0	0/1											
7	YU Ping San	1/3	33		1/3										2
9	YEUNG Kong Kiu														
12	LEUNG Huen Ming	2/3	66		1/2		1/1								4
14	YIU Tai Wai	2/3	66	1/2	1/1										4
16	NG Yin Pak														
29	LIN Ming Fai	0/3	0			0/1	0/2								
33	YUEN Hei Yin	3/7	42	1/1	0/3	0/1	1/1	1/1			1				6
40	IP Kwun Hung Eddy	3/7	42	1/2	1/3	1/1	0/1								6
	Bench/Team														
<b>Total</b>		12/29	41	3/6	4/12	1/3	2/5	1/1		1/2	2				24

Goalkeeper		Saves								
No	Name	S/S	%	INF	SPS	SPE	DIG	OSG	ONP	P6M
4	LEUNG Chun Yin	5/26	19	1/6	3/13	0/1	0/1	0/4		1/1
16	NG Yin Pak									
<b>Total</b>		5/26	19	1/6	3/13	0/1	0/1	0/4		1/1

Time Out	
1st Half	2nd Half
	03:23

**Referees**

TANJI Naser(SYR)	AYDI SYR Yehia(SYR)	MOHAMED SAEED BINASHOUR Saleh(UAE)	SANGSUKEELUX Chatchai(THA)

**Technical Delegate**

**LEGEND**

%	Efficiency	1st	1st Suspension	2nd	2nd Suspension	DIG	Direct Shots
EX	Exclusions	G/S	Goals/Shots	INF	Inflight Shots	ONP	One Point Shots
OSG	Other Spectacular Shots	PTS	Points	P6M	6 Meters Penalty Shots	RC	Red Card
S/S	Saves/Shots	SPE	Specialist Shots	SPS	Spin Shots		



**Results**  
Kết quả  
**JPN 2 - 1 THA**  
( 18-24, 23-22, 7-3 )

**Game No: 46**

**JPN - Japan**

Players		Shots									Punishment				PTS
No	Name	G/S	%	INF	SPS	SPE	DIG	OSG	ONP	P6M	1st	2nd	RC	EX	
1	NAKANO Yohei	0/2	0	0/1						0/1					
2	TAKAHASHI Koji	1/2	50		0/1					1/1					2
3	TAKANO Katsuya														
4	TAKARA Yuuki	10/13	76	1/2	6/8					3/3					19
5	TAGAI Motoki	1/1	100							1/1					1
6	HOSOKAWA Tomoaki	10/17	58		4/11	1/1				5/5					20
7	ODA Junya										1	1			
8	OGATA Yuto	3/4	75	0/1	1/1	2/2									6
9	OKUNO Akihiro														
10	HANAMIYA Takumi														
	Bench/Team														
<b>Total</b>		25/39	64	1/4	11/21	3/3				10/11	1	1			48

Goalkeeper		Saves								
No	Name	S/S	%	INF	SPS	SPE	DIG	OSG	ONP	P6M
9	OKUNO Akihiro	11/37	29	1/7	3/10	4/14				3/6
<b>Total</b>		11/37	29	1/7	3/10	4/14				3/6

Time Out	
1st Half	2nd Half
	7:45

**Running Score**

Japan - Thailand	
1st Half	
0 : 2	SRICHAI P
HOSOKAWA T 2 : 2	
2 : 4	SRICHAI P
TAKARA Y 4 : 4	
4 : 6	SRISONG C
4 : 8	SRICHAI P
TAKARA Y 6 : 8	
6 : 10	KONGKA B
TAKARA Y 8 : 10	
8 : 12	JANKRA S
8 : 14	SRICHAI P
TAKARA Y 10 : 14	
10 : 16	SRICHAI P
10 : 18	SRICHAI P
TAKARA Y 12 : 18	
HOSOKAWA T 14 : 18	
14 : 20	JANKRA S
14 : 22	SRICHAI P
OGATA Y 16 : 22	
16 : 23	KONGKA B
TAKARA Y 18 : 23	
18 : 24	SRICHAI P
2nd Half	
HOSOKAWA T 20 : 24	
20 : 26	USUWAN P
OGATA Y 22 : 28	
22 : 30	KONGKA B
HOSOKAWA T 24 : 30	
24 : 32	JANKRA S
HOSOKAWA T 26 : 32	
26 : 34	USUWAN P
HOSOKAWA T 28 : 36	
28 : 36	KONGKA B
HOSOKAWA T 30 : 36	
30 : 38	JANKRA S
TAKARA Y 32 : 38	
TAKARA Y 34 : 38	
34 : 40	KONGKA B
HOSOKAWA T 36 : 40	
36 : 42	SRICHAI P
TAKARA Y 37 : 42	
OGATA Y 39 : 42	
39 : 44	KONGKA B
39 : 46	SRICHAI P
HOSOKAWA T 41 : 46	
Penalty Shoot Out	
43 : 46	
TAKARA Y 43 : 48	
45 : 48	KONGKA B
TAKAHASHI K 47 : 48	
HOSOKAWA T 48 : 48	
TAGAI M 48 : 49	KIRIYA W

**THA - Thailand**

Players		Shots									Punishment				PTS
No	Name	G/S	%	INF	SPS	SPE	DIG	OSG	ONP	P6M	1st	2nd	RC	EX	
8	KHUNNARONG Rattanon										1				
9	SOMBUNJIT Anek	0/2	0		0/2										
10	CHASITTHIDAMRONGSU Kittipun	0/1	0							0/1					
13	USUWAN Phairoj	2/3	66			2/2				0/1					4
15	SRICHAI Puwanart	10/14	71	4/4	0/1	5/7				1/2					19
16	SRISONG Chainarong	1/1	100			1/1									2
20	PUANGSALEE Eakchai														
66	KIRIYA Wiriya	1/1	100							1/1					1
77	JANKRA Sirisak	5/7	71	2/3	3/4						1		1		10
99	KONGKA Bulakorn	7/8	87		4/5	2/2				1/1					13
	Bench/Team														
<b>Total</b>		26/37	70	6/7	7/10	10/14				3/6	2		1		49

Goalkeeper		Saves								
No	Name	S/S	%	INF	SPS	SPE	DIG	OSG	ONP	P6M
16	SRISONG Chainarong	14/39	35	3/4	10/21	0/3				1/11
20	PUANGSALEE Eakchai									
<b>Total</b>		14/39	35	3/4	10/21	0/3				1/11

Time Out	
1st Half	2nd Half
8:37	9:36

**Referees**

MOHAMMED S H AL-HAIL Khalid (QAT)	AL-YAZEEDI Ali(QAT)	N H H ALENEZI Khalaf(KUW)	HABIBI Alireza(IRI)

**Technical Delegate**

**LEGEND**

%	Efficiency	1st	1st Suspension	2nd	2nd Suspension	DIG	Direct Shots
EX	Exclusions	G/S	Goals/Shots	INF	Inflight Shots	ONP	One Point Shots
OSG	Other Spectacular Shots	PTS	Points	P6M	6 Meters Penalty Shots	RC	Red Card
S/S	Saves/Shots	SPE	Specialist Shots	SPS	Spin Shots		



**Results**  
**Kết quả**  
**IND 1 - 2 AFG**  
**( 21-19, 20-23, 8-10 )**

**Game No: 42**

**IND - India**

Players		Shots									Punishment				PTS
No	Name	G/S	%	INF	SPS	SPE	DIG	OSG	ONP	P6M	1st	2nd	RC	EX	
1	MOHAMMAD HAKIM Mohammad Hakim	1/1	100		1/1										2
2	BOOTARAM SATPAL Bootaram Satpal	4/7	57		4/6					0/1					7
3	DEWAN Rahul	1/1	100							1/1					2
4	DAVINDER SINGH Davinder Singh	4/4	100		2/2					2/2	1				8
5	NAIN Ashok	10/14	71	1/1	9/12	0/1									20
6	JAGZAP Mangesh Prakash	0/1	0		0/1										
7	SONAWANE Abhishek Bhaskarrao	5/7	71	1/1	4/5					0/1	1				8
8	MUKESH Mukesh	1/1	100		1/1										2
9	SUNIL KUMAR Sunil Kumar										1	1			
	Bench/Team														
<b>Total</b>		26/36	72	2/2	21/28	0/1				3/5	3	1			49

Goalkeeper		Saves								
No	Name	S/S	%	INF	SPS	SPE	DIG	OSG	ONP	P6M
1	MOHAMMAD HAKIM Mohammad Hakim	6/17	35	1/2	5/14				0/1	
9	SUNIL KUMAR Sunil Kumar	5/25	20	0/1	2/13	1/3			0/2	2/6
<b>Total</b>		11/42	26	1/3	7/27	1/3			0/3	2/6

Time Out	
1st Half	2nd Half
09:43	

**Running Score**

**India - Afghanistan**

1st Half	
NAIN A	2 : 0
DAVINDER SINGH DS	2 : 1 NABIZADA E
SONAWANE AB	4 : 1 NABIZADA E
	5 : 2
	5 : 3 RASOULI F
	5 : 5 BAHAR M
	5 : 6 AHMADI H
NAIN A	7 : 6
	7 : 8 BAHAR M
	7 : 9 AHMADI H
NAIN A	9 : 9
	9 : 11 BAHAR M
MOHAMMAD HAKIM MH	11 : 11
	11 : 13 SALIMI MB
NAIN A	13 : 13
NAIN A	15 : 13
	15 : 15 NABIZADA E
NAIN A	17 : 15
	17 : 17 BAHAR M
BOOTARAM SATPAL BS	19 : 17
SONAWANE AB	21 : 17
	21 : 19 NABIZADA E
2nd Half	
BOOTARAM SATPAL BS	23 : 19
	23 : 21 NABIZADA E
DAVINDER SINGH DS	25 : 21
	25 : 23 RASOULI F
NAIN A	27 : 23
	27 : 24 AHMADI H
BOOTARAM SATPAL BS	29 : 24
NAIN A	31 : 24
	31 : 26 BAHAR M
SONAWANE AB	33 : 26
	33 : 27 AKBARY MZ
	33 : 28 AKBARY MZ
NAIN A	35 : 28
	35 : 30 RASOULI F
	35 : 32 NABIZADA E
	35 : 34 NABIZADA E
SONAWANE AB	36 : 34
	36 : 35 AKBARY MZ
NAIN A	38 : 35
	38 : 37 NABIZADA E
BOOTARAM SATPAL BS	39 : 37
	39 : 39 AHMADI H
	39 : 40 AHMADI H
SONAWANE AB	41 : 40
	41 : 42 AHMADI H
Penalty Shoot Out	
DAVINDER SINGH DS	41 : 44 NABIZADA E
DEWAN R	45 : 44
	45 : 46 BAHAR M
MUKESH M	47 : 46
DAVINDER SINGH DS	47 : 48 RASOULI F
	49 : 48
	49 : 50 NABIZADA E
	49 : 52 BAHAR M

**AFG - Afghanistan**

Players		Shots									Punishment				PTS
No	Name	G/S	%	INF	SPS	SPE	DIG	OSG	ONP	P6M	1st	2nd	RC	EX	
1	SALIMI Mohd Bashir	1/2	50		1/2										2
2	RASOULI Fardin	4/8	50		2/5	1/2				1/1					7
3	BAHAR Mirwais	7/8	87	1/1	5/6					1/1	1				14
4	AFZALI Mohd Bashir										1				
5	NABIZADA Esmatullah	10/12	83	0/1	7/8	1/1				2/2					18
6	AHMADI Habibullah	6/8	75	1/1	3/4				2/2	0/1					8
7	AKBARY Mohammad Zamir	3/4	75		2/2				1/1	0/1					3
	Bench/Team														
<b>Total</b>		31/42	73	2/3	20/27	2/3			3/3	4/6	2				52

Goalkeeper		Saves								
No	Name	S/S	%	INF	SPS	SPE	DIG	OSG	ONP	P6M
2	RASOULI Fardin	5/31	16	0/2	3/24					2/5
<b>Total</b>		5/31	16	0/2	3/24					2/5

Time Out	
1st Half	2nd Half
08:09	09:24

**Referees**

NGUYEN DAC Thinh(VIE)	THACH le Hung(VIE)

**Technical Delegate**

SAMHA Zuhir(SYR)	IRAN Muhammad(PAK)

**LEGEND**

%	Efficiency	1st	1st Suspension	2nd	2nd Suspension	DIG	Direct Shots
EX	Exclusions	G/S	Goals/Shots	INF	Inflight Shots	ONP	One Point Shots
OSG	Other Spectacular Shots	PTS	Points	P6M	6 Meters Penalty Shots	RC	Red Card
S/S	Saves/Shots	SPE	Specialist Shots	SPS	Spin Shots		





**Results**  
Kết quả  
**BRN 2 - 1 THA**  
( 17-14, 12-20, 7-4 )

Game No: 1

**BRN - Bahrain**

Players		Shots										Punishment				PTS
No	Name	G/S	%	INF	SPS	SPE	DIG	OSG	ONP	P6M	1st	2nd	RC	EX		
3	MOHAMED Fahad	1/2	50		0/1					1/1	1					
4	MAHDI Mahmood	4/7	57		2/4			0/1	1/1	1/1						
6	AHMED Sayed Shehab	8/8	100	1/1	4/4		1/1			2/2						
7	ABDULLA Salman															
10	ASKANI Bilal	0/3	0		0/2		0/1				1					
11	MOHAMED Jaafar	2/5	40		1/1		1/3	0/1								
12	ALQAIDOOM Husain	0/1	0							0/1						
15	FARDAN Mohamed	1/1	100	1/1							1	1				
16	ALZAIMOOR Abdulla	1/1	100			1/1										
19	ALNASHEET Adam	3/3	100		1/1		1/1			1/1					1	
20	ALMOULANI Tamim	1/1	100		1/1											
	Bench/Team															
Total		21/32	65	2/2	9/14	1/1	3/6	0/2	1/1	5/6	3	1			1	

**Running Score**

**Bahrain - Thailand**

ALNASHEET A 1 : 0

Goalkeeper		Saves								
No	Name	S/S	%	INF	SPS	SPE	DIG	OSG	ONP	P6M
12	ALQAIDOOM Husain	2/11	18	0/1	1/6		1/3	0/1		
16	ALZAIMOOR Abdulla	4/11	36	1/1	1/2	0/1	1/4	1/2		0/1
Total		6/22	27	1/2	2/8	0/1	2/7	1/3		0/1

Time Out	
1st Half	2nd Half

**THA - Thailand**

Players		Shots										Punishment				PTS
No	Name	G/S	%	INF	SPS	SPE	DIG	OSG	ONP	P6M	1st	2nd	RC	EX		
8	KHUNNARONG Rattanon															
9	SOMBUNJIT Anek	2/2	100	1/1			1/1									
10	CHASITTHIDAMRONGSUK Kittipun															
13	USUWAN Phairoj	3/3	100				2/2			1/1						
15	SRICHAJ Puwanart	5/7	71		0/1	1/1	1/1	0/1		3/3						
16	SRISONG Chainarong															
20	PUANGSALEE Eakchai															
66	KIRIYA Wiriya										1					
77	JANKRA Sirisak	4/6	66	0/1	2/2		1/1	1/2								
99	KONGKA Bulakorn	6/10	60		4/6		0/2	1/1		1/1						
	Bench/Team															
Total		20/28	71	1/2	6/9	1/1	5/7	2/4		5/5	1				0	

Goalkeeper		Saves								
No	Name	S/S	%	INF	SPS	SPE	DIG	OSG	ONP	P6M
16	SRISONG Chainarong	6/27	22	0/2	2/11	0/1	1/4	2/2	0/1	1/6
Total		6/27	22	0/2	2/11	0/1	1/4	2/2	0/1	1/6

Time Out	
1st Half	2nd Half

**Referees**

KASSEM Moukachar(LIB)	MOHAMAD ZIAD Mansour(LIB)	N H H ALENEZI Khalaf(KUW)	NAKADA Minoru(JPN)

**Technical Delegate**

**LEGEND**

%	Efficiency	1st	1st Suspension	2nd	2nd Suspension	DIG	Direct Shots
EX	Exclusions	G/S	Goals/Shots	INF	Inflight Shots	ONP	One Point Shots
OSG	Other Spectacular Shots	PTS	Points	P6M	6 Meters Penalty Shots	RC	Red Card
S/S	Saves/Shots	SPE	Specialist Shots	SPS	Spin Shots		



**Results**  
Kết quả  
**PAK 2 - 0 IND**  
( 27-16, 20-19 )

**Game No: 5**

**PAK - Pakistan**

Players		Shots									Punishment				PTS
No	Name	G/S	%	INF	SPS	SPE	DIG	OSG	ONP	P6M	1st	2nd	RC	EX	
1	ALI Tahir	1/1	100				1/1								2
3	HUSSAIN Hazrat	5/6	83	5/6											10
4	SAEED Asim	3/3	100	2/2	1/1										5
5	ULLAH Abid	2/2	100	2/2											4
6	PERVAIZ Muhammad Shahid	7/7	100	6/6	1/1										14
7	ALI Asif										1				
8	KHAN Rana Waqar														
9	YASIN Khawar	2/2	100	2/2											4
10	ATIF Muhammad Uzair	4/6	66	1/2	3/3					0/1					8
11	HUSSAIN Muzamal														
	Bench/Team														
<b>Total</b>		24/27	88	18/20	5/5		1/1			0/1	1				47

Goalkeeper		Saves								
No	Name	S/S	%	INF	SPS	SPE	DIG	OSG	ONP	P6M
1	ALI Tahir	0/10	0		0/4	0/4	0/2			
7	ALI Asif	1/9	11		1/7		0/1			0/1
<b>Total</b>		1/19	5		1/11	0/4	0/3			0/1

Time Out	
1st Half	2nd Half
1:	

**Running Score**

**Pakistan - India**

1st Half	
YASIN K	2 : 0
HUSSAIN H	4 : 0
PERVAIZ MS	4 : 2 NAIN A
PERVAIZ MS	6 : 2
SAEED A	8 : 2
SAEED A	10 : 2
ATIF MU	10 : 4 DAVINDER SINGH DS
ATIF MU	12 : 4
SAEED A	14 : 4
SAEED A	16 : 4
SAEED A	16 : 6 DAVINDER SINGH DS
SAEED A	17 : 6
PERVAIZ MS	17 : 8 NAIN A
PERVAIZ MS	19 : 8
PERVAIZ MS	19 : 10 SONAWANE AB
PERVAIZ MS	21 : 10
ULLAH A	21 : 12 NAIN A
ULLAH A	21 : 14 BOOTARAM SATPAL BS
YASIN K	23 : 14
PERVAIZ MS	23 : 16 BOOTARAM SATPAL BS
ULLAH A	25 : 16
ULLAH A	27 : 16
2nd Half	
ULLAH A	29 : 16 DAVINDER SINGH DS
ULLAH A	29 : 20 NAIN A
ATIF MU	29 : 22 DAVINDER SINGH DS
ATIF MU	29 : 24 BOOTARAM SATPAL BS
PERVAIZ MS	31 : 24
PERVAIZ MS	31 : 26 BOOTARAM SATPAL BS
ATIF MU	33 : 26
ATIF MU	33 : 28 DAVINDER SINGH DS
HUSSAIN H	35 : 28
HUSSAIN H	35 : 30 BOOTARAM SATPAL BS
HUSSAIN H	37 : 30
HUSSAIN H	39 : 30
HUSSAIN H	39 : 32 DAVINDER SINGH DS
HUSSAIN H	39 : 34 BOOTARAM SATPAL BS
HUSSAIN H	41 : 34
HUSSAIN H	41 : 35 SONAWANE AB
PERVAIZ MS	43 : 35
ALI T	45 : 35
HUSSAIN H	47 : 35

**IND - India**

Players		Shots									Punishment				PTS
No	Name	G/S	%	INF	SPS	SPE	DIG	OSG	ONP	P6M	1st	2nd	RC	EX	
1	MOHAMMAD HAKIM Mohammad Hakim														
2	BOOTARAM SATPAL Bootaram Satpal	6/6	100		5/5		1/1								12
3	DEWAN Rahul														
4	DAVINDER SINGH Davinder Singh	6/6	100		2/2	3/3				1/1	1				12
5	NAIN Ashok	4/5	80		2/3		2/2								8
6	JAGZAP Mangesh Prakash														
7	SONAWANE Abhishek Bhaskarrao	2/2	100		1/1	1/1									3
8	MUKESH Mukesh														
9	SUNIL KUMAR Sunil Kumar														
	Bench/Team														
<b>Total</b>		18/19	94		10/11	4/4	3/3			1/1	1				35

Goalkeeper		Saves								
No	Name	S/S	%	INF	SPS	SPE	DIG	OSG	ONP	P6M
1	MOHAMMAD HAKIM Mohammad Hakim	2/26	7	2/20	0/5		0/1			
9	SUNIL KUMAR Sunil Kumar									
<b>Total</b>		2/26	7	2/20	0/5		0/1			

Time Out	
1st Half	2nd Half
1:	

**Referees**

HONGJUN Cao(CHN)	JIAN Xu(CHN)

**Technical Delegate**

MOHAMED SAEED BINASHOUR Saleh(UAE)	ALJABRI Issa(OMA)

**LEGEND**

%	Efficiency	1st	1st Suspension	2nd	2nd Suspension	DIG	Direct Shots
EX	Exclusions	G/S	Goals/Shots	INF	Inflight Shots	ONP	One Point Shots
OSG	Other Spectacular Shots	PTS	Points	P6M	6 Meters Penalty Shots	RC	Red Card
S/S	Saves/Shots	SPE	Specialist Shots	SPS	Spin Shots		





**Results**  
Kết quả  
**IND 0 - 2 QAT**  
( 14-31, 15-32 )

**Game No: 9**

**IND - India**

Players		Shots									Punishment				PTS
No	Name	G/S	%	INF	SPS	SPE	DIG	OSG	ONP	P6M	1st	2nd	RC	EX	
1	MOHAMMAD HAKIM Mohammad Hakim														
2	BOOTARAM SATPAL Bootaram Satpal	1/1	100		1/1										2
3	DEWAN Rahul														
4	DAVINDER SINGH Davinder Singh	7/9	77		7/9										14
5	NAIN Ashok	4/6	66		4/6						1				7
6	JAGZAP Mangesh Prakash												1		
7	SONAWANE Abhishek Bhaskarrao	2/3	66		1/2					1/1	1				4
8	MUKESH Mukesh														
9	SUNIL KUMAR Sunil Kumar	1/1	100		1/1						1				2
	Bench/Team														
Total		15/20	75		14/19					1/1	3		1		29

Goalkeeper		Saves							
No	Name	S/S	%	INF	SPS	SPE	DIG	OSG	P6M
1	MOHAMMAD HAKIM Mohammad Hakim	0/11	0		0/11				
9	SUNIL KUMAR Sunil Kumar	2/23	8		2/23				
<b>Total</b>		2/34	5		2/34				

Time Out	
1st Half	2nd Half

**Running Score**

**India - Qatar**

1st Half	
NAIN A	2 : 0
DAVINDER SINGH DS	2 : 2 ZOUAOUI A
	4 : 2
	4 : 4 KAKHI H
	4 : 6 HASSAN M
	4 : 8 HASSAN M
DAVINDER SINGH DS	6 : 8
	6 : 10 HASSAN M
DAVINDER SINGH DS	8 : 10
	8 : 12 DENGUIR A
	8 : 14 KAKHI H
	8 : 16 DENGUIR A
DAVINDER SINGH DS	10 : 16
	10 : 18 MOHAMED M
DAVINDER SINGH DS	12 : 18
	12 : 20 MOHAMED M
	12 : 22 MOHAMED M
SUNIL KUMAR SK	14 : 22
	14 : 24 HASSAN M
	14 : 26 ZOUAOUI A
	14 : 28 DENGUIR A
	14 : 30 MOHAMED M
	14 : 31 DENGUIR A
2nd Half	
	14 : 33 HASSAN M
	14 : 35 HASSAN M
	14 : 37 KAKHI H
	14 : 39 HASSAN M
	14 : 41 DENGUIR A
DAVINDER SINGH DS	16 : 41
	16 : 43 ZOUAOUI A
	16 : 45 KAKHI H
SONAWANE AB	18 : 45
	18 : 47 KAKHI H
SONAWANE AB	20 : 47
	20 : 49 ABDELHAK A
NAIN A	22 : 49
	22 : 51 KAKHI H
	22 : 53 ZOUAOUI A
NAIN A	24 : 53
DAVINDER SINGH DS	26 : 53
	26 : 55 MOHAMED M
	26 : 57 KAKHI H
NAIN A	27 : 57
	27 : 59 KAKHI H
	27 : 61 KAKHI H
BOOTARAM SATPAL BS	29 : 61
	29 : 63 DENGUIR A

**QAT - Qatar**

Players		Shots									Punishment				PTS
No	Name	G/S	%	INF	SPS	SPE	DIG	OSG	ONP	P6M	1st	2nd	RC	EX	
1	GARBA Ali														
3	MORGAN Ahmed										1		1		
4	ABDELHAK Ahmed	1/2	50		1/2										2
6	ZOUAOUI Anis	4/7	57		4/7										8
8	HASSAN Mohamed	7/8	87		7/8										14
9	DENGUIR Amir	6/6	100		6/6										11
16	MAHFOUZ Mohab														
17	MOHAMED Mutasem	5/5	100		5/5										10
24	KENAOUI Sid										1				
90	KAKHI Hani	9/9	100		9/9										18
	Bench/Team														
Total		32/37	86		32/37						2		1		63

Goalkeeper		Saves							
No	Name	S/S	%	INF	SPS	SPE	DIG	OSG	P6M
1	GARBA Ali	4/18	22		4/17				0/1
16	MAHFOUZ Mohab								
<b>Total</b>		4/18	22		4/17				0/1

Time Out	
1st Half	2nd Half

**Referees**

KASSEM Moukachar(LIB)	MOHAMAD ZIAD Mansour(LIB)

**Technical Delegate**

SAMHA Zuhir(SYR)	ALJABRI Issa(OMA)

**LEGEND**

%	Efficiency	1st	1st Suspension	2nd	2nd Suspension	DIG	Direct Shots
EX	Exclusions	G/S	Goals/Shots	INF	Inflight Shots	ONP	One Point Shots
OSG	Other Spectacular Shots	PTS	Points	P6M	6 Meters Penalty Shots	RC	Red Card
S/S	Saves/Shots	SPE	Specialist Shots	SPS	Spin Shots		



**Results**  
**Kết quả**  
**PAK 2 - 1 BRN**  
**( 18-19, 21-16, 9-6 )**

**Game No: 14**

**PAK - Pakistan**

Players		Shots									Punishment				PTS
No	Name	G/S	%	INF	SPS	SPE	DIG	OSG	ONP	P6M	1st	2nd	RC	EX	
1	ALI Tahir	1/1	100			1/1									2
3	HUSSAIN Hazrat	4/5	80		2/3	1/1				1/1	1				8
4	SAEED Asim	6/6	100	1/1	1/1	3/3				1/1					11
5	ULLAH Abid	1/1	100							1/1					1
6	PERVAIZ Muhammad Shahid	6/7	85	1/1	3/3					2/3					12
7	ALI Asif														
8	KHAN Rana Waqar														
9	YASIN Khawar	2/4	50		2/3		0/1								4
10	ATIF Muhammad Uzair										1		1		
11	HUSSAIN Muzamal	5/5	100		2/2	2/2				1/1					10
	Bench/Team														
<b>Total</b>		25/29	86	2/2	10/12	7/7	0/1			6/7	2		1		48

Goalkeeper		Saves								
No	Name	S/S	%	INF	SPS	SPE	DIG	OSG	ONP	P6M
1	ALI Tahir	3/24	12		1/13	0/4			0/1	2/6
7	ALI Asif									
<b>Total</b>		3/24	12		1/13	0/4			0/1	2/6

Time Out	
1st Half	2nd Half

**BRN - Bahrain**

Players		Shots									Punishment				PTS
No	Name	G/S	%	INF	SPS	SPE	DIG	OSG	ONP	P6M	1st	2nd	RC	EX	
3	MOHAMED Fahad	1/1	100							1/1					2
4	MAHDI Mahmood	2/3	66		1/2					1/1	1				4
6	AHMED Sayed Shehab	7/11	63		5/8	1/1				1/2					14
7	ABDULLA Salman														
10	ASKANI Bilal	4/6	66		1/2	2/2			1/1	0/1					7
11	MOHAMED Jaafar	5/6	83		4/5	1/1									10
12	ALQAIDOOO Husain														
15	FARDAN Mohamed														
16	ALZAIMOOR Abdulla														
19	ALNASHEET Adam	2/3	66		1/2					1/1					4
20	ALMOULANI Tamim										1				
	Bench/Team														
<b>Total</b>		21/30	70		12/19	4/4			1/1	4/6	2				41

Goalkeeper		Saves								
No	Name	S/S	%	INF	SPS	SPE	DIG	OSG	ONP	P6M
12	ALQAIDOOO Husain	2/27	7	0/2	0/10	0/7	1/1			1/7
16	ALZAIMOOR Abdulla									
<b>Total</b>		2/27	7	0/2	0/10	0/7	1/1			1/7

Time Out	
1st Half	2nd Half

**Running Score**

**Pakistan - Bahrain**

1st Half	
PERVAIZ MS	2 : 0
YASIN K	4 : 0
	4 : 2 AHMED SS
	4 : 4 ASKANI B
YASIN K	6 : 4
	6 : 6 MAHDI M
	6 : 8 AHMED SS
HUSSAIN H	8 : 8
	8 : 10 AHMED SS
HUSSAIN H	10 : 10
	10 : 12 AHMED SS
HUSSAIN M	12 : 12
	12 : 14 MOHAMED J
	12 : 16 MOHAMED J
HUSSAIN M	14 : 16
SAEED A	16 : 16
	16 : 18 ASKANI B
SAEED A	18 : 18
	18 : 19 ASKANI B
2nd Half	
ALI T	20 : 19
HUSSAIN H	22 : 19
	22 : 21 AHMED SS
	22 : 23 ASKANI B
SAEED A	24 : 23
	24 : 25 MOHAMED J
SAEED A	26 : 25
HUSSAIN M	28 : 25
	28 : 27 MOHAMED J
PERVAIZ MS	30 : 27
	30 : 29 ALNASHEET A
PERVAIZ MS	32 : 29
	32 : 31 AHMED SS
HUSSAIN M	34 : 31
PERVAIZ MS	36 : 31
	36 : 33 AHMED SS
PERVAIZ MS	38 : 33
SAEED A	39 : 33
	39 : 35 MOHAMED J
Penalty Shoot Out	
HUSSAIN H	41 : 35
SAEED A	43 : 35
	43 : 37 MAHDI M
PERVAIZ MS	45 : 37
	45 : 39 ALNASHEET A
ULLAH A	46 : 39
	46 : 41 MOHAMED F
HUSSAIN M	48 : 41

**Referees**

GHULOOM BAQER Fadhil Ahmed (UAE)	SALEM HASSAN MOHAMMAD Ismail(UAE)	N H H ALENEZI Khalaf(KUW)	SAMHA Zuhir(SYR)

**Technical Delegate**

**LEGEND**

%	Efficiency	1st	1st Suspension	2nd	2nd Suspension	DIG	Direct Shots
EX	Exclusions	G/S	Goals/Shots	INF	Inflight Shots	ONP	One Point Shots
OSG	Other Spectacular Shots	PTS	Points	P6M	6 Meters Penalty Shots	RC	Red Card
S/S	Saves/Shots	SPE	Specialist Shots	SPS	Spin Shots		



**Results**  
**Kết quả**  
**BRN 2 - 0 IND**  
**( 28-18, 17-14 )**

**Game No: 20**

**BRN - Bahrain**

Players		Shots									Punishment				PTS
No	Name	G/S	%	INF	SPS	SPE	DIG	OSG	ONP	P6M	1st	2nd	RC	EX	
3	MOHAMED Fahad	1/1	100		1/1										2
4	MAHDI Mahmood	5/8	62		4/6		1/1	0/1							9
6	AHMED Sayed Shehab	4/4	100	2/2	2/2										8
10	ASKANI Bilal	5/5	100	3/3	1/1					1/1					10
11	MOHAMED Jaafar	8/10	80	3/5			3/3	2/2							16
12	ALQAIDOOM Husain	1/1	100			1/1									2
15	FARDAN Mohamed	1/1	100		1/1						1				2
16	ALZAIMOOR Abdulla	1/2	50	1/1		0/1									2
19	ALNASHEET Adam	2/2	100	1/1			1/1								4
20	ALMOULANI Tamim										1				
	Bench/Team														
<b>Total</b>		28/34	82	10/12	9/11	1/2	5/5	2/3		1/1	2				55

Goalkeeper		Saves								
No	Name	S/S	%	INF	SPS	SPE	DIG	OSG	ONP	P6M
12	ALQAIDOOM Husain	1/19	5	0/1	0/10	0/4	1/2	0/1		0/1
16	ALZAIMOOR Abdulla	0/1	0		0/1					
<b>Total</b>		1/20	5	0/1	0/11	0/4	1/2	0/1		0/1

Time Out	
1st Half	2nd Half

**Running Score**

Bahrain - India	
1st Half	
ALZAIMOOR A	2 : 0
ASKANI B	4 : 0
	SONAWANE AB
ALNASHEET A	6 : 2
ALQAIDOOM H	8 : 2
	SUNIL KUMAR SK
AHMED SS	10 : 4
	SONAWANE AB
MAHDI M	12 : 6
	SONAWANE AB
	MOHAMMAD HAKIM MH
ASKANI B	14 : 10
ALNASHEET A	16 : 10
	MOHAMMAD HAKIM MH
MOHAMED J	18 : 12
	DAVINDER SINGH DS
AHMED SS	20 : 14
	DAVINDER SINGH DS
AHMED SS	22 : 16
	MOHAMMAD HAKIM MH
MAHDI M	24 : 18
ASKANI B	26 : 18
FARDAN M	28 : 18
2nd Half	
ASKANI B	30 : 18
	SONAWANE AB
ASKANI B	32 : 20
	SUNIL KUMAR SK
MOHAMED J	34 : 22
	SONAWANE AB
MOHAMED F	36 : 24
	DAVINDER SINGH DS
MAHDI M	38 : 26
	SONAWANE AB
MOHAMED J	40 : 28
	SUNIL KUMAR SK
MAHDI M	42 : 30
MOHAMED J	44 : 30
MAHDI M	45 : 30
	BOOTARAM SATPAL BS
MOHAMED J	47 : 32
MOHAMED J	49 : 32
	DEWAN R
MOHAMED J	51 : 34
	SUNIL KUMAR SK
MOHAMED J	53 : 36
	SONAWANE AB
AHMED SS	55 : 38

**IND - India**

Players		Shots									Punishment				PTS
No	Name	G/S	%	INF	SPS	SPE	DIG	OSG	ONP	P6M	1st	2nd	RC	EX	
1	MOHAMMAD HAKIM Mohammad Hakim	3/4	75		0/1	2/2		1/1							6
2	BOOTARAM SATPAL Bootaram Satpal	1/3	33		1/3										2
3	DEWAN Rahul	1/3	33		1/3										2
4	DAVINDER SINGH Davinder Singh	3/4	75		2/3					1/1					6
5	NAIN Ashok														
6	JAGZAP Mangesh Prakash														
7	SONAWANE Abhishek Bhaskarrao	7/8	87		7/8										14
8	MUKESH Mukesh														
9	SUNIL KUMAR Sunil Kumar	4/6	66	1/1		2/2	1/3								8
	Bench/Team														
<b>Total</b>		19/28	67	1/1	11/18	4/4	1/3	1/1		1/1					38

Goalkeeper		Saves								
No	Name	S/S	%	INF	SPS	SPE	DIG	OSG	ONP	P6M
1	MOHAMMAD HAKIM Mohammad Hakim	3/23	13	0/8	1/6	1/2	0/4	1/2		0/1
9	SUNIL KUMAR Sunil Kumar	1/9	11	0/2	1/5		0/1	0/1		
<b>Total</b>		4/32	12	0/10	2/11	1/2	0/5	1/3		0/1

Time Out	
1st Half	2nd Half

**Referees**

TANJI Naser(SYR)	AYDI SYR Yehia(SYR)

**Technical Delegate**

SAMHA Zuhir(SYR)	ALJABRI Issa(OMA)

**LEGEND**

%	Efficiency	1st	1st Suspension	2nd	2nd Suspension	DIG	Direct Shots
EX	Exclusions	G/S	Goals/Shots	INF	Inflight Shots	ONP	One Point Shots
OSG	Other Spectacular Shots	PTS	Points	P6M	6 Meters Penalty Shots	RC	Red Card
S/S	Saves/Shots	SPE	Specialist Shots	SPS	Spin Shots		



**Results**  
**Kết quả**  
**QAT 2 - 0 THA**  
**( 23-15, 17-14 )**

**Game No: 24**

**QAT - Qatar**

Players		Shots										Punishment				PTS
No	Name	G/S	%	INF	SPS	SPE	DIG	OSG	ONP	P6M	1st	2nd	RC	EX		
1	GARBA Ali															
3	MORGAN Ahmed															
4	ABDELHAK Ahmed	2/2	100	2/2											3	
6	ZOUAOUI Anis	10/11	90	0/1	9/9		1/1								16	
8	HASSAN Mohamed	6/7	85	3/4			3/3								12	
9	DENGUIR Amir	1/1	100		1/1										1	
16	MAHFOUZ Mohab	1/1	100			1/1									2	
17	MOHAMED Mutasem	2/2	100	1/1			1/1								4	
24	KENAOUI Sid															
90	KAKHI Hani	1/5	20		0/2		0/1	1/2							2	
	Bench/Team															
Total		23/29	79	6/8	10/12	1/1	5/6	1/2							40	

Goalkeeper		Saves								
No	Name	S/S	%	INF	SPS	SPE	DIG	OSG	ONP	P6M
1	GARBA Ali	6/14	42	2/3	1/4		2/4	1/1		0/2
16	MAHFOUZ Mohab	7/14	50	3/7	2/2		1/3	0/1		1/1
Total		13/28	46	5/10	3/6		3/7	1/2		1/3

Time Out	
1st Half	2nd Half
08:57	09:39

**Running Score**

**Qatar - Thailand**

1st Half	
0 : 2	JANKRA S
0 : 3	SRICHAI P
ZOUAOUI A 2 : 3	
2 : 5	SOMBUNJIT A
HASSAN M 4 : 5	
4 : 7	SOMBUNJIT A
HASSAN M 6 : 7	
ZOUAOUI A 8 : 7	
ZOUAOUI A 10 : 7	
10 : 9	SRICHAI P
HASSAN M 12 : 9	
KAKHI H 14 : 9	
14 : 11	KIRIYA W
ZOUAOUI A 16 : 11	
DENGUIR A 17 : 11	
17 : 13	KONGKA B
ZOUAOUI A 18 : 13	
ZOUAOUI A 19 : 13	
HASSAN M 21 : 13	
MAHFOUZ M 23 : 13	
23 : 15	USUWAN P
2nd Half	
ABDELHAK A 24 : 15	
24 : 17	USUWAN P
MOHAMED M 26 : 17	
26 : 19	USUWAN P
ZOUAOUI A 28 : 19	
ZOUAOUI A 30 : 19	
ABDELHAK A 32 : 19	
32 : 21	JANKRA S
ZOUAOUI A 33 : 21	
33 : 23	USUWAN P
ZOUAOUI A 34 : 23	
34 : 25	USUWAN P
MOHAMED M 36 : 25	
HASSAN M 38 : 25	
HASSAN M 40 : 25	
40 : 27	USUWAN P
40 : 29	SRICHAI P

**THA - Thailand**

Players		Shots										Punishment				PTS
No	Name	G/S	%	INF	SPS	SPE	DIG	OSG	ONP	P6M	1st	2nd	RC	EX		
9	SOMBUNJIT Anek	2/5	40	0/2			2/3									4
10	CHASITTHIDAMRONGSUK Kittipun															
13	USUWAN Phairoj	6/7	85	4/5			2/2									12
15	SRICHAI Puwanart	3/5	60		1/1		0/1			2/3						5
16	SRISONG Chainarong	0/1	0				0/1									
20	PUANGSALEE Eakchai															
66	KIRIYA Wiriya	1/3	33		1/3											2
77	JANKRA Sirisak	2/4	50	1/1	0/1			1/2								4
99	KONGKA Bulakorn	1/3	33	0/2	1/1						1					2
	Bench/Team															
Total		15/28	53	5/10	3/6		4/7	1/2		2/3	1					29

Goalkeeper		Saves								
No	Name	S/S	%	INF	SPS	SPE	DIG	OSG	ONP	P6M
16	SRISONG Chainarong	2/4	50	0/1	1/1		1/2			
20	PUANGSALEE Eakchai	2/23	8	1/6	0/10	0/1	0/4	1/2		
Total		4/27	14	1/7	1/11	0/1	1/6	1/2		

Time Out	
1st Half	2nd Half
07:44	

**Referees**

SAJEDI Abdollah(IRI)	MAHMOUDI Ahmadreza(IRI)	MOHAMED SAEED BINASHOUR Saleh(UAE)	HABIBI Alireza(IRI)

**Technical Delegate**

**LEGEND**

%	Efficiency	1st	1st Suspension	2nd	2nd Suspension	DIG	Direct Shots
EX	Exclusions	G/S	Goals/Shots	INF	Inflight Shots	ONP	One Point Shots
OSG	Other Spectacular Shots	PTS	Points	P6M	6 Meters Penalty Shots	RC	Red Card
S/S	Saves/Shots	SPE	Specialist Shots	SPS	Spin Shots		



**Results**  
Kết quả  
**THA 0 - 2 PAK**  
( 20-24, 14-26 )

**Game No: 26**

**THA - Thailand**

Players		Shots									Punishment				PTS
No	Name	G/S	%	INF	SPS	SPE	DIG	OSG	ONP	P6M	1st	2nd	RC	EX	
8	KHUNNARONG Rattanon										1				
9	SOMBUNJIT Anek	2/2	100		2/2										4
10	CHASITTHIDAMRONGSUK Kittipun														
13	USUWAN Phairoj	3/3	100		1/1	1/1	1/1								6
15	SRICHAJ Puwanart	7/11	63	1/2	5/7	0/1	1/1								14
16	SRISONG Chainarong														
20	PUANGSALEE Eakchai														
66	KIRIYA Wiriya	0/2	0	0/1	0/1										
77	JANKRA Sirisak	3/7	42	1/1	2/6										6
99	KONGKA Bulakorn	2/5	40		1/4		1/1								4
	Bench/Team														
<b>Total</b>		17/30	56	2/4	11/21	1/2	3/3				1				34

Goalkeeper		Saves								
No	Name	S/S	%	INF	SPS	SPE	DIG	OSG	ONP	P6M
16	SRISONG Chainarong									
20	PUANGSALEE Eakchai	5/32	15		1/17	1/2	3/12			0/1
<b>Total</b>		5/32	15		1/17	1/2	3/12			0/1

Time Out	
1st Half	2nd Half
9:55	8:12

**PAK - Pakistan**

Players		Shots									Punishment				PTS
No	Name	G/S	%	INF	SPS	SPE	DIG	OSG	ONP	P6M	1st	2nd	RC	EX	
1	ALI Tahir	3/3	100		1/1		2/2								5
3	HUSSAIN Hazrat	5/8	62		5/5	0/1	0/2								10
4	SAEED Asim	6/6	100		3/3		3/3								11
5	ULLAH Abid														
6	PERVAIZ Muhammad Shahid	9/10	90		3/3	1/1	4/5			1/1					17
7	ALI Asif														
8	KHAN Rana Waqar														
9	YASIN Khawar	0/1	0				0/1								
10	ATIF Muhammad Uzair	0/1	0		0/1										
11	HUSSAIN Muzamal	4/4	100		4/4						1				7
	Bench/Team														
<b>Total</b>		27/33	81		16/17	1/2	9/13			1/1	1				50

Goalkeeper		Saves								
No	Name	S/S	%	INF	SPS	SPE	DIG	OSG	ONP	P6M
1	ALI Tahir	7/24	29	2/4	4/15	1/2	0/3			
7	ALI Asif									
<b>Total</b>		7/24	29	2/4	4/15	1/2	0/3			

Time Out	
1st Half	2nd Half
	9:46

**Running Score**

Thailand - Pakistan	
1st Half	
0 : 2	PERVAIZ MS
SRICHAJ P 2 : 2	
2 : 4	HUSSAIN H
SRICHAJ P 4 : 4	
4 : 6	PERVAIZ MS
SRICHAJ P 6 : 6	
6 : 8	PERVAIZ MS
SRICHAJ P 8 : 8	
8 : 10	SAEED A
8 : 12	ALI T
SOMBUNJIT A 10 : 12	
10 : 14	HUSSAIN M
10 : 16	PERVAIZ MS
KONGKA B 12 : 16	
12 : 18	HUSSAIN H
USUWAN P 14 : 18	
JANKRA S 16 : 18	
16 : 20	SAEED A
16 : 22	HUSSAIN M
SRICHAJ P 18 : 22	
18 : 24	SAEED A
JANKRA S 20 : 24	
2nd Half	
USUWAN P 22 : 24	
22 : 25	ALI T
KONGKA B 24 : 25	
24 : 27	PERVAIZ MS
24 : 29	PERVAIZ MS
USUWAN P 26 : 29	
26 : 31	HUSSAIN H
JANKRA S 28 : 31	
28 : 33	HUSSAIN H
SRICHAJ P 30 : 33	
30 : 35	SAEED A
SRICHAJ P 32 : 35	
32 : 36	HUSSAIN M
SOMBUNJIT A 34 : 36	
34 : 38	HUSSAIN H
34 : 40	HUSSAIN M
34 : 42	SAEED A
34 : 44	ALI T
34 : 46	PERVAIZ MS
34 : 47	PERVAIZ MS
34 : 48	SAEED A
34 : 50	PERVAIZ MS

**Referees**

HONGJUN Cao(CHN)	JIAN Xu(CHN)	TAWAKOLI Dawud(IRI)	SAMHA Zuhir(SYR)

**Technical Delegate**

**LEGEND**

%	Efficiency	1st	1st Suspension	2nd	2nd Suspension	DIG	Direct Shots
EX	Exclusions	G/S	Goals/Shots	INF	Inflight Shots	ONP	One Point Shots
OSG	Other Spectacular Shots	PTS	Points	P6M	6 Meters Penalty Shots	RC	Red Card
S/S	Saves/Shots	SPE	Specialist Shots	SPS	Spin Shots		



**Results**  
**Kết quả**  
**BRN 1 - 2 QAT**  
**( 17-16, 18-22, 6-9 )**

**Game No: 30**

**BRN - Bahrain**

Players		Shots									Punishment				PTS
No	Name	G/S	%	INF	SPS	SPE	DIG	OSG	ONP	P6M	1st	2nd	RC	EX	
3	MOHAMED Fahad	0/1	0							0/1					
4	MAHDI Mahmood	7/9	77	1/1	5/7					1/1					14
6	AHMED Sayed Shehab	8/13	61		5/9					3/4					15
10	ASKANI Bilal	5/7	71	1/1		3/5				1/1					10
11	MOHAMED Jaafar	1/3	33		0/2	1/1									2
12	ALQAIDOOM Husain														
15	FARDAN Mohamed										1				
16	ALZAIMOOR Abdulla														
19	ALNASHEET Adam	0/1	0							0/1					
20	ALMOULANI Tamim										1				
	Bench/Team														
<b>Total</b>		21/34	61	2/2	10/18	4/6				5/8	2				41

Goalkeeper		Saves								
No	Name	S/S	%	INF	SPS	SPE	DIG	OSG	ONP	P6M
12	ALQAIDOOM Husain									
16	ALZAIMOOR Abdulla	9/33	27	1/7	3/11	4/9	1/1			0/5
<b>Total</b>		9/33	27	1/7	3/11	4/9	1/1			0/5

Time Out	
1st Half	2nd Half

**Running Score**

**Bahrain - Qatar**

1st Half	
0 : 2	MOHAMED M
2 : 2	ASKANI B
2 : 4	MOHAMED M
4 : 4	MAHDI M
6 : 4	ASKANI B
6 : 6	KAKHI H
8 : 6	AHMED SS
8 : 8	KAKHI H
10 : 8	AHMED SS
10 : 10	KAKHI H
12 : 10	AHMED SS
14 : 10	AHMED SS
14 : 12	HASSAN M
14 : 14	MOHAMED M
16 : 14	ASKANI B
16 : 16	DENGUIR A
17 : 16	AHMED SS
2nd Half	
17 : 18	ZOUAOUI A
19 : 18	MAHDI M
19 : 20	HASSAN M
21 : 20	MOHAMED J
23 : 20	MAHDI M
23 : 22	ZOUAOUI A
23 : 24	ZOUAOUI A
23 : 26	ZOUAOUI A
25 : 26	MAHDI M
25 : 28	DENGUIR A
27 : 28	AHMED SS
27 : 30	ZOUAOUI A
29 : 30	AHMED SS
29 : 32	HASSAN M
31 : 32	MAHDI M
31 : 34	HASSAN M
31 : 36	DENGUIR A
33 : 36	MAHDI M
33 : 38	HASSAN M
35 : 38	ASKANI B
Penalty Shoot Out	
35 : 40	ZOUAOUI A
37 : 40	AHMED SS
37 : 42	KAKHI H
39 : 42	ASKANI B
39 : 44	HASSAN M
39 : 46	DENGUIR A
41 : 46	MAHDI M
41 : 47	ABDELHAK A

**QAT - Qatar**

Players		Shots									Punishment				PTS
No	Name	G/S	%	INF	SPS	SPE	DIG	OSG	ONP	P6M	1st	2nd	RC	EX	
1	GARBA Ali														
3	MORGAN Ahmed										1				
4	ABDELHAK Ahmed	1/3	33		0/1	0/1				1/1					1
6	ZOUAOUI Anis	6/8	75	2/2	3/5					1/1					12
8	HASSAN Mohamed	6/7	85			5/6				1/1					12
9	DENGUIR Amir	4/6	66	2/3	1/1	0/1				1/1					8
16	MAHFOUZ Mohab												1		
17	MOHAMED Mutasem	3/4	75	2/3	1/1										6
24	KENAUI Sid										1				
90	KAKHI Hani	4/6	66		3/3	0/1	0/1			1/1					8
	Bench/Team														
<b>Total</b>		24/34	70	6/8	8/11	5/9	0/1			5/5	2		1		47

Goalkeeper		Saves								
No	Name	S/S	%	INF	SPS	SPE	DIG	OSG	ONP	P6M
1	GARBA Ali									
16	MAHFOUZ Mohab	12/33	36	0/2	7/17	2/6				3/8
<b>Total</b>		12/33	36	0/2	7/17	2/6				3/8

Time Out	
1st Half	2nd Half
9:49	9:17

**Referees**

KASSEM Moukachar(LIB)	MOHAMAD ZIAD Mansour(LIB)	MOHAMED SAEED BINASHOUR Saleh(UAE)	SAMHA Zuhir(SYR)

**Technical Delegate**

**LEGEND**

%	Efficiency	1st	1st Suspension	2nd	2nd Suspension	DIG	Direct Shots
EX	Exclusions	G/S	Goals/Shots	INF	Inflight Shots	ONP	One Point Shots
OSG	Other Spectacular Shots	PTS	Points	P6M	6 Meters Penalty Shots	RC	Red Card
S/S	Saves/Shots	SPE	Specialist Shots	SPS	Spin Shots		





**Results**  
**Kết quả**  
**THA 2 - 0 IND**  
**( 29-24, 26-18 )**

**Game No: 35**

**THA - Thailand**

Players		Shots										Punishment				PTS
No	Name	G/S	%	INF	SPS	SPE	DIG	OSG	ONP	P6M	1st	2nd	RC	EX		
8	KHUNNARONG Rattanon															
9	SOMBUNJIT Anek	6/8	75	2/2	2/3	2/3										12
10	CHASITTHIDAMRONGSUK Kittipun	1/1	100	1/1												2
13	USUWAN Phairoj	4/5	80	2/3	1/1	1/1										8
15	SRICHAJ Puwanart	9/11	81	2/3	4/4	1/2				2/2						18
16	SRISONG Chainarong															
20	PUANGSALEE Eakchai															
66	KIRIYA Wiriya															
77	JANKRA Sirisak	4/6	66		4/6											8
99	KONGKA Bulakorn	4/6	66		2/3	1/1				1/2						7
	Bench/Team															
<b>Total</b>		28/37	75	7/9	13/17	5/7				3/4						55

Goalkeeper		Saves									
No	Name	S/S	%	INF	SPS	SPE	DIG	OSG	ONP	P6M	
16	SRISONG Chainarong	16/39	41	1/2	8/17	6/15	0/4			1/1	
20	PUANGSALEE Eakchai										
<b>Total</b>		16/39	41	1/2	8/17	6/15	0/4			1/1	

Time Out	
1st Half	2nd Half
	9:22

**IND - India**

Players		Shots										Punishment				PTS
No	Name	G/S	%	INF	SPS	SPE	DIG	OSG	ONP	P6M	1st	2nd	RC	EX		
1	MOHAMMAD HAKIM Mohammad Hakim	2/2	100				2/2									4
2	BOOTARAM SATPAL Bootaram Satpal	7/11	63		5/9	1/1	1/1									12
3	DEWAN Rahul	0/1	0		0/1											
4	DAVINDER SINGH Davinder Singh	3/5	60	1/1	2/3					0/1	1	1				6
5	NAIN Ashok	9/14	64		1/1	7/12	1/1									18
6	JAGZAP Mangesh Prakash										1					
7	SONAWANE Abhishek Bhaskarrao	2/7	28	0/1	1/4	1/2										2
8	MUKESH Mukesh															
9	SUNIL KUMAR Sunil Kumar															
	Bench/Team															
<b>Total</b>		23/40	57	1/2	9/18	9/15	4/4			0/1	2	1				42

Goalkeeper		Saves									
No	Name	S/S	%	INF	SPS	SPE	DIG	OSG	ONP	P6M	
1	MOHAMMAD HAKIM Mohammad Hakim	8/36	22	1/8	4/17	2/7				1/4	
9	SUNIL KUMAR Sunil Kumar										
<b>Total</b>		8/36	22	1/8	4/17	2/7				1/4	

Time Out	
1st Half	2nd Half
7:34	

**Running Score**

Thailand - India	
<b>1st Half</b>	
SOMBUNJIT A	2 : 0
	2 : 2 NAIN A
SRICHAJ P	4 : 2
SRICHAJ P	6 : 2
	6 : 4 NAIN A
SRICHAJ P	8 : 4
	8 : 5 SONAWANE AB
SOMBUNJIT A	10 : 5
USUWAN P	12 : 5
SRICHAJ P	14 : 5
SOMBUNJIT A	16 : 5
	16 : 7 NAIN A
	16 : 9 NAIN A
	16 : 11 NAIN A
	16 : 13 BOOTARAM SATPAL BS
SRICHAJ P	18 : 13
SRICHAJ P	20 : 13
	20 : 15 BOOTARAM SATPAL BS
SRICHAJ P	22 : 15
	22 : 17 BOOTARAM SATPAL BS
SOMBUNJIT A	24 : 17
	24 : 18 BOOTARAM SATPAL BS
CHASITTHIDAMRONG	26 : 18
	26 : 20 NAIN A
	26 : 22 DAVINDER SINGH DS
	26 : 24 MOHAMMAD HAKIM MH
USUWAN P	28 : 24
KONGKA B	29 : 24
<b>2nd Half</b>	
	29 : 26 DAVINDER SINGH DS
JANKRA S	31 : 26
	31 : 28 DAVINDER SINGH DS
JANKRA S	33 : 28
SOMBUNJIT A	35 : 28
	35 : 30 NAIN A
	35 : 31 BOOTARAM SATPAL BS
KONGKA B	37 : 31
	37 : 32 SONAWANE AB
KONGKA B	39 : 32
	39 : 34 BOOTARAM SATPAL BS
JANKRA S	41 : 34
	41 : 36 BOOTARAM SATPAL BS
	41 : 38 MOHAMMAD HAKIM MH
	41 : 40 NAIN A
SOMBUNJIT A	43 : 40
	43 : 42 NAIN A
SRICHAJ P	45 : 42
KONGKA B	47 : 42
SRICHAJ P	49 : 42
JANKRA S	51 : 42
USUWAN P	53 : 42
USUWAN P	55 : 42

**Referees**

HONGJUN Cao(CHN)	JIAN Xu(CHN)	NAKADA Minoru(JPN)	VILLA-REAL FRANQUELLI Joanna (PHI)

**Technical Delegate**

**LEGEND**

%	Efficiency	1st	1st Suspension	2nd	2nd Suspension	DIG	Direct Shots
EX	Exclusions	G/S	Goals/Shots	INF	Inflight Shots	ONP	One Point Shots
OSG	Other Spectacular Shots	PTS	Points	P6M	6 Meters Penalty Shots	RC	Red Card
S/S	Saves/Shots	SPE	Specialist Shots	SPS	Spin Shots		



**Results**  
Kết quả  
**QAT 2 - 0 PAK**  
( 14-11, 19-12 )

Game No: 37

**QAT - Qatar**

Players		Shots									Punishment				PTS
No	Name	G/S	%	INF	SPS	SPE	DIG	OSG	ONP	P6M	1st	2nd	RC	EX	
1	GARBA Ali														
3	MORGAN Ahmed											1			
4	ABDELHAK Ahmed	2/7	28		2/7										4
6	ZOUAOUI Anis	4/6	66		4/6										8
8	HASSAN Mohamed	3/3	100		2/2	1/1									6
9	DENGUIR Amir	5/5	100		5/5										9
24	KENAOUI Sid	1/1	100		1/1										2
90	KAKHI Hani	2/5	40		2/5										4
	Bench/Team														
<b>Total</b>		17/27	62		16/26	1/1					1				33

Goalkeeper		Saves								
No	Name	S/S	%	INF	SPS	SPE	DIG	OSG	ONP	P6M
1	GARBA Ali	2/14	14		1/9	1/4				0/1
<b>Total</b>		2/14	14		1/9	1/4				0/1

Time Out	
1st Half	2nd Half
09:29	08:51

**Running Score**

**Qatar - Pakistan**

1st Half	
0 : 2	ATIF MU
0 : 3	ATIF MU
KAKHI H	2 : 3
ZOUAOUI A	4 : 3
	4 : 5 PERVAIZ MS
ABDELHAK A	6 : 5
	6 : 7 YASIN K
HASSAN M	8 : 7
	8 : 9 HUSSAIN H
ABDELHAK A	10 : 9
ZOUAOUI A	12 : 9
MOHAMED M	14 : 9
MOHAMED M	16 : 9
MOHAMED M	18 : 9
KENAOUI S	20 : 9
	20 : 11 ATIF MU
2nd Half	
HASSAN M	22 : 11
	22 : 13 HUSSAIN H
KAKHI H	24 : 13
	24 : 15 HUSSAIN M
ZOUAOUI A	26 : 15
ZOUAOUI A	28 : 15
DENGUIR A	30 : 15
HASSAN M	32 : 15
DENGUIR A	33 : 15
	33 : 17 HUSSAIN H
DENGUIR A	35 : 17
	35 : 19 HUSSAIN H
DENGUIR A	37 : 19
DENGUIR A	39 : 19
	39 : 21 ATIF MU
	39 : 23 HUSSAIN H

**PAK - Pakistan**

Players		Shots									Punishment				PTS
No	Name	G/S	%	INF	SPS	SPE	DIG	OSG	ONP	P6M	1st	2nd	RC	EX	
1	ALI Tahir														
3	HUSSAIN Hazrat	5/5	100		4/4	1/1					1				10
4	SAEED Asim	0/1	0		0/1						1				
5	ULLAH Abid														
6	PERVAIZ Muhammad Shahid	1/2	50							1/2					2
7	ALI Asif														
8	KHAN Rana Waqar														
9	YASIN Khawar	1/2	50		0/1	1/1					1	1			2
10	ATIF Muhammad Uzair	4/6	66		3/4	1/2									7
11	HUSSAIN Muzamal	1/1	100		1/1										2
	Bench/Team														
<b>Total</b>		12/17	70		8/11	3/4				1/2	3	1			23

Goalkeeper		Saves								
No	Name	S/S	%	INF	SPS	SPE	DIG	OSG	ONP	P6M
1	ALI Tahir	8/25	32		8/24	0/1				
7	ALI Asif									
<b>Total</b>		8/25	32		8/24	0/1				

Time Out	
1st Half	2nd Half
	09:51

**Referees**

GHULOOM BAQER Fadhil Ahmed (UAE)	SALEM HASSAN MOHAMMAD Ismail(UAE)	N H H ALENEZI Khalaf(KUW)	SANGSUKEELUX Chatchai(THA)

**Technical Delegate**

**LEGEND**

%	Efficiency	1st	1st Suspension	2nd	2nd Suspension	DIG	Direct Shots
EX	Exclusions	G/S	Goals/Shots	INF	Inflight Shots	ONP	One Point Shots
OSG	Other Spectacular Shots	PTS	Points	P6M	6 Meters Penalty Shots	RC	Red Card
S/S	Saves/Shots	SPE	Specialist Shots	SPS	Spin Shots		





**Results**  
Kết quả  
**JPN 1 - 2 HKG**  
( 17-12, 11-17, 4-5 )

Game No: 2

**JPN - Japan**

Players		Shots									Punishment				PTS
No	Name	G/S	%	INF	SPS	SPE	DIG	OSG	ONP	P6M	1st	2nd	RC	EX	
1	NAKANO Yohei	1/1	100	1/1											2
2	TAKAHASHI Koji	1/3	33		1/2					0/1					2
3	TAKANO Katsuya														
4	TAKARA Yuuki	4/9	44		3/7			1/1		0/1					6
5	TAGAI Motoki	1/1	100						1/1						2
6	HOSOKAWA Tomoaki	6/7	85		5/6				1/1	1/1	1		1		12
7	ODA Junya										1				
8	OGATA Yuto	3/4	75				2/2			1/2					6
9	OKUNO Akihiro	1/1	100		1/1										2
10	HANAMIYA Takumi														
	Bench/Team														
<b>Total</b>		17/26	65	1/1	10/16		2/2	1/1		3/6	2		1		32

Goalkeeper		Saves								
No	Name	S/S	%	INF	SPS	SPE	DIG	OSG	ONP	P6M
9	OKUNO Akihiro	5/23	21	0/3	1/6	1/1	1/5	1/4		1/4
<b>Total</b>		5/23	21	0/3	1/6	1/1	1/5	1/4		1/4

Time Out	
1st Half	2nd Half

**Running Score**

**Japan - Hong Kong, China**

1st Half	
0 : 2	YUEN HY
0 : 4	IP KHE
TAKARA Y	2 : 4
OKUNO A	4 : 4
TAKARA Y	6 : 4
OGATA Y	8 : 4
	8 : 6
TAKARA Y	9 : 6
	9 : 8
HOSOKAWA T	11 : 8
HOSOKAWA T	13 : 8
	13 : 10
HOSOKAWA T	15 : 10
HOSOKAWA T	17 : 10
HOSOKAWA T	17 : 12
	17 : 12
	17 : 14
HOSOKAWA T	19 : 14
	19 : 16
NAKANO Y	21 : 16
	21 : 18
	21 : 19
HOSOKAWA T	23 : 19
	23 : 21
OGATA Y	25 : 21
	25 : 23
TAKAHASHI K	27 : 23
	27 : 25
	27 : 27
TAKARA Y	28 : 27
	28 : 29
Penalty Shoot Out	
	28 : 31
	28 : 33
OGATA Y	30 : 33
	30 : 34
TAGAI M	32 : 34

**HKG - Hong Kong, China**

Players		Shots									Punishment				PTS
No	Name	G/S	%	INF	SPS	SPE	DIG	OSG	ONP	P6M	1st	2nd	RC	EX	
1	CHAN Chun Ho	1/1	100							1/1					2
4	LEUNG Chun Yin														
7	YU Ping San	4/9	44	1/1	1/4	0/1		1/2		1/1					8
9	YEUNG Kong Kiu	1/1	100		1/1										2
12	LEUNG Huen Ming	2/2	100		1/1					1/1					3
14	YIU Tai Wai														
16	NG Yin Pak														
29	LIN Ming Fai	2/6	33	0/1	1/1		1/2			0/2					3
33	YUEN Hei Yin	4/5	80		1/1		1/1	2/2		0/1					8
40	IP Kwun Hung Eddy	4/6	66	2/2			2/4								8
	Bench/Team														
<b>Total</b>		18/30	60	3/4	5/8	0/1	4/7	3/4		3/6					34

Goalkeeper		Saves								
No	Name	S/S	%	INF	SPS	SPE	DIG	OSG	ONP	P6M
4	LEUNG Chun Yin	3/20	15	0/1	3/13		0/2	0/1		0/3
16	NG Yin Pak									
<b>Total</b>		3/20	15	0/1	3/13		0/2	0/1		0/3

Time Out	
1st Half	2nd Half

**Referees**

KHLANGDIT Kitisak(THA)	BANDITPIBOON Sompop(THA)

**Technical Delegate**

MOHAMED SAEED BINASHOUR Saleh(UAE)	SANGSUKEELUX Chatchai(THA)

**LEGEND**

%	Efficiency	1st	1st Suspension	2nd	2nd Suspension	DIG	Direct Shots
EX	Exclusions	G/S	Goals/Shots	INF	Inflight Shots	ONP	One Point Shots
OSG	Other Spectacular Shots	PTS	Points	P6M	6 Meters Penalty Shots	RC	Red Card
S/S	Saves/Shots	SPE	Specialist Shots	SPS	Spin Shots		



**Results**  
**Kết quả**  
**OMA 2 - 0 SRI**  
**( 18-11, 21-10 )**

**Game No: 6**

**OMA - Oman**

Players		Shots									Punishment				PTS
No	Name	G/S	%	INF	SPS	SPE	DIG	OSG	ONP	P6M	1st	2nd	RC	EX	
2	AL-HADIDI Ashraf Khamis Mohamed	3/3	100			3/3									6
3	AL-JABRI Hussain Ali Ayil														
11	AL DUGHAIISHI Marwan Saaiyid Khamis	1/1	100		1/1										2
17	AL HARTHI Yasir Said Sulaiman														
18	AL SULEIMANI Mehdi Salim Mohammed														
20	AL HASANI Said Hamed Saud	1/1	100		1/1										2
28	AL AZAN Azan Ali Said														
33	AL TAMTAMI Nasr Khamis Halait	8/10	80		8/10										13
77	AL-KASBI Usama Mohammed Said	4/4	100		4/4										8
90	AL HASANI As'ad Said Rashid	4/5	80		3/4					1/1					8
	Bench/Team														
Total		21/24	87		17/20	3/3				1/1					39

Goalkeeper		Saves							
No	Name	S/S	%	INF	SPS	SPE	DIG	OSG	P6M
2	AL-HADIDI Ashraf Khamis Mohamed								
3	AL-JABRI Hussain Ali Ayil	1/13	7		0/10	1/2			0/1
28	AL AZAN Azan Ali Said								
<b>Total</b>		<b>1/13</b>	<b>7</b>		<b>0/10</b>	<b>1/2</b>			<b>0/1</b>

Time Out	
1st Half	2nd Half

**Running Score**

**Oman - Sri Lanka**

1st Half	
0 : 2	WEERAKKODI HPDS
0 : 4	WEERAKKODI HPDS
0 : 5	WEERAKKODI HPDS
0 : 6	KOSWATHTHA MUHAND.
2 : 6	
4 : 6	
6 : 6	
7 : 6	
9 : 6	
9 : 8	WEERAKKODI HPDS
10 : 8	
10 : 10	KOSWATHTHA MUHAND.
12 : 10	
14 : 10	
16 : 10	
16 : 11	THILAKARATHNA MUD.
18 : 11	
2nd Half	
18 : 12	THILAKARATHNA MUD.
20 : 12	THILAKARATHNA MUD.
20 : 13	
22 : 13	
24 : 13	
26 : 13	
28 : 13	
30 : 13	
30 : 15	KOSWATHTHA MUHAND.
30 : 17	THILAKARATHNA MUD.
31 : 17	
31 : 18	WEERAKKODI HPDS
33 : 18	
35 : 18	
35 : 19	WEERAKKODI HPDS
37 : 19	
39 : 19	
39 : 21	WEERAKKODI HPDS

**SRI - Sri Lanka**

Players		Shots										Punishment				PTS
No	Name	G/S	%	INF	SPS	SPE	DIG	OSG	ONP	P6M	1st	2nd	RC	EX		
1	JAYASIRIGE Rusiru Prabath Jayasiri															
2	GALHENA KANKANAMGE Sanjaya Kumara	0/1	0			0/1										
3	WEERAKKODI Harsha Prasad de Silva	7/8	87		7/8										11	
4	KOSWATHTHA MUHANDIRAM RAL S. S. B.	3/3	100		1/1	1/1				1/1					5	
5	HEWA MALAWIGE Milan Madushan															
6	AGAMPUDI Chanaru Madushanka															
8	HETTIGODAGE Anil Dasantha Hettigoda															
9	RATHNAYAKA MUDIYANSELAGE N. P. K.															
10	THILAKARATHNA MUDIYANSELA P. K. T.	4/5	80		4/5										5	
	Bench/Team															
Total		14/17	82		12/14	1/2				1/1					21	

Goalkeeper		Saves							
No	Name	S/S	%	INF	SPS	SPE	DIG	OSG	P6M
1	JAYASIRIGE Rusiru Prabath Jayasiri								
2	GALHENA KANKANAMGE Sanjaya Kumara	0/21	0		0/17	0/3			0/1
9	RATHNAYAKA MUDIYANSELAGE N. P. K.								
<b>Total</b>		<b>0/21</b>	<b>0</b>		<b>0/17</b>	<b>0/3</b>			<b>0/1</b>

Time Out	
1st Half	2nd Half

**Referees**

SAJEDI Abdollah(IRI)	MAHMOUDI Ahmadreza(IRI)	MOHAMED SAEED BINASHOUR Saleh(UAE)	IMRAN Muhammad(PAK)

**Technical Delegate**

**LEGEND**

<b>%</b> Efficiency	<b>1st</b> 1st Suspension	<b>2nd</b> 2nd Suspension	<b>DIG</b> Direct Shots
<b>EX</b> Exclusions	<b>G/S</b> Goals/Shots	<b>INF</b> Inflight Shots	<b>ONP</b> One Point Shots
<b>OSG</b> Other Spectacular Shots	<b>PTS</b> Points	<b>P6M</b> 6 Meters Penalty Shots	<b>RC</b> Red Card
<b>S/S</b> Saves/Shots	<b>SPE</b> Specialist Shots	<b>SPS</b> Spin Shots	



**Results**  
Kết quả  
**VIE 2 - 0 AFG**  
( 32-17, 19-8 )

**Game No: 8**

**VIE - Vietnam**

Players		Shots									Punishment				PTS
No	Name	G/S	%	INF	SPS	SPE	DIG	OSG	ONP	P6M	1st	2nd	RC	EX	
1	DUONG XUAN Thanh														
3	KIM XUAN Tien	7/7	100	2/2	3/3			2/2							12
4	HUYNH Ky														
5	HOANG van Tien	6/6	100	5/5	1/1										11
6	NGUYEN van Tung											1			
7	HUYNH NAM Tien	5/8	62	0/3	1/1			4/4							9
8	Ia van Lon	2/3	66		2/2			0/1							4
9	Ie van Binh	1/2	50		1/1		0/1								2
10	NGUYEN van Trong	7/9	77	1/2	2/3			4/4							13
11	NGUYEN VU Dung										1				
	Bench/Team														
Total		28/35	80	8/12	10/11		0/1	10/11			1	1			51

Goalkeeper		Saves							
No	Name	S/S	%	INF	SPS	SPE	DIG	OSG	P6M
1	DUONG XUAN Thanh	5/16	31	2/4	1/6	0/1	1/3	0/1	1/1
<b>Total</b>		5/16	31	2/4	1/6	0/1	1/3	0/1	1/1

Time Out	
1st Half	2nd Half

**AFG - Afghanistan**

Players		Shots									Punishment				PTS
No	Name	G/S	%	INF	SPS	SPE	DIG	OSG	ONP	P6M	1st	2nd	RC	EX	
1	SALIMI Mohd Bashir														
2	RASOULI Fardin	6/9	66	2/4	1/1	1/1	2/3								12
3	BAHAR Mirwais	1/3	33	0/1	1/1					0/1					2
4	AFZALI Mohd Bashir														
5	NABIZADA Esmatullah	4/8	50		4/6			0/1		0/1				1	8
6	AHMADI Habibullah	2/2	100		1/1			1/1							3
7	AKBARY Mohammad Zamir														
	Bench/Team														
Total		13/22	59	2/5	7/9	1/1	2/3	1/2		0/2				1	25

Goalkeeper		Saves							
No	Name	S/S	%	INF	SPS	SPE	DIG	OSG	P6M
2	RASOULI Fardin	6/28	21	3/11	1/5		1/1	1/11	
<b>Total</b>		6/28	21	3/11	1/5		1/1	1/11	

Time Out	
1st Half	2nd Half

**Running Score**

**Vietnam - Afghanistan**

1st Half	
Ia van L	2 : 0
HUYNH NAM T	3 : 0
KIM XUAN T	5 : 0
	5 : 2 RASOULI F
NGUYEN van T	7 : 2
	7 : 4 AHMADI H
KIM XUAN T	9 : 4
HOANG van T	11 : 4
	11 : 6 NABIZADA E
Ie van B	13 : 6
HUYNH NAM T	15 : 6
	15 : 8 RASOULI F
NGUYEN van T	17 : 8
	17 : 10 NABIZADA E
HUYNH NAM T	19 : 10
	19 : 12 RASOULI F
NGUYEN van T	21 : 12
	21 : 14 RASOULI F
HOANG van T	23 : 14
	23 : 16 RASOULI F
HOANG van T	24 : 16
	26 : 16
KIM XUAN T	27 : 16
NGUYEN van T	29 : 16
	29 : 16
KIM XUAN T	30 : 16
HUYNH NAM T	32 : 16
	32 : 17 AHMADI H
2nd Half	
NGUYEN van T	34 : 17
HOANG van T	36 : 17
	36 : 19 RASOULI F
KIM XUAN T	38 : 19
Ia van L	40 : 19
	40 : 21 NABIZADA E
HUYNH NAM T	42 : 21
HOANG van T	44 : 21
	44 : 23 BAHAR M
KIM XUAN T	46 : 23
	46 : 25 NABIZADA E
HOANG van T	48 : 25
KIM XUAN T	49 : 25
NGUYEN van T	51 : 25

**Referees**

GHULOOM BAQER Fadhil Ahmed (UAE)	SALEM HASSAN MOHAMMAD Ismail(UAE)

**Technical Delegate**

N H H ALENEZI Khalaf(KUW)	SANGSUKEELUX Chatchai(THA)

**LEGEND**

%	Efficiency	1st	1st Suspension	2nd	2nd Suspension	DIG	Direct Shots
EX	Exclusions	G/S	Goals/Shots	INF	Inflight Shots	ONP	One Point Shots
OSG	Other Spectacular Shots	PTS	Points	P6M	6 Meters Penalty Shots	RC	Red Card
S/S	Saves/Shots	SPE	Specialist Shots	SPS	Spin Shots		



**Results**  
**Kết quả**  
**HKG 2 - 0 AFG**  
**( 19-9, 22-14 )**

**Game No: 12**

**HKG - Hong Kong, China**

Players		Shots									Punishment				PTS
No	Name	G/S	%	INF	SPS	SPE	DIG	OSG	ONP	P6M	1st	2nd	RC	EX	
1	CHAN Chun Ho	1/1	100						1/1		1				1
4	LEUNG Chun Yin	4/4	100		1/1	3/3									8
7	YU Ping San	1/2	50		1/2										2
9	YEUNG Kong Kiu														
12	LEUNG Huen Ming	2/2	100		2/2										3
14	YIU Tai Wai	1/1	100			1/1									2
16	NG Yin Pak														
29	LIN Ming Fai	5/8	62		4/7	1/1									9
33	YUEN Hei Yin	3/4	75		3/4										6
40	IP Kwun Hung Eddy	5/6	83		0/1	5/5									10
	Bench/Team														
<b>Total</b>		<b>22/28</b>	<b>78</b>		<b>11/17</b>	<b>10/10</b>			<b>1/1</b>		<b>1</b>				<b>41</b>

Goalkeeper		Saves								
No	Name	S/S	%	INF	SPS	SPE	DIG	OSG	ONP	P6M
4	LEUNG Chun Yin	2/16	12		2/10	0/4			0/2	
16	NG Yin Pak									
<b>Total</b>		<b>2/16</b>	<b>12</b>		<b>2/10</b>	<b>0/4</b>			<b>0/2</b>	

Time Out	
1st Half	2nd Half
	600:

**Running Score**

**Hong Kong, China - Afghanistan**

1st Half	
IP KHE	2 : 0
LIN MF	4 : 0
IP KHE	6 : 0
	6 : 2 RASOULI F
	6 : 3 NABIZADA E
LEUNG HM	7 : 3
LEUNG CY	9 : 3
	9 : 5 AHMADI H
YIU TW	11 : 5
LEUNG CY	13 : 5
	13 : 6 AFZALI MB
	13 : 7 NABIZADA E
LIN MF	15 : 7
	15 : 9 AHMADI H
YU PS	17 : 9
YUEN HY	19 : 9
2nd Half	
LIN MF	21 : 9
LEUNG CY	23 : 9
	23 : 11 RASOULI F
	23 : 13 NABIZADA E
IP KHE	25 : 13
	25 : 15 SALIMI MB
YUEN HY	27 : 15
LEUNG HM	29 : 15
	29 : 17 RASOULI F
IP KHE	31 : 17
LEUNG CY	33 : 17
CHAN CH	34 : 17
	34 : 19 BAHAR M
LIN MF	35 : 19
	35 : 21 AHMADI H
	35 : 22 NABIZADA E
IP KHE	37 : 22
LIN MF	39 : 22
	39 : 23 AFZALI MB
YUEN HY	41 : 23

**AFG - Afghanistan**

Players		Shots									Punishment				PTS
No	Name	G/S	%	INF	SPS	SPE	DIG	OSG	ONP	P6M	1st	2nd	RC	EX	
1	SALIMI Mohd Bashir	1/1	100		1/1										2
2	RASOULI Fardin	3/3	100			3/3									6
3	BAHAR Mirwais	1/3	33		0/2	1/1									2
4	AFZALI Mohd Bashir	2/2	100		1/1				1/1		1				2
5	NABIZADA Esmatullah	4/6	66		3/5				1/1						5
6	AHMADI Habibullah	3/5	60		3/5										6
7	AKBARY Mohammad Zamir														
	Bench/Team														
<b>Total</b>		<b>14/20</b>	<b>70</b>		<b>8/14</b>	<b>4/4</b>			<b>2/2</b>		<b>1</b>				<b>23</b>

Goalkeeper		Saves								
No	Name	S/S	%	INF	SPS	SPE	DIG	OSG	ONP	P6M
2	RASOULI Fardin	1/23	4		1/12	0/10			0/1	
<b>Total</b>		<b>1/23</b>	<b>4</b>		<b>1/12</b>	<b>0/10</b>			<b>0/1</b>	

Time Out	
1st Half	2nd Half
	915:

**Referees**

KHLANGDIT Kitisak(THA)	BANDITPIBOON Sompop(THA)	MOHAMED SAEED BINASHOUR Saleh(UAE)	HABIBI Alireza(IRI)

**Technical Delegate**

**LEGEND**

%	Efficiency	1st	1st Suspension	2nd	2nd Suspension	DIG	Direct Shots
EX	Exclusions	G/S	Goals/Shots	INF	Inflight Shots	ONP	One Point Shots
OSG	Other Spectacular Shots	PTS	Points	P6M	6 Meters Penalty Shots	RC	Red Card
S/S	Saves/Shots	SPE	Specialist Shots	SPS	Spin Shots		



**Results**  
**Kết quả**  
**SRI 1 - 2 VIE**  
**( 14-25, 17-16, 6-8 )**

**Game No: 13**

**SRI - Sri Lanka**

Players		Shots									Punishment				PTS
No	Name	G/S	%	INF	SPS	SPE	DIG	OSG	ONP	P6M	1st	2nd	RC	EX	
1	JAYASIRIGE Rusiru Prabath Jayasiri	1/1	100				1/1								2
2	GALHENA KANKANAMGE Sanjaya Kumara	1/6	16				1/6								2
3	WEERAKKODI Harsha Prasad de Silva	8/9	88	1/1	5/5		2/2			0/1					15
4	KOSWATHTHA MUHANDIRAM RAL S. S. B.	6/12	50		4/8	1/1	1/3								12
5	HEWA MALAWIGE Milan Madushan	0/2	0				0/2								
6	AGAMPODI Chanaru Madushanka	1/1	100		1/1										2
8	HETTIGODAGE Anil Dasantha Hettigoda	1/1	100		1/1										2
9	RATHNAYAKA MUDIYANSELAGA N. P. K.	1/1	100			1/1									2
10	THILAKARATHNA MUDIYANSELA P. K. T.	0/1	0		0/1										
Bench/Team															
<b>Total</b>		19/34	55	1/1	11/16	2/2	5/14			0/1					37

Goalkeeper		Saves								
No	Name	S/S	%	INF	SPS	SPE	DIG	OSG	ONP	P6M
1	JAYASIRIGE Rusiru Prabath Jayasiri									
2	GALHENA KANKANAMGE Sanjaya Kumara	4/29	13	1/3	2/17		1/8			0/1
9	RATHNAYAKA MUDIYANSELAGA N. P. K.	2/2	100				2/2			
<b>Total</b>		6/31	19	1/3	2/17		3/10			0/1

Time Out	
1st Half	2nd Half
1:	

**Running Score**

**Sri Lanka - Vietnam**

1st Half	
0 : 2	NGUYEN van T
0 : 4	HOANG van T
2 : 4	
2 : 6	KIM XUAN T
2 : 8	NGUYEN van T
4 : 8	
4 : 10	le van B
6 : 10	
8 : 10	
8 : 12	HUYNH NAM T
8 : 14	la van L
10 : 14	
10 : 16	NGUYEN van T
12 : 16	
12 : 18	le van B
12 : 20	NGUYEN van T
12 : 22	le van B
14 : 22	
14 : 24	la van L
14 : 25	KIM XUAN T
2nd Half	
14 : 27	le van B
14 : 29	NGUYEN van T
14 : 31	la van L
16 : 31	
18 : 31	
18 : 33	la van L
20 : 33	
22 : 33	
22 : 35	NGUYEN van T
22 : 37	la van L
24 : 37	
26 : 37	
26 : 39	NGUYEN van T
28 : 39	
30 : 39	
30 : 41	KIM XUAN T
31 : 41	
Penalty Shoot Out	
31 : 43	HUYNH NAM T
33 : 43	
35 : 43	
35 : 45	NGUYEN VU D
37 : 45	
37 : 47	la van L
37 : 49	HUYNH NAM T

**VIE - Vietnam**

Players		Shots									Punishment				PTS
No	Name	G/S	%	INF	SPS	SPE	DIG	OSG	ONP	P6M	1st	2nd	RC	EX	
1	DUONG XUAN Thanh														
3	KIM XUAN Tien	3/6	50	0/1	2/3		1/2								5
4	HUYNH Ky														
5	HOANG van Tien	1/2	50				1/2				1				2
6	NGUYEN van Tung														
7	HUYNH NAM Tien	3/5	60		2/2		0/2			1/1					6
8	la van Lon	6/7	85	1/1	4/4		1/2								12
9	le van Binh	4/5	80	1/1	1/1		2/3								8
10	NGUYEN van Trong	7/10	70		5/7		2/3								14
11	NGUYEN VU Dung	1/1	100		1/1										2
Bench/Team															
<b>Total</b>		25/36	69	2/3	15/18		7/14			1/1	1				49

Goalkeeper		Saves								
No	Name	S/S	%	INF	SPS	SPE	DIG	OSG	ONP	P6M
1	DUONG XUAN Thanh	13/32	40	0/1	5/16	0/2	8/13			
<b>Total</b>		13/32	40	0/1	5/16	0/2	8/13			

Time Out	
1st Half	2nd Half
1:	

**Referees**

TANJI Naser(SYR)	AYDI SYR Yehia(SYR)	MOHAMED SAEED BINASHOUR Saleh(UAE)	IMRAN Muhammad(PAK)

**Technical Delegate**

**LEGEND**

%	Efficiency	1st	1st Suspension	2nd	2nd Suspension	DIG	Direct Shots
EX	Exclusions	G/S	Goals/Shots	INF	Inflight Shots	ONP	One Point Shots
OSG	Other Spectacular Shots	PTS	Points	P6M	6 Meters Penalty Shots	RC	Red Card
S/S	Saves/Shots	SPE	Specialist Shots	SPS	Spin Shots		



**Results**  
**Kết quả**  
**OMA 2 - 0 JPN**  
**( 25-14, 26-7 )**

**Game No: 16**

**OMA - Oman**

Players		Shots									Punishment				PTS
No	Name	G/S	%	INF	SPS	SPE	DIG	OSG	ONP	P6M	1st	2nd	RC	EX	
2	AL-HADIDI Ashraf Khamis Mohamed														
3	AL-JABRI Hussain Ali Ayil														
11	AL DUGHAIISHI Marwan Saaiyid Khamis	3/3	100			3/3									6
17	AL HARTHI Yasir Said Sulaiman														
18	AL SULEIMANI Mehdi Salim Mohammed										1		1		
20	AL HASANI Said Hamed Saud	9/10	90		8/9	1/1					1				17
28	AL AZAN Azan Ali Said														
33	AL TAMTAMI Nasr Khamis Halait	8/10	80		5/6	3/4									16
77	AL-KASBI Usama Mohammed Said	1/2	50	0/1		1/1									2
90	AL HASANI As'ad Said Rashid	5/9	55	0/1	0/2	5/6									10
	Bench/Team														
Total		26/34	76	0/2	13/17	13/15					2		1		51

Goalkeeper		Saves								
No	Name	S/S	%	INF	SPS	SPE	DIG	OSG	ONP	P6M
3	AL-JABRI Hussain Ali Ayil	9/20	45		2/6	5/12				2/2
28	AL AZAN Azan Ali Said									
Total		9/20	45		2/6	5/12				2/2

Time Out	
1st Half	2nd Half

**Running Score**

**Oman - Japan**

1st Half	
AL TAMTAMI NKH	2 : 0
AL HASANI ASR	4 : 0
AL DUGHAIISHI MSK	6 : 0
	6 : 2 HOSOKAWA T
AL HASANI ASR	8 : 2
	8 : 4 TAGAI M
AL HASANI SHS	10 : 4
AL HASANI SHS	12 : 4
AL TAMTAMI NKH	14 : 4
	14 : 6 HOSOKAWA T
AL TAMTAMI NKH	16 : 6
AL HASANI SHS	18 : 6
	18 : 8 TAKARA Y
	18 : 10 TAKARA Y
	18 : 12 HOSOKAWA T
AL TAMTAMI NKH	20 : 12
	20 : 14 TAGAI M
AL HASANI SHS	22 : 14
AL HASANI SHS	24 : 14
AL HASANI SHS	25 : 14
2nd Half	
AL DUGHAIISHI MSK	27 : 14
AL TAMTAMI NKH	29 : 14
	29 : 16 HOSOKAWA T
AL HASANI ASR	31 : 16
AL HASANI SHS	33 : 16
AL HASANI ASR	35 : 16
AL DUGHAIISHI MSK	37 : 16
AL TAMTAMI NKH	39 : 16
	39 : 18 HOSOKAWA T
AL-KASBI UMS	41 : 18
AL TAMTAMI NKH	43 : 18
	43 : 19 TAKAHASHI K
AL HASANI SHS	45 : 19
AL TAMTAMI NKH	47 : 19
AL HASANI ASR	49 : 19
	49 : 21 TAKARA Y
AL HASANI SHS	51 : 21

**JPN - Japan**

Players		Shots										Punishment				PTS
No	Name	G/S	%	INF	SPS	SPE	DIG	OSG	ONP	P6M	1st	2nd	RC	EX		
1	NAKANO Yohei															
2	TAKAHASHI Koji	1/4	25		1/3	0/1									1	
3	TAKANO Katsuya															
4	TAKARA Yuuki	3/8	37		1/1	2/6				0/1					6	
5	TAGAI Motoki	2/2	100		1/1	1/1									4	
6	HOSOKAWA Tomoaki	5/11	45		1/5	4/5				0/1					10	
7	ODA Junya															
8	OGATA Yuto	0/3	0		0/2	0/1										
9	OKUNO Akihiro															
10	HANAMIYA Takumi															
	Bench/Team															
Total		11/28	39		4/12	7/14				0/2					21	

Goalkeeper		Saves								
No	Name	S/S	%	INF	SPS	SPE	DIG	OSG	ONP	P6M
9	OKUNO Akihiro	2/28	7	1/1	1/14	0/13				
Total		2/28	7	1/1	1/14	0/13				

Time Out	
1st Half	2nd Half

**Referees**

MOHAMMED S H AL-HAIL Khalid (QAT)	AL-YAZEEDI Ali(QAT)

**Technical Delegate**

TAWAKOLI Dawud(IRI)	SANGSUKEELUX Chatchai(THA)

**LEGEND**

%	Efficiency	1st	1st Suspension	2nd	2nd Suspension	DIG	Direct Shots
EX	Exclusions	G/S	Goals/Shots	INF	Inflight Shots	ONP	One Point Shots
OSG	Other Spectacular Shots	PTS	Points	P6M	6 Meters Penalty Shots	RC	Red Card
S/S	Saves/Shots	SPE	Specialist Shots	SPS	Spin Shots		





**Results**  
**Kết quả**  
**JPN 2 - 0 SRI**  
**( 18-16, 16-15 )**

**Game No: 18**

**JPN - Japan**

Players		Shots									Punishment				PTS
No	Name	G/S	%	INF	SPS	SPE	DIG	OSG	ONP	P6M	1st	2nd	RC	EX	
1	NAKANO Yohei	3/5	60		1/1	2/4									6
2	TAKAHASHI Koji	1/1	100			1/1									2
3	TAKANO Katsuya														
4	TAKARA Yuuki	4/7	57		2/3	0/2				2/2					8
5	TAGAI Motoki	1/2	50							1/2					2
6	HOSOKAWA Tomoaki	4/7	57		1/4	2/2	1/1								8
7	ODA Junya										1				
8	OGATA Yuto	4/4	100			4/4									8
9	OKUNO Akihiro														
10	HANAMIYA Takumi														
	Bench/Team														
Total		17/26	65		4/8	9/13	1/1			3/4	1				34

Goalkeeper		Saves							
No	Name	S/S	%	INF	SPS	SPE	DIG	OSG	P6M
9	OKUNO Akihiro	3/20	15		1/15	2/2			0/1 0/2
<b>Total</b>		3/20	15		1/15	2/2			0/1 0/2

Time Out	
1st Half	2nd Half
09:38	09:45

**Running Score**

Japan - Sri Lanka	
1st Half	
0 : 2	WEERAKKODI HPDS
NAKANO Y	2 : 2
2 : 4	GALHENA KANKANAMGE
HOSOKAWA T	4 : 4
4 : 5	WEERAKKODI HPDS
NAKANO Y	6 : 5
6 : 6	KOSWATHTHA MUHAND.
6 : 8	DRABATH M
OGATA Y	8 : 8
HOSOKAWA T	10 : 8
10 : 10	KOSWATHTHA MUHAND.
10 : 12	DRABATH M
10 : 14	KOSWATHTHA MUHAND.
TAKARA Y	12 : 14
TAKARA Y	14 : 14
TAGAI M	16 : 14
TAKAHASHI K	18 : 14
18 : 16	DRABATH M
2nd Half	
HOSOKAWA T	20 : 16
20 : 18	GALHENA KANKANAMGE
OGATA Y	22 : 18
22 : 20	KOSWATHTHA MUHAND.
NAKANO Y	24 : 20
24 : 22	WEERAKKODI HPDS
OGATA Y	26 : 24
26 : 25	KOSWATHTHA MUHAND.
HOSOKAWA T	28 : 25
28 : 27	HETTIGODAGE ADH
OGATA Y	30 : 27
30 : 29	KOSWATHTHA MUHAND.
TAKARA Y	32 : 29
32 : 31	KOSWATHTHA MUHAND.
TAKARA Y	34 : 31

**SRI - Sri Lanka**

Players		Shots									Punishment				PTS
No	Name	G/S	%	INF	SPS	SPE	DIG	OSG	ONP	P6M	1st	2nd	RC	EX	
1	JAYASIRIGE Rusiru Prabath Jayasiri														
2	GALHENA KANKANAMGE Sanjaya Kumara	2/3	66		2/2	0/1									4
3	WEERAKKODI Harsha Prasad de Silva	4/5	80		4/4	0/1							1		7
4	KOSWATHTHA MUHANDIRAM RAL S. S. B.	7/7	100		4/4				1/1	2/2	1				12
5	HEWA MALAWIGE Milan Madushan														
6	AGAMPODI Chanaru Madushanka														
8	HETTIGODAGE Anil Dasantha Hettigoda	1/1	100		1/1										2
9	RATHNAYAKA MUDIYANSELAGE N. P. K.														
10	THILAKARATHNA MUDIYANSELA P. K. T.														
12	DRABATH Madushanka	3/4	75		3/4						1				6
	Bench/Team														
Total		17/20	85		14/15	0/2			1/1	2/2	2			1	31

Goalkeeper		Saves							
No	Name	S/S	%	INF	SPS	SPE	DIG	OSG	P6M
1	JAYASIRIGE Rusiru Prabath Jayasiri	0/1	0		0/1				
2	GALHENA KANKANAMGE Sanjaya Kumara	7/23	30		2/5	4/13	0/1		1/4
9	RATHNAYAKA MUDIYANSELAGE N. P. K.								
<b>Total</b>		7/24	29		2/6	4/13	0/1		1/4

Time Out	
1st Half	2nd Half
07:52	07:57

**Referees**

MOHAMMED S H AL-HAIL Khalid (QAT)	AL-YAZEEDI Ali(QAT)	N H H ALENEZI Khalaf(KUW)	IMRAN Muhammad(PAK)

**Technical Delegate**

**LEGEND**

%	Efficiency	1st	1st Suspension	2nd	2nd Suspension	DIG	Direct Shots
EX	Exclusions	G/S	Goals/Shots	INF	Inflight Shots	ONP	One Point Shots
OSG	Other Spectacular Shots	PTS	Points	P6M	6 Meters Penalty Shots	RC	Red Card
S/S	Saves/Shots	SPE	Specialist Shots	SPS	Spin Shots		



**Results**  
Kết quả  
**AFG 0 - 2 OMA**  
( 10-26, 9-34 )

**Game No: 19**

**AFG - Afghanistan**

Players		Shots										Punishment				PTS
No	Name	G/S	%	INF	SPS	SPE	DIG	OSG	ONP	P6M		1st	2nd	RC	EX	
1	SALIMI Mohd Bashir															
2	RASOULI Fardin	2/7	28		0/2	1/4				1/1		1				4
3	BAHAR Mirwais	5/7	71		4/5	1/2										10
4	AFZALI Mohd Bashir	0/3	0		0/3											
5	NABIZADA Esmatullah	1/2	50		0/1				1/1							1
6	AHMADI Habibullah	2/4	50		1/3				1/1							2
7	AKBARY Mohammad Zamir	2/2	100		1/1				1/1			1				2
	Bench/Team															
<b>Total</b>		12/25	48		6/15	2/6			3/3	1/1		2				19

Goalkeeper		Saves									
No	Name	S/S	%	INF	SPS	SPE	DIG	OSG	ONP	P6M	
2	RASOULI Fardin	5/35	14		3/20	2/13				0/2	
<b>Total</b>		5/35	14		3/20	2/13				0/2	

Time Out	
1st Half	2nd Half
07:47	05:54

**Running Score**

**Afghanistan - Oman**

1st Half	
0 : 2	AL AZAN AAS
2 : 2	
2 : 4	AL TAMTAMI NKH
2 : 6	AL HASANI SHS
2 : 8	AL-KASBI UMS
2 : 10	AL DUGHAIISHI MSK
4 : 10	
4 : 12	AL-HADIDI AKM
4 : 14	AL DUGHAIISHI MSK
4 : 16	AL HASANI ASR
6 : 16	
6 : 18	AL-KASBI UMS
6 : 20	AL-KASBI UMS
7 : 20	
7 : 22	AL TAMTAMI NKH
8 : 22	
8 : 24	AL HASANI SHS
10 : 24	
10 : 26	AL DUGHAIISHI MSK
2nd Half	
10 : 28	
10 : 30	AL-HADIDI AKM
10 : 32	AL TAMTAMI NKH
11 : 30	
11 : 32	AL-HADIDI AKM
11 : 34	AL AZAN AAS
11 : 36	AL HASANI SHS
11 : 38	AL AZAN AAS
11 : 40	AL TAMTAMI NKH
12 : 40	
12 : 42	AL TAMTAMI NKH
12 : 44	AL-HADIDI AKM
13 : 44	
13 : 46	AL TAMTAMI NKH
13 : 48	AL HASANI SHS
15 : 48	
15 : 50	AL HARTHI YSS
15 : 52	AL HASANI SHS
15 : 54	AL TAMTAMI NKH
17 : 54	
17 : 56	AL-KASBI UMS
17 : 58	AL-KASBI UMS
19 : 58	
19 : 60	AL-JABRI HAA

**OMA - Oman**

Players		Shots										Punishment				PTS
No	Name	G/S	%	INF	SPS	SPE	DIG	OSG	ONP	P6M		1st	2nd	RC	EX	
2	AL-HADIDI Ashraf Khamis Mohamed	4/5	80		3/4	1/1										8
3	AL-JABRI Hussain Ali Ayil	1/2	50			1/2										2
11	AL DUGHAIISHI Marwan Saaiyid Khamis	3/3	100		1/1	2/2										6
17	AL HARTHI Yasir Said Sulaiman	1/2	50		1/2											2
18	AL SULEIMANI Mehdi Salim Mohammed															
20	AL HASANI Said Hamed Saud	5/5	100		4/4	1/1										10
28	AL AZAN Azan Ali Said	3/3	100			3/3										6
33	AL TAMTAMI Nasr Khamis Halait	7/8	87		5/6	2/2										14
77	AL-KASBI Usama Mohammed Said	5/5	100		2/2	1/1				2/2						10
90	AL HASANI As'ad Said Rashid	1/2	50		1/1	0/1										2
	Bench/Team															
<b>Total</b>		30/35	85		17/20	11/13				2/2						60

Goalkeeper		Saves									
No	Name	S/S	%	INF	SPS	SPE	DIG	OSG	ONP	P6M	
3	AL-JABRI Hussain Ali Ayil	8/18	44		5/10	3/4			0/3	0/1	
28	AL AZAN Azan Ali Said	1/3	33		0/1	1/2					
<b>Total</b>		9/21	42		5/11	4/6			0/3	0/1	

Time Out	
1st Half	2nd Half

**Referees**

HONGJUN Cao(CHN)	JIAN Xu(CHN)	TAWAKOLI Dawud(IRI)	HABIBI Alireza(IRI)

**Technical Delegate**

**LEGEND**

<b>%</b> Efficiency	<b>1st</b> 1st Suspension	<b>2nd</b> 2nd Suspension	<b>DIG</b> Direct Shots
<b>EX</b> Exclusions	<b>G/S</b> Goals/Shots	<b>INF</b> Inflight Shots	<b>ONP</b> One Point Shots
<b>OSG</b> Other Spectacular Shots	<b>PTS</b> Points	<b>P6M</b> 6 Meters Penalty Shots	<b>RC</b> Red Card
<b>S/S</b> Saves/Shots	<b>SPE</b> Specialist Shots	<b>SPS</b> Spin Shots	





## Results

### Kết quả

#### VIE 2 - 0 HKG

( 21-13, 22-20 )

Game No: 25

#### VIE - Vietnam

Players		Shots									Punishment				PTS
No	Name	G/S	%	INF	SPS	SPE	DIG	OSG	ONP	P6M	1st	2nd	RC	EX	
1	DUONG XUAN Thanh														
3	KIM XUAN Tien	3/5	60		3/5										3
4	HUYNH Ky														
5	HOANG van Tien	3/3	100	2/2			1/1								6
6	NGUYEN van Tung														
7	HUYNH NAM Tien	5/5	100	1/1	2/2			1/1		1/1	1				9
8	Ia van Lon	7/7	100	1/1	6/6										13
9	Ie van Binh	5/8	62	4/5	1/2		0/1								10
10	NGUYEN van Trong	2/2	100		2/2										4
11	NGUYEN VU Dung														
	Bench/Team														
Total		25/30	83	8/9	14/17		1/2	1/1		1/1	1				45

Goalkeeper		Saves								
No	Name	S/S	%	INF	SPS	SPE	DIG	OSG	ONP	P6M
1	DUONG XUAN Thanh	7/25	28	1/6	5/14		0/1	1/1	0/1	0/2
Total		7/25	28	1/6	5/14		0/1	1/1	0/1	0/2

Time Out	
1st Half	2nd Half
	09:39

#### Running Score

#### Vietnam - Hong Kong, China

1st Half	
Ie van B	2 : 0
Ia van L	2 : 2 YUEN HY
HUYNH NAM T	4 : 2
Ia van L	6 : 2
NGUYEN van T	8 : 2
NGUYEN van T	10 : 2
NGUYEN van T	12 : 2
Ia van L	12 : 4 YIU TW
Ia van L	14 : 4
Ia van L	14 : 6 YUEN HY
Ia van L	16 : 6
Ia van L	16 : 7 LIN MF
KIM XUAN T	16 : 9 IP KHE
Ia van L	17 : 9
KIM XUAN T	19 : 9
KIM XUAN T	20 : 9
KIM XUAN T	20 : 11 YU PS
KIM XUAN T	21 : 11
KIM XUAN T	21 : 13 LIN MF
2nd Half	
HUYNH NAM T	22 : 13
HOANG van T	24 : 13
HOANG van T	24 : 15 YUEN HY
HUYNH NAM T	26 : 15
Ia van L	26 : 17 CHAN CH
Ia van L	28 : 17
Ie van B	28 : 19 IP KHE
Ie van B	30 : 19
HOANG van T	30 : 21 LIN MF
HOANG van T	32 : 21
HOANG van T	32 : 23 LEUNG HM
HOANG van T	34 : 23
Ie van B	34 : 25 IP KHE
Ie van B	36 : 25
Ie van B	36 : 27 LEUNG HM
HUYNH NAM T	38 : 27
Ie van B	40 : 27
Ia van L	41 : 27
Ia van L	41 : 29 CHAN CH
HUYNH NAM T	41 : 31 IP KHE
HUYNH NAM T	43 : 31
Ie van B	43 : 33 YU PS
Ie van B	45 : 33
Ie van B	45 : 35 YIU TW

#### HKG - Hong Kong, China

Players		Shots									Punishment				PTS
No	Name	G/S	%	INF	SPS	SPE	DIG	OSG	ONP	P6M	1st	2nd	RC	EX	
1	CHAN Chun Ho	2/2	100							2/2					4
4	LEUNG Chun Yin											1			
7	YU Ping San	2/2	100		2/2						1				4
9	YEUNG Kong Kiu														
12	LEUNG Huen Ming	2/2	100		2/2										4
14	YIU Tai Wai	2/4	50	1/1	1/3										4
16	NG Yin Pak														
29	LIN Ming Fai	3/7	42	0/1	1/4		1/1		1/1		1				5
33	YUEN Hei Yin	3/5	60	1/1	2/3			0/1							6
40	IP Kwun Hung Eddy	4/4	100	3/3	1/1										8
	Bench/Team														
Total		18/26	69	5/6	9/15		1/1	0/1	1/1	2/2	2	1			35

Goalkeeper		Saves								
No	Name	S/S	%	INF	SPS	SPE	DIG	OSG	ONP	P6M
4	LEUNG Chun Yin	2/20	10	0/3	1/15		1/2			
16	NG Yin Pak	0/7	0	0/5				0/1		0/1
Total		2/27	7	0/8	1/15		1/2	0/1		0/1

Time Out	
1st Half	2nd Half
04:20	07:12

#### Referees

GHULOOM BAQER Fadhil Ahmed (UAE)	SALEM HASSAN MOHAMMAD Ismail(UAE)

#### Technical Delegate

N H H ALENEZI Khalaf(KUW)	SANGSUKEELUX Chatchai(THA)

#### LEGEND

%	Efficiency	1st	1st Suspension	2nd	2nd Suspension	DIG	Direct Shots
EX	Exclusions	G/S	Goals/Shots	INF	Inflight Shots	ONP	One Point Shots
OSG	Other Spectacular Shots	PTS	Points	P6M	6 Meters Penalty Shots	RC	Red Card
S/S	Saves/Shots	SPE	Specialist Shots	SPS	Spin Shots		



**Results**  
Kết quả  
**HKG 0 - 2 OMA**  
( 11-22, 7-25 )

**Game No: 27**

**HKG - Hong Kong, China**

Players		Shots									Punishment				PTS
No	Name	G/S	%	INF	SPS	SPE	DIG	OSG	ONP	P6M	1st	2nd	RC	EX	
1	CHAN Chun Ho										1				
4	LEUNG Chun Yin	3/5	60		2/4				1/1						5
7	YU Ping San	1/1	100		1/1										2
9	YEUNG Kong Kiu														
12	LEUNG Huen Ming	1/1	100						1/1						1
14	YIU Tai Wai	3/3	100		3/3										6
16	NG Yin Pak														
29	LIN Ming Fai	1/2	50		1/1	0/1									2
33	YUEN Hei Yin														
40	IP Kwun Hung Eddy	1/3	33		0/2	1/1									2
	Bench/Team														
<b>Total</b>		10/15	66		7/11	1/2			2/2		1				18

Goalkeeper		Saves								
No	Name	S/S	%	INF	SPS	SPE	DIG	OSG	ONP	P6M
4	LEUNG Chun Yin	1/25	4		1/15	0/8			0/1	0/1
16	NG Yin Pak									
<b>Total</b>		1/25	4		1/15	0/8			0/1	0/1

Time Out	
1st Half	2nd Half

**Running Score**

**Hong Kong, China - Oman**

1st Half	
0 : 2	AL HASANI ASR
0 : 4	AL HASANI ASR
0 : 6	AL TAMTAMI NKH
YIU TW 2 : 6	
2 : 8	AL TAMTAMI NKH
LEUNG CY 3 : 8	
3 : 10	AL HASANI SHS
LIN MF 5 : 10	
5 : 12	AL HASANI ASR
5 : 14	AL HASANI ASR
5 : 16	AL HASANI ASR
YIU TW 7 : 16	
7 : 18	AL-JABRI HAA
YIU TW 9 : 18	
9 : 20	AL HASANI ASR
IP KHE 11 : 20	
11 : 22	AL HASANI ASR
2nd Half	
11 : 23	AL DUGHAIISHI MSK
LEUNG CY 13 : 23	
13 : 25	AL TAMTAMI NKH
LEUNG CY 15 : 25	
15 : 27	AL HASANI ASR
LEUNG HM 16 : 27	
16 : 29	AL HASANI ASR
16 : 31	AL HASANI ASR
16 : 33	AL HASANI SHS
YU PS 18 : 33	
18 : 35	AL-KASBI UMS
18 : 37	AL TAMTAMI NKH
18 : 39	AL DUGHAIISHI MSK
18 : 41	AL HASANI ASR
18 : 43	AL HARTHI YSS
18 : 45	AL-JABRI HAA
18 : 47	AL-HADIDI AKM

**OMA - Oman**

Players		Shots									Punishment				PTS
No	Name	G/S	%	INF	SPS	SPE	DIG	OSG	ONP	P6M	1st	2nd	RC	EX	
2	AL-HADIDI Ashraf Khamis Mohamed	1/1	100		1/1										2
3	AL-JABRI Hussain Ali Ayil	2/2	100			2/2									4
11	AL DUGHAIISHI Marwan Saaiyid Khamis	2/2	100		1/1				1/1						3
17	AL HARTHI Yasir Said Sulaiman	1/1	100		1/1										2
18	AL SULEIMANI Mehdi Salim Mohammed														
20	AL HASANI Said Hamed Saud	2/2	100		2/2										4
28	AL AZAN Azan Ali Said														
33	AL TAMTAMI Nasr Khamis Halait	4/7	57	0/1	4/6										8
77	AL-KASBI Usama Mohammed Said	1/1	100							1/1					2
90	AL HASANI As'ad Said Rashid	11/11	100		5/5	6/6									22
	Bench/Team														
<b>Total</b>		24/27	88	0/1	14/16	8/8			1/1	1/1					47

Goalkeeper		Saves								
No	Name	S/S	%	INF	SPS	SPE	DIG	OSG	ONP	P6M
3	AL-JABRI Hussain Ali Ayil	4/14	28		3/10	1/2			0/2	
28	AL AZAN Azan Ali Said									
<b>Total</b>		4/14	28		3/10	1/2			0/2	

Time Out	
1st Half	2nd Half

**Referees**

SAJEDI Abdollah(IRI)	MAHMOUDI Ahmadreza(IRI)	N H H ALENEZI Khalaf(KUW)	HABIBI Alireza(IRI)

**Technical Delegate**

**LEGEND**

%	Efficiency	1st	1st Suspension	2nd	2nd Suspension	DIG	Direct Shots
EX	Exclusions	G/S	Goals/Shots	INF	Inflight Shots	ONP	One Point Shots
OSG	Other Spectacular Shots	PTS	Points	P6M	6 Meters Penalty Shots	RC	Red Card
S/S	Saves/Shots	SPE	Specialist Shots	SPS	Spin Shots		



**Results**  
**Kết quả**  
**SRI 2 - 0 AFG**  
**( 20-19, 17-11 )**

**Game No: 29**

**SRI - Sri Lanka**

Players		Shots									Punishment				PTS
No	Name	G/S	%	INF	SPS	SPE	DIG	OSG	ONP	P6M	1st	2nd	RC	EX	
1	JAYASIRIGE Rusiru Prabath Jayasiri														
2	GALHENA KANKANAMGE Sanjaya Kumara	3/5	60		3/5										5
4	KOSWATHTHA MUHANDIRAM RAL S. S. B.	7/8	87		7/8									1	14
5	HEWA MALAWIGE Milan Madushan														
6	AGAMPODI Chanaru Madushanka										1				
8	HETTIGODAGE Anil Dasantha Hettigoda	2/2	100		2/2										3
9	RATHNAYAKA MUDIYANSELAGE N. P. K.	4/5	80	1/1	3/4										8
10	THILAKARATHNA MUDIYANSELA P. K. T.														
12	DRABATH Madushanka	4/4	100		4/4										7
	Bench/Team														
<b>Total</b>		20/24	83	1/1	19/23						1			1	37

Goalkeeper		Saves								
No	Name	S/S	%	INF	SPS	SPE	DIG	OSG	ONP	P6M
1	JAYASIRIGE Rusiru Prabath Jayasiri	1/7	14		1/6	0/1				
2	GALHENA KANKANAMGE Sanjaya Kumara	3/12	25		3/12					
9	RATHNAYAKA MUDIYANSELAGE N. P. K.	2/5	40		1/3	1/1			0/1	
<b>Total</b>		6/24	25		5/21	1/2			0/1	

Time Out	
1st Half	2nd Half
09:10	06:32

**Running Score**

**Sri Lanka - Afghanistan**

1st Half	
GALHENA KANKANAMGE	2 : 0
	2 : 2 RASOULI F
KOSWATHTHA MUHAND.	4 : 2
	4 : 4 BAHAR M
HETTIGODAGE ADH	4 : 6 NABIZADA E
	6 : 6
	6 : 8 AHMADI H
KOSWATHTHA MUHAND.	8 : 8
	8 : 10 BAHAR M
KOSWATHTHA MUHAND.	10 : 10
KOSWATHTHA MUHAND.	12 : 10
	12 : 12 BAHAR M
RATHNAYAKA MUDIYA.	14 : 12
DRABATH M	16 : 12
	16 : 14 BAHAR M
GALHENA KANKANAMGE	18 : 14
	18 : 16 NABIZADA E
	18 : 18 BAHAR M
	18 : 19 RASOULI F
HETTIGODAGE ADH	19 : 19
DRABATH M	20 : 19
2nd Half	
RATHNAYAKA MUDIYA.	22 : 19
KOSWATHTHA MUHAND.	24 : 19
	24 : 20 AFZALI MB
	24 : 21 RASOULI F
	24 : 23 NABIZADA E
	24 : 25 BAHAR M
RATHNAYAKA MUDIYA.	26 : 25
	26 : 26 NABIZADA E
	26 : 28 SALIMI MB
KOSWATHTHA MUHAND.	28 : 28
	28 : 29 AHMADI H
KOSWATHTHA MUHAND.	30 : 29
RATHNAYAKA MUDIYA.	32 : 29
DRABATH M	34 : 29
	34 : 30 AHMADI H
GALHENA KANKANAMGE	35 : 30
DRABATH M	37 : 30

**AFG - Afghanistan**

Players		Shots									Punishment				PTS
No	Name	G/S	%	INF	SPS	SPE	DIG	OSG	ONP	P6M	1st	2nd	RC	EX	
1	SALIMI Mohd Bashir	1/1	100			1/1									2
2	RASOULI Fardin	3/3	100		3/3										4
3	BAHAR Mirwais	6/7	85		6/7										12
4	AFZALI Mohd Bashir	1/1	100		1/1										1
5	NABIZADA Esmatullah	4/8	50		4/8						1				7
6	AHMADI Habibullah	3/6	50		2/4	0/1			1/1		1				4
7	AKBARY Mohammad Zamir														
	Bench/Team														
<b>Total</b>		18/26	69		16/23	1/2			1/1		2				30

Goalkeeper		Saves								
No	Name	S/S	%	INF	SPS	SPE	DIG	OSG	ONP	P6M
2	RASOULI Fardin	4/24	16	0/1	4/23					
<b>Total</b>		4/24	16	0/1	4/23					

Time Out	
1st Half	2nd Half
	09:17

**Referees**

KHLANGDIT Kitisak(THA)	BANDITPIBOON Sompop(THA)	NAKADA Minoru(JPN)	IMRAN Muhammad(PAK)

**Technical Delegate**

LEGEND					
%	Efficiency	1st	1st Suspension	2nd	2nd Suspension
EX	Exclusions	G/S	Goals/Shots	INF	Inflight Shots
OSG	Other Spectacular Shots	PTS	Points	P6M	6 Meters Penalty Shots
S/S	Saves/Shots	SPE	Specialist Shots	SPS	Spin Shots
				DIG	Direct Shots
				ONP	One Point Shots
				RC	Red Card



**Results**  
**Kết quả**  
**JPN 2 - 1 VIE**  
**( 18-19, 25-22, 7-6 )**

**Game No: 33**

**JPN - Japan**

Players		Shots									Punishment				PTS
No	Name	G/S	%	INF	SPS	SPE	DIG	OSG	ONP	P6M	1st	2nd	RC	EX	
1	NAKANO Yohei	3/3	100		1/1		2/2								6
2	TAKAHASHI Koji	3/3	100		2/2					1/1					5
3	TAKANO Katsuya										1				
4	TAKARA Yuuki	10/17	58	1/4	6/9			0/1		3/3					20
5	TAGAI Motoki	1/2	50	0/1						1/1					1
6	HOSOKAWA Tomoaki	5/11	45	2/2	2/8					1/1					10
7	ODA Junya														
8	OGATA Yuto	3/4	75	2/3			1/1								6
9	OKUNO Akihiro	1/1	100		1/1										2
10	HANAMIYA Takumi														
	Bench/Team														
Total		26/41	63	5/10	12/21		3/3	0/1		6/6	1				50

Goalkeeper		Saves								
No	Name	S/S	%	INF	SPS	SPE	DIG	OSG	ONP	P6M
9	OKUNO Akihiro	10/34	29	1/9	2/11	1/1	2/3	2/5		2/5
Total		10/34	29	1/9	2/11	1/1	2/3	2/5		2/5

Time Out	
1st Half	2nd Half
09:35	06:03

**VIE - Vietnam**

Players		Shots									Punishment				PTS
No	Name	G/S	%	INF	SPS	SPE	DIG	OSG	ONP	P6M	1st	2nd	RC	EX	
1	DUONG XUAN Thanh														
3	KIM XUAN Tien	3/6	50	0/1	2/3		0/1			1/1	1				6
4	HUYNH Ky														
5	HOANG van Tien	4/6	66	4/4			0/2								8
6	NGUYEN van Tung														
7	HUYNH NAM Tien	5/8	62	1/1	2/3			1/1		1/3					10
8	la van Lon	2/4	50		1/1			0/2		1/1					4
9	le van Binh	3/3	100	1/1	1/1		1/1								6
10	NGUYEN van Trong	7/9	77	2/2	3/4	0/1		2/2			1				11
11	NGUYEN VU Dung	1/1	100							1/1					2
	Bench/Team														
Total		25/37	67	8/9	9/12	0/1	1/4	3/5		4/6	2				47

Goalkeeper		Saves								
No	Name	S/S	%	INF	SPS	SPE	DIG	OSG	ONP	P6M
1	DUONG XUAN Thanh	13/39	33	3/8	9/21		0/3	1/1		0/6
Total		13/39	33	3/8	9/21		0/3	1/1		0/6

Time Out	
1st Half	2nd Half
09:49	

Running Score	
Japan - Vietnam	
<b>1st Half</b>	
0 : 2	HUYNH NAM T
0 : 4	HOANG van T
0 : 6	HUYNH NAM T
2 : 6	NAKANO Y
2 : 8	KIM XUAN T
4 : 8	TAKAHASHI K
4 : 10	HUYNH NAM T
6 : 10	NAKANO Y
6 : 11	NGUYEN van T
8 : 11	TAKARA Y
8 : 13	KIM XUAN T
10 : 13	OGATA Y
10 : 15	la van L
12 : 15	HOSOKAWA T
12 : 17	NGUYEN van T
14 : 17	OGATA Y
16 : 17	TAKARA Y
18 : 17	TAKARA Y
18 : 19	le van B
<b>2nd Half</b>	
20 : 19	HOSOKAWA T
20 : 21	HOANG van T
22 : 21	TAKARA Y
22 : 23	le van B
24 : 23	TAKARA Y
24 : 25	NGUYEN van T
26 : 25	TAKARA Y
26 : 27	NGUYEN van T
28 : 27	TAKARA Y
28 : 29	NGUYEN van T
28 : 31	HOANG van T
30 : 31	NAKANO Y
30 : 33	HUYNH NAM T
32 : 33	TAKARA Y
32 : 34	NGUYEN van T
34 : 34	TAKARA Y
34 : 36	HUYNH NAM T
36 : 36	OGATA Y
36 : 38	HOANG van T
36 : 40	le van B
38 : 40	OKUNO A
38 : 41	NGUYEN van T
40 : 41	HOSOKAWA T
42 : 41	HOSOKAWA T
43 : 41	TAKAHASHI K
<b>Penalty Shoot Out</b>	
45 : 41	TAKARA Y
47 : 41	TAKAHASHI K
47 : 43	KIM XUAN T
49 : 43	HOSOKAWA T
49 : 45	NGUYEN VU D
50 : 45	TAGAI M
50 : 47	la van L

**Referees**

MOHAMMED S H AL-HAIL Khalid (QAT)	AL-YAZEEDI Ali(QAT)	SAMHA Zuhir(SYR)	HABIBI Alireza(IRI)

**Technical Delegate**

**LEGEND**

%	Efficiency	1st	1st Suspension	2nd	2nd Suspension	DIG	Direct Shots
EX	Exclusions	G/S	Goals/Shots	INF	Inflight Shots	ONP	One Point Shots
OSG	Other Spectacular Shots	PTS	Points	P6M	6 Meters Penalty Shots	RC	Red Card
S/S	Saves/Shots	SPE	Specialist Shots	SPS	Spin Shots		



**Results**  
Kết quả  
**AFG 0 - 2 JPN**  
( 19-24, 17-20 )

Game No: 34

**AFG - Afghanistan**

Players		Shots									Punishment				PTS
No	Name	G/S	%	INF	SPS	SPE	DIG	OSG	ONP	P6M	1st	2nd	RC	EX	
1	SALIMI Mohd Bashir														
2	RASOULI Fardin	1/1	100		1/1										1
3	BAHAR Mirwais	4/5	80		4/5										8
4	AFZALI Mohd Bashir	1/1	100		1/1						1	1			1
5	NABIZADA Esmatullah	12/13	92		12/13										21
6	AHMADI Habibullah	3/6	50		3/6										5
7	AKBARY Mohammad Zamir														
	Bench/Team														
Total		21/26	80		21/26						1	1			36

Goalkeeper		Saves								
No	Name	S/S	%	INF	SPS	SPE	DIG	OSG	ONP	P6M
2	RASOULI Fardin	1/11	9		1/10	0/1				0/1
Total		1/11	9		1/10	0/1				0/1

Time Out	
1st Half	2nd Half
08:28	

**Running Score**

**Afghanistan - Japan**

1st Half	
NABIZADA E	2 : 0
	2 : 2 TAGAI M
	2 : 4 OKUNO A
	2 : 6 HOSOKAWA T
BAHAR M	4 : 6
NABIZADA E	6 : 6
NABIZADA E	8 : 6
	8 : 8 HOSOKAWA T
	8 : 10 TAKARA Y
AHMADI H	10 : 10
	10 : 12 TAKARA Y
AFZALI MB	11 : 12
NABIZADA E	13 : 12
	13 : 14 OGATA Y
BAHAR M	15 : 14
AHMADI H	17 : 14
	17 : 16 HOSOKAWA T
AHMADI H	18 : 16
	18 : 18 HOSOKAWA T
RASOULI F	19 : 18
	19 : 20 HOSOKAWA T
	19 : 22 TAKARA Y
	19 : 24 OKUNO A
2nd Half	
BAHAR M	21 : 24
	21 : 26 TAKARA Y
NABIZADA E	22 : 26
	22 : 28 HOSOKAWA T
BAHAR M	24 : 28
	24 : 30 TAKAHASHI K
	24 : 32 OGATA Y
NABIZADA E	26 : 32
	26 : 34 TAKARA Y
NABIZADA E	27 : 34
	27 : 36 TAKARA Y
	27 : 38 HOSOKAWA T
NABIZADA E	29 : 38
	29 : 40 TAKAHASHI K
NABIZADA E	31 : 40
NABIZADA E	32 : 40
	32 : 42 NAKANO Y
NABIZADA E	34 : 42
	34 : 44 NAKANO Y
NABIZADA E	36 : 44

**JPN - Japan**

Players		Shots									Punishment				PTS
No	Name	G/S	%	INF	SPS	SPE	DIG	OSG	ONP	P6M	1st	2nd	RC	EX	
1	NAKANO Yohei	2/3	66		1/2	1/1									4
2	TAKAHASHI Koji	2/3	66		2/3										4
3	TAKANO Katsuya														
4	TAKARA Yuuki	6/9	66		6/9										12
5	TAGAI Motoki	1/1	100		1/1										2
6	HOSOKAWA Tomoaki	7/13	53		6/12					1/1					14
7	ODA Junya														
8	OGATA Yuto	2/3	66		2/3										4
9	OKUNO Akihiro	2/2	100		2/2										4
10	HANAMIYA Takumi														
	Bench/Team														
Total		22/34	64		20/32	1/1				1/1					44

Goalkeeper		Saves								
No	Name	S/S	%	INF	SPS	SPE	DIG	OSG	ONP	P6M
9	OKUNO Akihiro	3/24	12		3/24					
Total		3/24	12		3/24					

Time Out	
1st Half	2nd Half
	09:24

**Referees**

TANJI Naser(SYR)	AYDI SYR Yehia(SYR)	SAMHA Zuhir(SYR)	IMRAN Muhammad(PAK)

**Technical Delegate**

LEGEND							
%	Efficiency	1st	1st Suspension	2nd	2nd Suspension	DIG	Direct Shots
EX	Exclusions	G/S	Goals/Shots	INF	Inflight Shots	ONP	One Point Shots
OSG	Other Spectacular Shots	PTS	Points	P6M	6 Meters Penalty Shots	RC	Red Card
S/S	Saves/Shots	SPE	Specialist Shots	SPS	Spin Shots		



**Results**  
Kết quả  
**HKG 2 - 0 SRI**  
( 18-17, 25-22 )

**Game No: 38**

**HKG - Hong Kong, China**

HONG KONG, CHINA

Players		Shots										Punishment				PTS
No	Name	G/S	%	INF	SPS	SPE	DIG	OSG	ONP	P6M	1st	2nd	RC	EX		
1	CHAN Chun Ho	2/3	66		2/3											4
4	LEUNG Chun Yin	1/1	100		1/1											2
7	YU Ping San	2/2	100		2/2											4
9	YEUNG Kong Kiu										2	1				
12	LEUNG Huen Ming															
14	YIU Tai Wai															
16	NG Yin Pak															
29	LIN Ming Fai	5/6	83		4/5	1/1										10
33	YUEN Hei Yin	5/7	71		5/7											9
40	IP Kwun Hung Eddy	7/11	63		7/11											14
	Bench/Team															
Total		22/30	73		21/29	1/1						2	1			43

Goalkeeper		Saves								
No	Name	S/S	%	INF	SPS	SPE	DIG	OSG	ONP	P6M
4	LEUNG Chun Yin	0/19	0		0/17	0/2				
16	NG Yin Pak									
Total		0/19	0		0/17	0/2				

Time Out	
1st Half	2nd Half
	07:52

**Running Score**

**Hong Kong, China - Sri Lanka**

1st Half	
YUEN HY	2 : 0
	2 : 2 KOSWATHTHA MUHAND.
LIN MF	4 : 2
	4 : 4 RATHNAYAKA MUDIYA.
YU PS	6 : 4
	6 : 6 KOSWATHTHA MUHAND.
IP KHE	8 : 6
	8 : 8 RATHNAYAKA MUDIYA.
LIN MF	10 : 8
	10 : 9 JAYASIRIGE RPJ
	10 : 11 KOSWATHTHA MUHAND.
IP KHE	12 : 11
LIN MF	14 : 11
	14 : 13 KOSWATHTHA MUHAND.
LEUNG CY	16 : 13
	16 : 15 RATHNAYAKA MUDIYA.
YU PS	18 : 15
	18 : 17 KOSWATHTHA MUHAND.
2nd Half	
IP KHE	20 : 17
	20 : 19 KOSWATHTHA MUHAND.
CHAN CH	22 : 19
	22 : 21 RATHNAYAKA MUDIYA.
CHAN CH	24 : 21
	24 : 23 WEERAKKODI HPDS
YUEN HY	26 : 23
	28 : 23 KOSWATHTHA MUHAND.
YUEN HY	28 : 25
LIN MF	30 : 25
	30 : 27 RATHNAYAKA MUDIYA.
	30 : 29 RATHNAYAKA MUDIYA.
	30 : 31 RATHNAYAKA MUDIYA.
IP KHE	32 : 31
	32 : 33 WEERAKKODI HPDS
IP KHE	34 : 33
	34 : 35 RATHNAYAKA MUDIYA.
LIN MF	36 : 35
	36 : 37 WEERAKKODI HPDS
IP KHE	38 : 37
IP KHE	40 : 37
YUEN HY	41 : 37
YUEN HY	43 : 37
	43 : 39 KOSWATHTHA MUHAND.

**SRI - Sri Lanka**

Players		Shots										Punishment				PTS
No	Name	G/S	%	INF	SPS	SPE	DIG	OSG	ONP	P6M	1st	2nd	RC	EX		
1	JAYASIRIGE Rusiru Prabath Jayasiri	1/1	100		1/1										1	
2	GALHENA KANKANAMGE Sanjaya Kumara	0/1	0		0/1							1				
3	WEERAKKODI Harsha Prasad de Silva	3/3	100		3/3						1	1			6	
4	KOSWATHTHA MUHANDIRAM RAL S. S. B.	8/10	80		8/9	0/1									16	
5	HEWA MALAWIGE Milan Madushan											1				
6	AGAMPODI Chanaru Madushanka															
8	HETTIGODAGE Anil Dasantha Hettigoda															
9	RATHNAYAKA MUDIYANSELAGE N. P. K.	8/10	80		6/8	2/2									16	
10	THILAKARATHNA MUDIYANSELA P. K. T.										1					
12	DRABATH Madushanka										1					
	Bench/Team															
Total		20/25	80		18/22	2/3						3	3		39	

Goalkeeper		Saves								
No	Name	S/S	%	INF	SPS	SPE	DIG	OSG	ONP	P6M
1	JAYASIRIGE Rusiru Prabath Jayasiri	0/1	0		0/1					
2	GALHENA KANKANAMGE Sanjaya Kumara	0/6	0		0/6					
9	RATHNAYAKA MUDIYANSELAGE N. P. K.	5/20	25		5/19	0/1				
Total		5/27	18		5/26	0/1				

Time Out	
1st Half	2nd Half
06:35	

**Referees**

KHLANGDIT Kitisak(THA)	BANDITPIBOON Sompop(THA)	NAKADA Minoru(JPN)	IMRAN Muhammad(PAK)

**Technical Delegate**

<b>LEGEND</b>					
% Efficiency	1st 1st Suspension	2nd 2nd Suspension	DIG Direct Shots		
EX Exclusions	G/S Goals/Shots	INF Inflight Shots	ONP One Point Shots		
OSG Other Spectacular Shots	PTS Points	P6M 6 Meters Penalty Shots	RC Red Card		
S/S Saves/Shots	SPE Specialist Shots	SPS Spin Shots			





**Results**  
Kết quả  
**VIE 0 - 2 OMA**  
( 15-16, 12-16 )

Game No: 41

**VIE - Vietnam**

Players		Shots									Punishment				PTS
No	Name	G/S	%	INF	SPS	SPE	DIG	OSG	ONP	P6M	1st	2nd	RC	EX	
1	DUONG XUAN Thanh														
3	KIM XUAN Tien	2/2	100		2/2										3
4	HUYNH Ky	1/1	100		1/1						1				1
5	HOANG van Tien	2/2	100		2/2										4
6	NGUYEN van Tung	1/1	100		1/1						1				1
7	HUYNH NAM Tien	4/5	80		4/5										8
8	la van Lon	0/2	0		0/2						1				
9	le van Binh	1/4	25		1/4										2
10	NGUYEN van Trong	4/9	44	1/1	3/8										8
11	NGUYEN VU Dung														
	Bench/Team														
<b>Total</b>		15/26	57	1/1	14/25						3				27

Goalkeeper		Saves								
No	Name	S/S	%	INF	SPS	SPE	DIG	OSG	ONP	P6M
1	DUONG XUAN Thanh	2/10	20	1/1	2/10					
<b>Total</b>		2/10	20	1/1	2/10					

Time Out	
1st Half	2nd Half

**Running Score**

Vietnam - Oman	
1st Half	
KIM XUAN T	2 : 0
KIM XUAN T	3 : 0
HUYNH K	4 : 0
HOANG van T	6 : 0
HOANG van T	8 : 0
NGUYEN van T	9 : 0
HUYNH NAM T	11 : 0
HUYNH NAM T	13 : 0
HUYNH NAM T	15 : 0
	15 : 2 AL DUGHAIISHI MSK
	15 : 4 AL DUGHAIISHI MSK
	15 : 6 AL HASANI SHS
	15 : 8 AL HASANI SHS
	15 : 10 AL HASANI ASR
	15 : 12 AL HASANI ASR
	15 : 14 AL HASANI ASR
	15 : 16 AL HASANI ASR
2nd Half	
HUYNH NAM T	17 : 16
le van B	19 : 16
NGUYEN van T	21 : 16
NGUYEN van T	23 : 16
NGUYEN van T	25 : 16
NGUYEN van T	27 : 16
NGUYEN van T	27 : 18 AL TAMTAMI NKH
	27 : 20 AL TAMTAMI NKH
	27 : 22 AL TAMTAMI NKH
	27 : 24 AL TAMTAMI NKH
	27 : 25 AL TAMTAMI NKH
	27 : 27 AL-KASBI UMS
	27 : 28 AL-KASBI UMS
	27 : 30 AL HASANI ASR
	27 : 32 AL HASANI ASR

**OMA - Oman**

Players		Shots									Punishment				PTS
No	Name	G/S	%	INF	SPS	SPE	DIG	OSG	ONP	P6M	1st	2nd	RC	EX	
2	AL-HADIDI Ashraf Khamis Mohamed	0/1	0	0/1											
3	AL-JABRI Hussain Ali Ayil	0/1	0		0/1										
11	AL DUGHAIISHI Marwan Saaiyid Khamis	2/3	66		2/3										4
17	AL HARTHI Yasir Said Sulaiman										1				
18	AL SULEIMANI Mehdi Salim Mohammed														
20	AL HASANI Said Hamed Saud	2/2	100		2/2										4
28	AL AZAN Azan Ali Said														
33	AL TAMTAMI Nasr Khamis Halait	5/8	62		5/8										9
77	AL-KASBI Usama Mohammed Said	2/2	100		2/2										3
90	AL HASANI As'ad Said Rashid	6/6	100		6/6										12
	Bench/Team														
<b>Total</b>		17/23	73	0/1	17/22						1				32

Goalkeeper		Saves								
No	Name	S/S	%	INF	SPS	SPE	DIG	OSG	ONP	P6M
3	AL-JABRI Hussain Ali Ayil									
28	AL AZAN Azan Ali Said	11/26	42	0/1	11/25					
<b>Total</b>		11/26	42	0/1	11/25					

Time Out	
1st Half	2nd Half

**Referees**

SAJEDI Abdollah(IRI)	MAHMOUDI Ahmadreza(IRI)

**Technical Delegate**

MOHAMED SAEED BINASHOUR Saleh(UAE)	HABIBI Alireza(IRI)

**LEGEND**

%	Efficiency	1st	1st Suspension	2nd	2nd Suspension	DIG	Direct Shots
EX	Exclusions	G/S	Goals/Shots	INF	Inflight Shots	ONP	One Point Shots
OSG	Other Spectacular Shots	PTS	Points	P6M	6 Meters Penalty Shots	RC	Red Card
S/S	Saves/Shots	SPE	Specialist Shots	SPS	Spin Shots		







**Results**  
**Kết quả**  
**THA 2 - 0 TPE**  
**( 24-23, 21-11 )**

**Game No: 56**

**THA - Thailand**

Players		Shots									Punishment				PTS
No	Name	G/S	%	INF	SPS	SPE	DIG	OSG	ONP	P6M	1st	2nd	RC	EX	
1	THONGKOT Pakakan														
2	BUNJARERN Pawinee	3/6	50		1/2	2/4									6
4	SILA Vanpen	5/12	41		2/8	1/2				2/2					10
7	SURASON Viyada	0/1	0		0/1										
8	SUKJAN Supharat	5/6	83		5/6										10
9	MANMAI Punpana										1	1	1		
10	SRITHAMMA Kwanruedi										1				
11	WONGNARA Orrathai	9/9	100		7/7	2/2									17
12	JANJIT Kawinithida														
14	CHALACHAI Pornpiroon	1/3	33		1/2	0/1									2
	Bench/Team														
<b>Total</b>		23/37	62		16/26	5/9				2/2	2	1	1		45

Goalkeeper		Saves								
No	Name	S/S	%	INF	SPS	SPE	DIG	OSG	ONP	P6M
1	THONGKOT Pakakan	8/26	30	1/1	5/20	1/3			1/2	
12	JANJIT Kawinithida									
<b>Total</b>		8/26	30	1/1	5/20	1/3			1/2	

Time Out	
1st Half	2nd Half
09:39	09:23

**Running Score**

**Thailand - Chinese Taipei**

1st Half	
BUNJARERN P	2 : 0
	2 : 2
WONGNARA O	4 : 2
	4 : 4
SILA V	6 : 4
SUKJAN S	8 : 4
	8 : 6
SILA V	10 : 6
	10 : 8
BUNJARERN P	12 : 8
	12 : 10
CHALACHAI P	14 : 10
	14 : 12
WONGNARA O	16 : 12
	16 : 14
	16 : 16
SILA V	18 : 16
	18 : 18
SILA V	20 : 18
	20 : 20
WONGNARA O	22 : 20
	22 : 22
	22 : 23
SUKJAN S	24 : 23
2nd Half	
	24 : 25
WONGNARA O	26 : 25
WONGNARA O	28 : 25
BUNJARERN P	30 : 25
	30 : 27
WONGNARA O	32 : 27
	32 : 29
WONGNARA O	34 : 29
	34 : 31
	34 : 33
SILA V	36 : 33
SUKJAN S	38 : 33
SUKJAN S	40 : 33
SUKJAN S	42 : 33
	42 : 34
WONGNARA O	44 : 34
WONGNARA O	45 : 34

**TPE - Chinese Taipei**

Players		Shots									Punishment				PTS
No	Name	G/S	%	INF	SPS	SPE	DIG	OSG	ONP	P6M	1st	2nd	RC	EX	
6	HUANG Wei-Jung														
7	SHIH Wei-Ju	2/4	50		1/2	1/1			0/1		1				4
8	CHEN Szu-Yu	1/2	50		1/2										2
10	CHENG Tzu-Ping	4/7	57	0/1	4/5	0/1									8
13	WANG Yu-Fen														
14	CHENG Ya-Fang	2/3	66		1/2				1/1						3
15	CHU Chiu-En	1/1	100		1/1										2
17	CHEN Te-Jung														
20	CHIEN Chen-Chen	3/3	100		3/3										6
30	TSAI Tzu-Hsuan	5/6	83		4/5	1/1									9
	Bench/Team														
<b>Total</b>		18/26	69	0/1	15/20	2/3			1/2		1				34

Goalkeeper		Saves								
No	Name	S/S	%	INF	SPS	SPE	DIG	OSG	ONP	P6M
6	HUANG Wei-Jung	12/35	34		9/25	3/8				0/2
<b>Total</b>		12/35	34		9/25	3/8				0/2

Time Out	
1st Half	2nd Half
09:34	

**Referees**

KASSEM Moukachar(LIB)	MOHAMAD ZIAD Mansour(LIB)	SAMHA Zuhir(SYR)	VILLA-REAL FRANQUELLI Joanna (PHI)

**Technical Delegate**

**LEGEND**

%	Efficiency	1st	1st Suspension	2nd	2nd Suspension	DIG	Direct Shots
EX	Exclusions	G/S	Goals/Shots	INF	Inflight Shots	ONP	One Point Shots
OSG	Other Spectacular Shots	PTS	Points	P6M	6 Meters Penalty Shots	RC	Red Card
S/S	Saves/Shots	SPE	Specialist Shots	SPS	Spin Shots		



**Results**  
Kết quả  
**JOR 2 - 0 HKG**  
( 10-8, 11-10 )

**Game No: 49**

**JOR - Jordan**

Players		Shots									Punishment				PTS
No	Name	G/S	%	INF	SPS	SPE	DIG	OSG	ONP	P6M	1st	2nd	RC	EX	
1	OBEIDAT Ayah (M.W) Majed														
3	AL RAWASHDEH Nahed Methqal Ali	1/1	100		1/1										2
5	NASER Roa'a Ahmad Zohdi	7/10	70	2/2	4/7					1/1					11
8	KHDEIR Layla Mazen Adel	1/2	50		1/2										1
9	ALASH Hanadi Ziad (Mohammad Ali														
10	SALAMEH Lubna Mahmoud Mohammad	1/2	50		1/2										1
11	OBEIDAT Fallak Ali Mefleh	2/3	66		2/3										4
12	ABEDA Leema Nabeel Omar														
15	ABUALNIL Reem Saeed Mohammad														
19	AL HALABEIH Sara Tariq Mohammad	1/1	100	1/1											2
	Bench/Team														
<b>Total</b>		13/19	68	3/3	9/15					1/1					21

Goalkeeper		Saves								
No	Name	S/S	%	INF	SPS	SPE	DIG	OSG	ONP	P6M
1	OBEIDAT Ayah (M.W) Majed	7/16	43	1/1	6/15					
<b>Total</b>		7/16	43	1/1	6/15					

Time Out	
1st Half	2nd Half
07:49	07:27

**Running Score**

**Jordan - Hong Kong, China**

1st Half	
OBEIDAT FAM	2 : 0
NASER RAZ	4 : 0
NASER RAZ	6 : 0
NASER RAZ	6 : 2 YIP NM
NASER RAZ	7 : 2
NASER RAZ	7 : 4 CHAN KL
NASER RAZ	8 : 4
NASER RAZ	8 : 6 CHAN KL
NASER RAZ	8 : 8 TSANG CM
OBEIDAT FAM	10 : 8
2nd Half	
NASER RAZ	12 : 8
NASER RAZ	12 : 10 WONG YT
NASER RAZ	12 : 12 TSANG CM
NASER RAZ	13 : 12
KHDEIR LMA	14 : 12
KHDEIR LMA	14 : 14 SUM MY
AL RAWASHDEH NMA	16 : 14
AL RAWASHDEH NMA	16 : 16 TSANG CM
AL RAWASHDEH NMA	16 : 18 TSANG CM
AL HALABEIH STM	18 : 18
NASER RAZ	20 : 18
SALAMEH LMM	21 : 18

**HKG - Hong Kong, China**

Players		Shots									Punishment				PTS
No	Name	G/S	%	INF	SPS	SPE	DIG	OSG	ONP	P6M	1st	2nd	RC	EX	
1	TO Yuen Pik														
2	YIP Nga Man	1/5	20		1/5										2
4	SUM Ming Yee	1/3	33		1/3										2
9	CHAN Kam Ling	2/2	100		2/2										4
13	CHUNG Ka Yu														
16	TSANG Ching Man	4/7	57	0/1	4/6										8
17	CHOW Pui Yee														
25	LAM Tsz Yan	0/4	0	0/2	0/2										
31	LAM Wai Yu														
71	WONG Yee Ting	1/2	50		1/2										2
	Bench/Team														
<b>Total</b>		9/23	39	0/3	9/20										18

Goalkeeper		Saves								
No	Name	S/S	%	INF	SPS	SPE	DIG	OSG	ONP	P6M
1	TO Yuen Pik	4/17	23	0/3	4/13					0/1
13	CHUNG Ka Yu									
<b>Total</b>		4/17	23	0/3	4/13					0/1

Time Out	
1st Half	2nd Half
04:12	09:26

**Referees**

TANJI Naser(SYR)	AYDI SYR Yehia(SYR)

**Technical Delegate**

N H H ALENEZI Khalaf(KUW)	IMRAN Muhammad(PAK)

**LEGEND**

%	Efficiency	1st	1st Suspension	2nd	2nd Suspension	DIG	Direct Shots
EX	Exclusions	G/S	Goals/Shots	INF	Inflight Shots	ONP	One Point Shots
OSG	Other Spectacular Shots	PTS	Points	P6M	6 Meters Penalty Shots	RC	Red Card
S/S	Saves/Shots	SPE	Specialist Shots	SPS	Spin Shots		



**Results**  
Kết quả  
**IND 0 - 2 JPN**  
( 16-24, 9-20 )

**Game No: 48**

**IND - India**

Players		Shots										Punishment				PTS
No	Name	G/S	%	INF	SPS	SPE	DIG	OSG	ONP	P6M		1st	2nd	RC	EX	
1	JYOTI Jyoti															
2	SONIKA Sonika	3/5	60		2/4		1/1									6
3	NEGI Varuni	1/4	25		1/3	0/1										2
4	DARSHAN Darshan	1/2	50	0/1	1/1											2
5	SANJEETA Sanjeeta	0/1	0			0/1										
6	PRACHI Prachi	8/14	57		5/10	1/2			1/1	1/1						15
7	KUMARI Khushbu															
8	SONIA Sonia															
9	SAH Rupa											1	1			
10	HEMA Hema															
	Bench/Team															
<b>Total</b>		13/26	50	0/1	9/18	1/4	1/1		1/1	1/1		1	1			25

Goalkeeper		Saves									
No	Name	S/S	%	INF	SPS	SPE	DIG	OSG	ONP	P6M	
1	JYOTI Jyoti										
8	SONIA Sonia	4/14	28	0/1	2/7	2/8				0/6	
<b>Total</b>		4/14	28	0/1	2/7	2/8				0/6	

Time Out	
1st Half	2nd Half

**JPN - Japan**

Players		Shots										Punishment				PTS
No	Name	G/S	%	INF	SPS	SPE	DIG	OSG	ONP	P6M		1st	2nd	RC	EX	
1	NAKAYA Kaori	7/11	63	1/1	6/8	0/2										14
2	ODA Mai															
3	KUTSUKAKE Erina															
4	TANIKAWA Shoko	6/9	66		1/3	4/5				1/1						12
5	TABATA Runa	7/7	100		1/1	2/2				4/4						14
6	SANADA Midori	1/3	33		1/3											2
7	OGASAWARA Azusa	0/1	0			0/1										
8	SHIBATA Mao	1/1	100							1/1						2
9	FUKUZAWA Ayaka															
10	KATSUDA Saaya															
	Bench/Team															
<b>Total</b>		22/32	68	1/1	9/15	6/10				6/6						44

Goalkeeper		Saves									
No	Name	S/S	%	INF	SPS	SPE	DIG	OSG	ONP	P6M	
7	OGASAWARA Azusa	5/10	50	1/1	2/7	2/2					
9	FUKUZAWA Ayaka	1/5	20			1/2	0/1		0/1	0/1	
<b>Total</b>		6/15	40	1/1	2/7	3/4	0/1		0/1	0/1	

Time Out	
1st Half	2nd Half

**Running Score**

India - Japan	
<b>1st Half</b>	
0 : 2	TANIKAWA S
PRACHI P 2 : 2	
2 : 4	TABATA R
2 : 6	NAKAYA K
PRACHI P 4 : 6	
4 : 8	TABATA R
4 : 10	TANIKAWA S
4 : 12	NAKAYA K
SONIKA S 6 : 12	
6 : 14	TANIKAWA S
PRACHI P 8 : 14	
8 : 16	SHIBATA M
SONIKA S 10 : 16	
PRACHI P 12 : 16	
12 : 18	TABATA R
SONIKA S 14 : 18	
14 : 20	NAKAYA K
14 : 22	TANIKAWA S
NEGI V 16 : 22	
16 : 24	NAKAYA K
<b>2nd Half</b>	
16 : 26	NAKAYA K
PRACHI P 17 : 26	
17 : 28	NAKAYA K
17 : 30	TABATA R
DARSHAN D 19 : 30	
19 : 32	TANIKAWA S
19 : 34	TABATA R
19 : 36	TABATA R
PRACHI P 21 : 36	
21 : 38	TANIKAWA S
21 : 40	NAKAYA K
21 : 42	TABATA R
PRACHI P 23 : 42	
23 : 44	SANADA M
PRACHI P 25 : 44	

**Referees**

HONGJUN Cao(CHN)	JIAN Xu(CHN)	TAWAKOLI Dawud(IRI)	SANGSUKEELUX Chatchai(THA)

**Technical Delegate**

**LEGEND**

%	Efficiency	1st	1st Suspension	2nd	2nd Suspension	DIG	Direct Shots
EX	Exclusions	G/S	Goals/Shots	INF	Inflight Shots	ONP	One Point Shots
OSG	Other Spectacular Shots	PTS	Points	P6M	6 Meters Penalty Shots	RC	Red Card
S/S	Saves/Shots	SPE	Specialist Shots	SPS	Spin Shots		



**Results**  
Kết quả  
**VIE 2 - 0 THA**  
( 17-13, 22-20 )

**Game No: 51**

**VIE - Vietnam**

Players		Shots									Punishment				PTS
No	Name	G/S	%	INF	SPS	SPE	DIG	OSG	ONP	P6M	1st	2nd	RC	EX	
1	NGUYEN THANH Huyen														
2	LU NGOC Trinh	3/6	50		2/5				1/1						5
4	CHAU NGOC THUY Dung	1/2	50		1/2										2
5	le THI THANH Phung	8/12	66		8/12										16
6	NGUYEN KIM Oanh										1	1	1		
7	HA THI Hanh	2/5	40		0/3	2/2									4
8	DAM THI THANH Huyen	2/2	100		1/1					1/1					4
9	NGUYEN THI KIM Thu	3/5	60		2/4	1/1									6
12	TRAN THI Sen	1/1	100			1/1									2
18	NGUYEN THI TRA My										1				
	Bench/Team														
<b>Total</b>		20/33	60		14/27	4/4			1/1	1/1	2	1	1		39

Goalkeeper		Saves								
No	Name	S/S	%	INF	SPS	SPE	DIG	OSG	ONP	P6M
1	NGUYEN THANH Huyen	12/30	40		11/21	0/4				1/5
12	TRAN THI Sen									
<b>Total</b>		12/30	40		11/21	0/4				1/5

Time Out	
1st Half	2nd Half
09:32	09:55

**Running Score**

Vietnam - Thailand	
1st Half	
le THI THANH P	2 : 0
le THI THANH P	4 : 0
	4 : 2 SILA V
	4 : 4 CHALACHAI P
TRAN THI S	6 : 4
LU NGOC T	8 : 4
DAM THI THANH H	10 : 4
LU NGOC T	12 : 4
	12 : 6 SUKJAN S
	12 : 8 SILA V
	12 : 10 SILA V
CHAU NGOC THUY D	14 : 10
DAM THI THANH H	16 : 10
	16 : 12 BUNJARERN P
LU NGOC T	17 : 12
	17 : 13 WONGNARA O
2nd Half	
	17 : 15 SILA V
	17 : 16 SUKJAN S
le THI THANH P	19 : 16
	21 : 16
NGUYEN THI KIM T	23 : 16
le THI THANH P	25 : 16
le THI THANH P	25 : 16
	25 : 18 BUNJARERN P
	25 : 20 WONGNARA O
	25 : 21 SUKJAN S
le THI THANH P	27 : 21
	27 : 23 SILA V
HA THI H	29 : 23
	29 : 25 SILA V
	29 : 27 SUKJAN S
	29 : 29 WONGNARA O
NGUYEN THI KIM T	31 : 29
HA THI H	33 : 29
	33 : 31 BUNJARERN P
NGUYEN THI KIM T	35 : 31
	35 : 33 SILA V
le THI THANH P	37 : 33
le THI THANH P	39 : 33

**THA - Thailand**

Players		Shots									Punishment				PTS
No	Name	G/S	%	INF	SPS	SPE	DIG	OSG	ONP	P6M	1st	2nd	RC	EX	
1	THONGKOT Pakakan														
2	BUNJARERN Pawinee	3/4	75		1/2	2/2									6
4	SILA Vanpen	7/12	58		2/5	1/1				4/6					14
7	SURASON Viyada	0/2	0		0/2										
8	SUKJAN Supharat	4/5	80		3/4	1/1									6
9	MANMAI Punpana										1				
10	SRITHAMMA Kwanruedi														
11	WONGNARA Orrathai	3/5	60		3/5										5
12	JANJIT Kawinthida														
14	CHALACHAI Pornpiroon	1/3	33		1/3						1				2
	Bench/Team														
<b>Total</b>		18/31	58		10/21	4/4				4/6	2				33

Goalkeeper		Saves								
No	Name	S/S	%	INF	SPS	SPE	DIG	OSG	ONP	P6M
1	THONGKOT Pakakan	12/32	37		12/26	0/4			0/1	0/1
12	JANJIT Kawinthida									
<b>Total</b>		12/32	37		12/26	0/4			0/1	0/1

Time Out	
1st Half	2nd Half
08:07	

**Referees**

GHULOOM BAQER Fadhil Ahmed (UAE)	SALEM HASSAN MOHAMMAD Ismail(UAE)	N H H ALENEZI Khalaf(KUW)	SAMHA Zuhir(SYR)

**Technical Delegate**

**LEGEND**

%	Efficiency	1st	1st Suspension	2nd	2nd Suspension	DIG	Direct Shots
EX	Exclusions	G/S	Goals/Shots	INF	Inflight Shots	ONP	One Point Shots
OSG	Other Spectacular Shots	PTS	Points	P6M	6 Meters Penalty Shots	RC	Red Card
S/S	Saves/Shots	SPE	Specialist Shots	SPS	Spin Shots		



**Results**  
Kết quả  
**CHN 2 - 0 TPE**  
( 23-20, 22-15 )

Game No: 54

**CHN - China**

Players		Shots									Punishment				PTS
No	Name	G/S	%	INF	SPS	SPE	DIG	OSG	ONP	P6M	1st	2nd	RC	EX	
1	SI Yan	0/1	0				0/1								
6	SHEN Ping										1	1			
7	HAN Xinru										1				
8	ZHANG Tianjie	7/12	58	6/9	1/2	0/1									14
9	du Jijuan	6/7	85		2/3	1/1				3/3	1				10
14	DONG Dandi														
17	ZHOU Ting	9/13	69	5/7	4/6										17
20	LI Yao	2/2	100			2/2									4
22	LIU Zhiyue														
23	AN Xin														
	Bench/Team														
Total		24/35	68	11/16	7/11	3/4	0/1			3/3	3	1			45

Goalkeeper		Saves							
No	Name	S/S	%	INF	SPS	SPE	DIG	OSG	P6M
1	SI Yan	11/25	44		8/19	3/4			0/2
23	AN Xin	9/13	69		5/7	2/4	1/1		1/1
<b>Total</b>		20/38	52		13/26	5/8	1/1		1/3

Time Out	
1st Half	2nd Half
06:06	09:26

**Running Score**

**China - Chinese Taipei**

1st Half	
ZHANG T	2 : 0
	2 : 2 TSIAI T
ZHOU T	4 : 2
	4 : 4 TSIAI T
LI Y	6 : 4
	6 : 6 CHENG T
du J	8 : 6
	8 : 8 TSIAI T
	8 : 10 TSIAI T
ZHOU T	10 : 10
	10 : 12 CHENG Y
ZHOU T	12 : 12
	12 : 14 CHIEN C
ZHOU T	14 : 14
	14 : 16 TSIAI T
ZHOU T	16 : 16
du J	18 : 16
	18 : 18 TSIAI T
du J	20 : 18
	20 : 20 WANG Y
ZHANG T	22 : 20
du J	23 : 20
2nd Half	
ZHANG T	25 : 20
	25 : 22 CHENG T
ZHOU T	27 : 22
	27 : 23 TSIAI T
du J	29 : 23
ZHANG T	31 : 23
	31 : 25 TSIAI T
ZHANG T	33 : 25
ZHOU T	35 : 25
ZHOU T	37 : 25
	37 : 27 CHIEN C
ZHANG T	39 : 27
du J	40 : 27
	40 : 29 TSIAI T
	40 : 31 SHIH W
ZHANG T	42 : 31
ZHOU T	43 : 31
	43 : 33 TSIAI T
LI Y	45 : 33
	45 : 35 TSIAI T

**TPE - Chinese Taipei**

Players		Shots									Punishment				PTS
No	Name	G/S	%	INF	SPS	SPE	DIG	OSG	ONP	P6M	1st	2nd	RC	EX	
6	HUANG Wei-Jung	0/1	0				0/1								
7	SHIH Wei-Ju	1/4	25			1/4									2
8	CHEN Szu-Yu														
10	CHENG Tzu-Ping	2/4	50		1/2	1/2									4
13	WANG Yu-Fen	1/2	50							1/2	1				2
14	CHENG Ya-Fang	1/2	50		1/2										2
15	CHU Chiu-En										1				
17	CHEN Te-Jung														
20	CHIEN Chen-Chen	2/7	28		2/7										4
30	TSAI Tzu-Hsuan	11/19	57		9/16	1/2				1/1					21
	Bench/Team														
Total		18/39	46		13/27	3/8	0/1			2/3	2				35

Goalkeeper		Saves							
No	Name	S/S	%	INF	SPS	SPE	DIG	OSG	P6M
6	HUANG Wei-Jung	11/35	31	5/16	4/11	1/4	1/1		0/3
<b>Total</b>		11/35	31	5/16	4/11	1/4	1/1		0/3

Time Out	
1st Half	2nd Half

**Referees**

KASSEM Moukachar(LIB)	MOHAMAD ZIAD Mansour(LIB)	TAWAKOLI Dawud(IRI)	NAKADA Minoru(JPN)

**Technical Delegate**

**LEGEND**

%	Efficiency	1st	1st Suspension	2nd	2nd Suspension	DIG	Direct Shots
EX	Exclusions	G/S	Goals/Shots	INF	Inflight Shots	ONP	One Point Shots
OSG	Other Spectacular Shots	PTS	Points	P6M	6 Meters Penalty Shots	RC	Red Card
S/S	Saves/Shots	SPE	Specialist Shots	SPS	Spin Shots		



**Results**  
**Kết quả**  
**JOR 2 - 0 IND**  
**( 13-12, 17-16 )**

**Game No: 43**

**JOR - Jordan**

Players		Shots									Punishment				PTS
No	Name	G/S	%	INF	SPS	SPE	DIG	OSG	ONP	P6M	1st	2nd	RC	EX	
1	OBEIDAT Ayah (M.W) Majed	0/3	0				0/3								
3	AL RAWASHDEH Nahed Methqal Ali	3/7	42		3/6	0/1									6
5	NASER Roa'a Ahmad Zohdi	8/12	66		5/9					3/3					16
8	KHDEIR Layla Mazen Adel	1/2	50			1/2									2
9	ALASH Hanadi Ziad (Mohammad Ali	1/1	100			1/1									1
10	SALAMEH Lubna Mahmoud Mohammad														
11	OBEIDAT Fallak Ali Mefleh	2/4	50		1/1	1/3									4
12	ABEDA Leema Nabeel Omar														
15	ABUALNIL Reem Saeed Mohammad														
19	AL HALABEIH Sara Tariq Mohammad	1/3	33		0/2	1/1					1				1
	Bench/Team														
Total		16/32	50		9/18	4/8	0/3			3/3	1				30

Goalkeeper		Saves							
No	Name	S/S	%	INF	SPS	SPE	DIG	OSG	P6M
1	OBEIDAT Ayah (M.W) Majed	13/27	48	1/1	9/16	3/8			0/2
<b>Total</b>		13/27	48	1/1	9/16	3/8			0/2

Time Out	
1st Half	2nd Half
8:24	

**IND - India**

Players		Shots									Punishment				PTS
No	Name	G/S	%	INF	SPS	SPE	DIG	OSG	ONP	P6M	1st	2nd	RC	EX	
1	JYOTI Jyoti														
2	SONIKA Sonika	0/1	0		0/1										
3	NEGI Varuni	7/10	70		3/4	4/6									14
4	DARSHAN Darshan	0/4	0		0/4						1				
5	SANJEETA Sanjeeta	0/1	0			0/1									
6	PRACHI Prachi	7/10	70	0/1	4/6	1/1				2/2					14
7	KUMARI Khushbu														
8	SONIA Sonia														
9	SAH Rupa										1				
10	HEMA Hema	0/1	0		0/1										
	Bench/Team														
Total		14/27	51	0/1	7/16	5/8				2/2	2				28

Goalkeeper		Saves							
No	Name	S/S	%	INF	SPS	SPE	DIG	OSG	P6M
1	JYOTI Jyoti								
8	SONIA Sonia	16/32	50		9/18	4/8	3/3		0/3
<b>Total</b>		16/32	50		9/18	4/8	3/3		0/3

Time Out	
1st Half	2nd Half
9:39	9:46

**Running Score**

**Jordan - India**

1st Half	
OBEIDAT FAM	2 : 0
NASER RAZ	4 : 0
AL RAWASHDEH NMA	6 : 2
	6 : 4
	6 : 6
	6 : 8
NASER RAZ	8 : 8
	8 : 10
NASER RAZ	8 : 12
NASER RAZ	10 : 12
NASER RAZ	12 : 12
ALASH HZ(A	13 : 12
2nd Half	
AL RAWASHDEH NMA	15 : 12
OBEIDAT FAM	17 : 12
	17 : 14
	17 : 16
NASER RAZ	19 : 16
AL HALABEIH STM	20 : 16
	20 : 18
	20 : 20
NASER RAZ	22 : 20
	22 : 22
NASER RAZ	24 : 22
KHDEIR LMA	26 : 22
	26 : 24
	26 : 26
NASER RAZ	28 : 26
	28 : 28
AL RAWASHDEH NMA	30 : 28

**Referees**

HONGJUN Cao(CHN)	JIAN Xu(CHN)	NAKADA Minoru(JPN)	ALJABRI Issa(OMA)

**Technical Delegate**

LEGEND					
%	Efficiency	1st	1st Suspension	2nd	2nd Suspension
EX	Exclusions	G/S	Goals/Shots	INF	Inflight Shots
OSG	Other Spectacular Shots	PTS	Points	P6M	6 Meters Penalty Shots
S/S	Saves/Shots	SPE	Specialist Shots	SPS	Spin Shots
				DIG	Direct Shots
				ONP	One Point Shots
				RC	Red Card



**Results**  
Kết quả  
**JPN 0 - 2 HKG**  
( 14-19, 16-23 )

**Game No: 44**

**JPN - Japan**

Players		Shots										Punishment				PTS
No	Name	G/S	%	INF	SPS	SPE	DIG	OSG	ONP	P6M	1st	2nd	RC	EX		
1	NAKAYA Kaori	4/7	57		4/7											6
2	ODA Mai															
3	KUTSUKAKE Erina															
4	TANIKAWA Shoko	8/9	88		4/5	4/4										16
5	TABATA Runa	2/3	66	1/1	1/2											4
6	SANADA Midori	2/5	40		2/5											4
7	OGASAWARA Azusa															
8	SHIBATA Mao															
9	FUKUZAWA Ayaka	0/1	0		0/1											
10	KATSUDA Saaya															
	Bench/Team															
Total		16/25	64	1/1	11/20	4/4										30

Goalkeeper		Saves								
No	Name	S/S	%	INF	SPS	SPE	DIG	OSG	ONP	P6M
7	OGASAWARA Azusa									
9	FUKUZAWA Ayaka	0/23	0		0/22	0/1				
Total		0/23	0		0/22	0/1				

Time Out	
1st Half	2nd Half
09:14	05:35

**Running Score**

**Japan - Hong Kong, China**

<b>1st Half</b>	
0 : 2	LAM WY
0 : 4	YIP NM
0 : 6	LAM TY
TABATA R	2 : 6
TANIKAWA S	4 : 6
	4 : 8
TABATA R	6 : 8
TANIKAWA S	8 : 8
	8 : 10
SANADA M	10 : 10
	10 : 12
TANIKAWA S	12 : 12
	12 : 14
	12 : 16
	12 : 18
TANIKAWA S	14 : 18
	14 : 19
<b>2nd Half</b>	
	14 : 21
	14 : 23
TANIKAWA S	16 : 23
	16 : 25
NAKAYA K	17 : 25
	17 : 27
	17 : 29
SANADA M	19 : 29
	19 : 31
	19 : 33
	19 : 34
NAKAYA K	20 : 34
	20 : 35
NAKAYA K	22 : 35
TANIKAWA S	24 : 35
	24 : 37
NAKAYA K	26 : 37
	26 : 38
	26 : 40
TANIKAWA S	28 : 40
TANIKAWA S	30 : 40
	30 : 42

**HKG - Hong Kong, China**

Players		Shots										Punishment				PTS
No	Name	G/S	%	INF	SPS	SPE	DIG	OSG	ONP	P6M	1st	2nd	RC	EX		
1	TO Yuen Pik	1/1	100		1/1											1
2	YIP Nga Man	2/2	100		1/1	1/1					1	1				4
4	SUM Ming Yee	3/3	100		3/3											4
9	CHAN Kam Ling	3/4	75		3/4						1					6
13	CHUNG Ka Yu															
16	TSANG Ching Man	7/8	87		7/8											13
17	CHOW Pui Yee															
25	LAM Tsz Yan	4/6	66		4/6											8
31	LAM Wai Yu	2/3	66		2/3											4
71	WONG Yee Ting	1/1	100		1/1											2
	Bench/Team															
Total		23/28	82		22/27	1/1						2	1			42

Goalkeeper		Saves								
No	Name	S/S	%	INF	SPS	SPE	DIG	OSG	ONP	P6M
1	TO Yuen Pik	3/19	15	0/1	3/14	0/4				
13	CHUNG Ka Yu									
Total		3/19	15	0/1	3/14	0/4				

Time Out	
1st Half	2nd Half
09:39	09:18

**Referees**

SAJEDI Abdollah(IRI)	MAHMOUDI Ahmadreza(IRI)	SAMHA Zuhir(SYR)	VILLA-REAL FRANQUELLI Joanna (PHI)

**Technical Delegate**

**LEGEND**

%	Efficiency	1st	1st Suspension	2nd	2nd Suspension	DIG	Direct Shots
EX	Exclusions	G/S	Goals/Shots	INF	Inflight Shots	ONP	One Point Shots
OSG	Other Spectacular Shots	PTS	Points	P6M	6 Meters Penalty Shots	RC	Red Card
S/S	Saves/Shots	SPE	Specialist Shots	SPS	Spin Shots		





**Results**  
Kết quả  
**JOR 0 - 2 TPE**  
( 15-20, 7-20 )

**Game No: 7**

**JOR - Jordan**

Players		Shots									Punishment				PTS
No	Name	G/S	%	INF	SPS	SPE	DIG	OSG	ONP	P6M	1st	2nd	RC	EX	
1	OBEIDAT Ayah (M.W) Majed														
3	AL RAWASHDEH Nahed Methqal Ali	4/5	80	1/1	3/4										7
5	NASER Roa'a Ahmad Zohdi	2/2	100	1/1	1/1										4
8	KHDEIR Layla Mazen Adel	1/2	50		1/2										1
9	ALASH Hanadi Ziad (Mohammad Ali	3/3	100	1/1	2/2						1				6
10	SALAMEH Lubna Mahmoud Mohammad	1/2	50		1/2										2
11	OBEIDAT Fallak Ali Mefleh	1/2	50	0/1	1/1										2
12	ABEDA Leema Nabeel Omar														
15	ABUALNIL Reem Saeed Mohammad														
19	AL HALABEIH Sara Tariq Mohammad														
	Bench/Team														
<b>Total</b>		12/16	75	3/4	9/12						1				22

Goalkeeper		Saves								
No	Name	S/S	%	INF	SPS	SPE	DIG	OSG	ONP	P6M
1	OBEIDAT Ayah (M.W) Majed	4/15	26	0/2	3/8	0/1	0/2			1/2
<b>Total</b>		4/15	26	0/2	3/8	0/1	0/2			1/2

Time Out	
1st Half	2nd Half
1:	

**Running Score**

**Jordan - Chinese Taipei**

1st Half	
0 : 2	TSAI T
2 : 2	NASER RAZ
2 : 4	CHU C
2 : 6	HUANG W
3 : 6	AL RAWASHDEH NMA
3 : 8	CHHEN C
3 : 10	SHIH W
3 : 12	CHHEN C
5 : 12	NASER RAZ
5 : 14	HUANG W
7 : 14	AL RAWASHDEH NMA
7 : 16	CHU C
9 : 16	ALASH HZ(A
9 : 18	SHIH W
11 : 18	AL RAWASHDEH NMA
13 : 18	AL RAWASHDEH NMA
15 : 18	ALASH HZ(A
15 : 20	WANG Y
2nd Half	
15 : 22	SHIH W
15 : 24	SHIH W
15 : 26	HUANG W
17 : 26	OBEIDAT FAM
19 : 26	SALAMEH LMM
19 : 28	CHU C
21 : 28	ALASH HZ(A
21 : 30	CHU C
21 : 32	CHEN T
21 : 34	HUANG W
22 : 34	KHDEIR LMA
22 : 36	CHEN S
22 : 38	HUANG W
22 : 40	SHIH W

**TPE - Chinese Taipei**

Players		Shots									Punishment				PTS
No	Name	G/S	%	INF	SPS	SPE	DIG	OSG	ONP	P6M	1st	2nd	RC	EX	
6	HUANG Wei-Jung	5/5	100		1/1	1/1	3/3								10
7	SHIH Wei-Ju	5/5	100	2/2	2/2	1/1									10
8	CHEN Szu-Yu	1/1	100		1/1										2
10	CHENG Tzu-Ping														
13	WANG Yu-Fen	1/1	100		1/1										2
14	CHENG Ya-Fang	0/3	0		0/3										
15	CHU Chiu-En	4/4	100		4/4										8
17	CHEN Te-Jung	1/2	50							1/2					2
20	CHIEN Chen-Chen	2/2	100		2/2										4
30	TSAI Tzu-Hsuan	1/2	50		1/2										2
	Bench/Team														
<b>Total</b>		20/25	80	2/2	12/16	2/2	3/3			1/2					40

Goalkeeper		Saves								
No	Name	S/S	%	INF	SPS	SPE	DIG	OSG	ONP	P6M
6	HUANG Wei-Jung	4/16	25	1/4	3/12					
<b>Total</b>		4/16	25	1/4	3/12					

Time Out	
1st Half	2nd Half
1:	

**Referees**

AL-YAZEEDI Ali(QAT)	MOHAMMED S H AL-HAIL Khalid (QAT)	N H H ALENEZI Khalaf(KUW)	HABIBI Alireza(IRI)

**Technical Delegate**

LEGEND							
%	Efficiency	1st	1st Suspension	2nd	2nd Suspension	DIG	Direct Shots
EX	Exclusions	G/S	Goals/Shots	INF	Inflight Shots	ONP	One Point Shots
OSG	Other Spectacular Shots	PTS	Points	P6M	6 Meters Penalty Shots	RC	Red Card
S/S	Saves/Shots	SPE	Specialist Shots	SPS	Spin Shots		



**Results**  
Kết quả  
**HKG 0 - 2 TPE**  
( 16-17, 18-19 )

Game No: 10

**HKG - Hong Kong, China**

Players		Shots										Punishment				PTS
No	Name	G/S	%	INF	SPS	SPE	DIG	OSG	ONP	P6M		1st	2nd	RC	EX	
1	TO Yuen Pik															
2	YIP Nga Man	5/7	71	1/1	4/6											8
4	SUM Ming Yee	2/3	66		1/1		1/2									4
9	CHAN Kam Ling	4/6	66	1/2	3/4											6
13	CHUNG Ka Yu															
16	TSANG Ching Man	3/5	60		1/3					2/2						6
17	CHOW Pui Yee											1				
25	LAM Tsz Yan	2/2	100		2/2											4
31	LAM Wai Yu	2/2	100		1/1		1/1									4
71	WONG Yee Ting	1/3	33		1/3											2
	Bench/Team															
<b>Total</b>		19/28	67	2/3	13/20		2/3			2/2		1				34

Goalkeeper		Saves									
No	Name	S/S	%	INF	SPS	SPE	DIG	OSG	ONP	P6M	
1	TO Yuen Pik										
13	CHUNG Ka Yu	3/23	13		0/15	0/1	2/6			1/1	
<b>Total</b>		3/23	13		0/15	0/1	2/6			1/1	

Time Out	
1st Half	2nd Half
1:	

**Running Score**

**Hong Kong, China - Chinese Taipei**

1st Half	
LAM WY	2 : 0
	2 : 1 CHIEN C
YIP NM	3 : 1
CHAN KL	4 : 1
	4 : 2 TSAI T
	4 : 4 TSAI T
	4 : 6 CHIEN C
CHAN KL	6 : 6
	6 : 8 WANG Y
CHAN KL	7 : 8
	7 : 10 SHIH W
YIP NM	8 : 10
	8 : 12 SHIH W
CHAN KL	10 : 12
	10 : 14 CHIEN C
TSANG CM	12 : 14
	12 : 16 SHIH W
YIP NM	14 : 16
TSANG CM	16 : 16
	16 : 17 CHIEN C
2nd Half	
	16 : 19 WANG Y
LAM TY	18 : 19
	18 : 20 CHIEN C
SUM MY	20 : 20
TSANG CM	22 : 20
	22 : 22 CHENG T
LAM WY	24 : 22
YIP NM	26 : 22
	26 : 24 TSAI T
SUM MY	28 : 24
	28 : 26 CHIEN C
	28 : 28 CHENG T
	28 : 30 CHIEN C
WONG YT	30 : 30
	30 : 32 TSAI T
LAM TY	32 : 32
	32 : 34 CHIEN C
YIP NM	34 : 34
	34 : 36 SHIH W

**TPE - Chinese Taipei**

Players		Shots										Punishment				PTS
No	Name	G/S	%	INF	SPS	SPE	DIG	OSG	ONP	P6M		1st	2nd	RC	EX	
6	HUANG Wei-Jung															
7	SHIH Wei-Ju	4/7	57		1/2		3/5									8
8	CHEN Szu-Yu	0/1	0							0/1						
10	CHENG Tzu-Ping	2/2	100		2/2											4
13	WANG Yu-Fen	2/2	100		2/2											4
14	CHENG Ya-Fang															
15	CHU Chiu-En															
17	CHEN Te-Jung															
20	CHIEN Chen-Chen	8/10	80		6/7	1/1	1/2									13
30	TSAI Tzu-Hsuan	4/5	80		4/4		0/1									7
	Bench/Team															
<b>Total</b>		20/27	74		15/17	1/1	4/8			0/1						36

Goalkeeper		Saves									
No	Name	S/S	%	INF	SPS	SPE	DIG	OSG	ONP	P6M	
6	HUANG Wei-Jung	3/22	13	0/2	2/15		1/3			0/2	
<b>Total</b>		3/22	13	0/2	2/15		1/3			0/2	

Time Out	
1st Half	2nd Half
1:	

**Referees**

SAJEDI Abdollah(IRI)	MAHMOUDI Ahmadreza(IRI)	N H H ALENEZI Khalaf(KUW)	SANGSUKEELUX Chatchai(THA)

**Technical Delegate**

**LEGEND**

%	Efficiency	1st	1st Suspension	2nd	2nd Suspension	DIG	Direct Shots
EX	Exclusions	G/S	Goals/Shots	INF	Inflight Shots	ONP	One Point Shots
OSG	Other Spectacular Shots	PTS	Points	P6M	6 Meters Penalty Shots	RC	Red Card
S/S	Saves/Shots	SPE	Specialist Shots	SPS	Spin Shots		



**Results**  
**Kết quả**  
**JOR 0 - 2 VIE**  
**( 6-20, 16-19 )**

**Game No: 17**

**JOR - Jordan**

Players		Shots									Punishment				PTS
No	Name	G/S	%	INF	SPS	SPE	DIG	OSG	ONP	P6M	1st	2nd	RC	EX	
1	OBEIDAT Ayah (M.W) Majed														
3	AL RAWASHDEH Nahed Methqal Ali	1/2	50		1/2										2
5	NASER Roa'a Ahmad Zohdi	7/10	70	0/1	6/8	1/1						1			12
8	KHDEIR Layla Mazen Adel	0/1	0		0/1										
9	ALASH Hanadi Ziad (Mohammad Ali	1/7	14		1/7										2
10	SALAMEH Lubna Mahmoud Mohammad											1			
11	OBEIDAT Fallak Ali Mefleh	3/3	100		2/2	1/1									6
12	ABEDA Leema Nabeel Omar														
15	ABUALNIL Reem Saeed Mohammad														
19	AL HALABEIH Sara Tariq Mohammad														
	Bench/Team														
<b>Total</b>		12/23	52	0/1	10/20	2/2						2			22

Goalkeeper		Saves								
No	Name	S/S	%	INF	SPS	SPE	DIG	OSG	ONP	P6M
1	OBEIDAT Ayah (M.W) Majed	7/27	25	0/2	1/8	6/12				0/5
<b>Total</b>		7/27	25	0/2	1/8	6/12				0/5

Time Out	
1st Half	2nd Half
5:29	

**VIE - Vietnam**

Players		Shots									Punishment				PTS
No	Name	G/S	%	INF	SPS	SPE	DIG	OSG	ONP	P6M	1st	2nd	RC	EX	
1	NGUYEN THANH Huyen														
2	LU NGOC Trinh	3/6	50		2/3	1/3									6
4	CHAU NGOC THUY Dung														
5	le THI THANH Phung	1/2	50		1/1	0/1									2
6	NGUYEN KIM Oanh	1/1	100		1/1										1
7	HA THI Hanh	2/5	40		0/1	2/4									4
8	DAM THI THANH Huyen	10/12	83	1/1	1/2	3/4				5/5					20
9	NGUYEN THI KIM Thu	3/4	75	1/1	2/2	0/1									6
12	TRAN THI Sen														
18	NGUYEN THI TRA My														
	Bench/Team														
<b>Total</b>		20/30	66	2/2	7/10	6/13				5/5					39

Goalkeeper		Saves								
No	Name	S/S	%	INF	SPS	SPE	DIG	OSG	ONP	P6M
1	NGUYEN THANH Huyen	9/21	42	1/1	8/18	0/2				
12	TRAN THI Sen									
<b>Total</b>		9/21	42	1/1	8/18	0/2				

Time Out	
1st Half	2nd Half
9:22	

**Running Score**

**Jordan - Vietnam**

1st Half	
0 : 2	HA THI H
NASER RAZ 2 : 2	
2 : 4	DAM THI THANH H
NASER RAZ 4 : 4	
4 : 6	DAM THI THANH H
4 : 8	DAM THI THANH H
4 : 10	DAM THI THANH H
4 : 12	LU NGOC T
4 : 14	NGUYEN THI KIM T
4 : 16	DAM THI THANH H
NASER RAZ 6 : 16	
6 : 18	le THI THANH P
6 : 20	DAM THI THANH H
2nd Half	
OBEIDAT FAM 8 : 20	
8 : 22	DAM THI THANH H
OBEIDAT FAM 10 : 22	
AL RAWASHDEH NMA 12 : 22	
12 : 24	DAM THI THANH H
NASER RAZ 14 : 24	
14 : 26	LU NGOC T
14 : 28	NGUYEN THI KIM T
14 : 30	DAM THI THANH H
NASER RAZ 15 : 30	
NASER RAZ 17 : 30	
17 : 32	NGUYEN THI KIM T
ALASH HZ(A) 19 : 32	
NASER RAZ 20 : 32	
20 : 34	LU NGOC T
20 : 36	DAM THI THANH H
OBEIDAT FAM 22 : 36	
22 : 38	HA THI H
22 : 39	NGUYEN KIM O

**Referees**

HONGJUN Cao(CHN)	JIAN Xu(CHN)

**Technical Delegate**

SAMHA Zuhir(SYR)	ALJABRI Issa(OMA)

**LEGEND**

%	Efficiency	1st	1st Suspension	2nd	2nd Suspension	DIG	Direct Shots
EX	Exclusions	G/S	Goals/Shots	INF	Inflight Shots	ONP	One Point Shots
OSG	Other Spectacular Shots	PTS	Points	P6M	6 Meters Penalty Shots	RC	Red Card
S/S	Saves/Shots	SPE	Specialist Shots	SPS	Spin Shots		



**Results**  
**Kết quả**  
**JOR 2 - 0 HKG**  
**( 17-16, 12-10 )**

**Game No: 21**

**JOR - Jordan**

Players		Shots									Punishment				PTS
No	Name	G/S	%	INF	SPS	SPE	DIG	OSG	ONP	P6M	1st	2nd	RC	EX	
1	OBEIDAT Ayah (M.W) Majed	1/1	100		1/1										2
3	AL RAWASHDEH Nahed Methqal Ali	8/11	72	1/1	5/8					2/2					13
5	NASER Roa'a Ahmad Zohdi	3/6	50		2/5		1/1								4
8	KHDEIR Layla Mazen Adel	4/5	80		3/4		1/1								6
9	ALASH Hanadi Ziad (Mohammad Ali														
10	SALAMEH Lubna Mahmoud Mohammad	0/1	0		0/1										
11	OBEIDAT Fallak Ali Mefleh	1/2	50		0/1		1/1								2
12	ABEDA Leema Nabeel Omar														
15	ABUALNIL Reem Saeed Mohammad														
19	AL HALABEIH Sara Tariq Mohammad	1/2	50		1/2										2
	Bench/Team														
Total		18/28	64	1/1	12/22		3/3			2/2					29

Goalkeeper		Saves							
No	Name	S/S	%	INF	SPS	SPE	DIG	OSG	P6M
1	OBEIDAT Ayah (M.W) Majed	15/28	53		9/20		6/8		
<b>Total</b>		15/28	53		9/20		6/8		

Time Out	
1st Half	2nd Half
9:43	9:12

**Running Score**

**Jordan - Hong Kong, China**

1st Half	
0 : 2	LAM WY
NASER RAZ	1 : 2
AL RAWASHDEH NMA	2 : 2
AL RAWASHDEH NMA	4 : 2
	4 : 4
AL RAWASHDEH NMA	5 : 4
	5 : 6
AL RAWASHDEH NMA	7 : 6
	7 : 8
AL RAWASHDEH NMA	9 : 8
	9 : 10
	9 : 12
	9 : 14
AL RAWASHDEH NMA	11 : 14
AL RAWASHDEH NMA	12 : 14
AL RAWASHDEH NMA	14 : 14
	14 : 16
	16 : 16
	17 : 16
2nd Half	
	17 : 18
	19 : 18
	19 : 20
AL HALABEIH STM	21 : 20
NASER RAZ	23 : 20
	23 : 22
	24 : 22
KHDEIR LMA	24 : 22
OBEIDAT A/M	26 : 22
	26 : 24
	26 : 24
KHDEIR LMA	28 : 24
	28 : 26
NASER RAZ	29 : 26

**HKG - Hong Kong, China**

HONG KONG, CHINA

Players		Shots									Punishment				PTS
No	Name	G/S	%	INF	SPS	SPE	DIG	OSG	ONP	P6M	1st	2nd	RC	EX	
1	TO Yuen Pik														
2	YIP Nga Man	3/4	75		3/4										6
4	SUM Ming Yee														
9	CHAN Kam Ling										1				
13	CHUNG Ka Yu														
16	TSANG Ching Man	4/8	50		4/7		0/1								8
17	CHOW Pui Yee										1				
25	LAM Tsz Yan	2/6	33		2/3		0/3								4
31	LAM Wai Yu	2/6	33		1/3		1/3								4
71	WONG Yee Ting	2/4	50		1/3		1/1								4
	Bench/Team														
Total		13/28	46		11/20		2/8				2				26

Goalkeeper		Saves							
No	Name	S/S	%	INF	SPS	SPE	DIG	OSG	P6M
1	TO Yuen Pik	8/22	36		8/18		0/2		0/2
13	CHUNG Ka Yu	2/5	40	0/1	2/4				
<b>Total</b>		10/27	37	0/1	10/22		0/2		0/2

Time Out	
1st Half	2nd Half
9:58	

**Referees**

KHLANGDIT Kitisak(THA)	BANDITPIBOON Sompop(THA)	TAWAKOLI Dawud(IRI)	SAMHA Zuhir(SYR)

**Technical Delegate**

**LEGEND**

%	Efficiency	1st	1st Suspension	2nd	2nd Suspension	DIG	Direct Shots
EX	Exclusions	G/S	Goals/Shots	INF	Inflight Shots	ONP	One Point Shots
OSG	Other Spectacular Shots	PTS	Points	P6M	6 Meters Penalty Shots	RC	Red Card
S/S	Saves/Shots	SPE	Specialist Shots	SPS	Spin Shots		



**Results**  
Kết quả  
**HKG 0 - 2 VIE**  
( 10-18, 10-17 )

**Game No: 32**

**HKG - Hong Kong, China**

Players		Shots									Punishment				PTS
No	Name	G/S	%	INF	SPS	SPE	DIG	OSG	ONP	P6M	1st	2nd	RC	EX	
1	TO Yuen Pik														
2	YIP Nga Man	2/4	50		2/4										4
4	SUM Ming Yee	1/2	50	1/2							1				2
9	CHAN Kam Ling	2/2	100		2/2										4
13	CHUNG Ka Yu														
16	TSANG Ching Man	2/4	50		1/2		0/1			1/1					4
17	CHOW Pui Yee														
25	LAM Tsz Yan	1/5	20	1/1	0/4										2
31	LAM Wai Yu	2/6	33	2/5			0/1								4
71	WONG Yee Ting														
	Bench/Team														
<b>Total</b>		10/23	43	4/8	5/12		0/2			1/1	1				20

Goalkeeper		Saves								
No	Name	S/S	%	INF	SPS	SPE	DIG	OSG	ONP	P6M
1	TO Yuen Pik	0/1	0		0/1					
13	CHUNG Ka Yu	8/25	32	3/9	4/11		0/1	1/2		0/2
<b>Total</b>		8/26	30	3/9	4/12		0/1	1/2		0/2

Time Out	
1st Half	2nd Half
06:42	07:15

**Running Score**

**Hong Kong, China - Vietnam**

1st Half	
LAM WY	2 : 0
	2 : 2 NGUYEN THI KIM T
	2 : 4 NGUYEN THI KIM T
LAM WY	4 : 4
	4 : 6 NGUYEN THI KIM T
	4 : 8 HA THI H
	4 : 10 le THI THANH P
	4 : 12 HA THI H
	4 : 14 LU NGOC T
TSANG CM	6 : 14
	6 : 16 DAM THI THANH H
	6 : 18 LU NGOC T
YIP NM	8 : 18
TSANG CM	10 : 18
2nd Half	
	10 : 20 NGUYEN THI KIM T
	10 : 22 DAM THI THANH H
LAM TY	12 : 22
YIP NM	14 : 22
CHAN KL	16 : 22
	16 : 24 NGUYEN KIM O
	16 : 26 HA THI H
	16 : 28 LU NGOC T
	16 : 30 NGUYEN KIM O
	16 : 32 le THI THANH P
SUM MY	18 : 32
CHAN KL	20 : 32
	20 : 34 DAM THI THANH H
	20 : 35 DAM THI THANH H

**VIE - Vietnam**

Players		Shots									Punishment				PTS
No	Name	G/S	%	INF	SPS	SPE	DIG	OSG	ONP	P6M	1st	2nd	RC	EX	
1	NGUYEN THANH Huyen														
2	LU NGOC Trinh	3/7	42	0/1	3/5			0/1							6
4	CHAU NGOC THUY Dung														
5	le THI THANH Phung	2/3	66	1/1	1/2										4
6	NGUYEN KIM Oanh	2/2	100						2/2		1	1			4
7	HA THI Hanh	3/4	75	3/4											6
8	DAM THI THANH Huyen	4/5	80	1/1	2/3			1/1							7
9	NGUYEN THI KIM Thu	4/6	66	1/2	2/3		1/1								8
12	TRAN THI Sen														
18	NGUYEN THI TRA My														
	Bench/Team														
<b>Total</b>		18/27	66	6/9	8/13		1/1	1/2		2/2	1	1			35

Goalkeeper		Saves								
No	Name	S/S	%	INF	SPS	SPE	DIG	OSG	ONP	P6M
1	NGUYEN THANH Huyen	10/19	52	1/4	7/12		2/2			0/1
12	TRAN THI Sen									
<b>Total</b>		10/19	52	1/4	7/12		2/2			0/1

Time Out	
1st Half	2nd Half
09:38	09:53

**Referees**

GHULOOM BAQER Fadhil Ahmed (UAE)	SALEM HASSAN MOHAMMAD Ismail(UAE)

**Technical Delegate**

N H H ALENEZI Khalaf(KUW)	SANGSUKEELUX Chatchai(THA)

**LEGEND**

%	Efficiency	1st	1st Suspension	2nd	2nd Suspension	DIG	Direct Shots
EX	Exclusions	G/S	Goals/Shots	INF	Inflight Shots	ONP	One Point Shots
OSG	Other Spectacular Shots	PTS	Points	P6M	6 Meters Penalty Shots	RC	Red Card
S/S	Saves/Shots	SPE	Specialist Shots	SPS	Spin Shots		



**Results**  
Kết quả  
**VIE 2 - 1 TPE**  
( 23-12, 18-20, 7-4 )

Game No: 40

**VIE - Vietnam**

Players		Shots									Punishment				PTS
No	Name	G/S	%	INF	SPS	SPE	DIG	OSG	ONP	P6M	1st	2nd	RC	EX	
1	NGUYEN THANH Huyen														
2	LU NGOC Trinh	2/6	33		2/6										4
4	CHAU NGOC THUY Dung														
5	le THI THANH Phung	8/12	66	1/1	7/10					0/1					16
6	NGUYEN KIM Oanh	2/2	100							2/2	1				4
7	HA THI Hanh	3/6	50	2/3			0/2			1/1					6
8	DAM THI THANH Huyen	5/5	100		4/4					1/1					8
9	NGUYEN THI KIM Thu	5/6	83		4/5					1/1					10
12	TRAN THI Sen														
18	NGUYEN THI TRA My														
	Bench/Team														
<b>Total</b>		25/37	67	3/4	17/25		0/2			5/6	1				48

Goalkeeper		Saves								
No	Name	S/S	%	INF	SPS	SPE	DIG	OSG	ONP	P6M
1	NGUYEN THANH Huyen	9/27	33	1/3	3/15		2/3			3/6
12	TRAN THI Sen									
<b>Total</b>		9/27	33	1/3	3/15		2/3			3/6

Time Out	
1st Half	2nd Half
09:47	09:41

**Running Score**

**Vietnam - Chinese Taipei**

1st Half	
DAM THI THANH H	2 : 0
DAM THI THANH H	4 : 0
le THI THANH P	6 : 0
	6 : 2 CHEN T
NGUYEN THI KIM T	8 : 2
DAM THI THANH H	9 : 2
	9 : 4 CHENG T
	9 : 6 CHENG T
le THI THANH P	11 : 6
	11 : 8 TSAI T
HA THI H	13 : 8
	13 : 10 TSAI T
NGUYEN THI KIM T	15 : 10
le THI THANH P	17 : 10
	17 : 12 CHENG T
HA THI H	19 : 12
LU NGOC T	21 : 12
le THI THANH P	23 : 12
2nd Half	
	23 : 14 CHENG Y
	23 : 16 TSAI T
NGUYEN THI KIM T	25 : 16
le THI THANH P	27 : 16
	27 : 18 TSAI T
le THI THANH P	29 : 18
	29 : 20 TSAI T
NGUYEN KIM O	31 : 20
	31 : 22 TSAI T
DAM THI THANH H	33 : 22
	33 : 24 SHIH W
	33 : 26 CHENG T
NGUYEN THI KIM T	35 : 26
	35 : 28 SHIH W
LU NGOC T	37 : 28
le THI THANH P	39 : 28
	39 : 30 CHU C
le THI THANH P	41 : 30
	41 : 32 CHENG T
Penalty Shoot Out	
NGUYEN KIM O	43 : 32
	43 : 34 CHENG T
NGUYEN THI KIM T	45 : 34
	45 : 36 TSAI T
HA THI H	47 : 36
DAM THI THANH H	48 : 36

**TPE - Chinese Taipei**

Players		Shots									Punishment				PTS
No	Name	G/S	%	INF	SPS	SPE	DIG	OSG	ONP	P6M	1st	2nd	RC	EX	
6	HUANG Wei-Jung														
7	SHIH Wei-Ju	2/3	66	1/2			1/1								4
8	CHEN Szu-Yu														
10	CHENG Tzu-Ping	6/8	75		5/6		0/1			1/1	1				12
13	WANG Yu-Fen														
14	CHENG Ya-Fang	1/3	33	0/1	1/1					0/1					2
15	CHU Chiu-En	1/3	33	1/1			0/1			0/1					2
17	CHEN Te-Jung	1/2	50							1/2					2
20	CHIEN Chen-Chen	0/1	0							0/1					
30	TSAI Tzu-Hsuan	7/10	70		6/9					1/1	1				14
	Bench/Team														
<b>Total</b>		18/30	60	2/4	12/16		1/3			3/7	2				36

Goalkeeper		Saves								
No	Name	S/S	%	INF	SPS	SPE	DIG	OSG	ONP	P6M
6	HUANG Wei-Jung	8/33	24	1/4	5/22		1/1			1/6
<b>Total</b>		8/33	24	1/4	5/22		1/1			1/6

Time Out	
1st Half	2nd Half
	09:26

**Referees**

KASSEM Moukachar(LIB)	MOHAMAD ZIAD Mansour(LIB)	N H H ALENEZI Khalaf(KUW)	SAMHA Zuhir(SYR)

**Technical Delegate**

**LEGEND**

%	Efficiency	1st	1st Suspension	2nd	2nd Suspension	DIG	Direct Shots
EX	Exclusions	G/S	Goals/Shots	INF	Inflight Shots	ONP	One Point Shots
OSG	Other Spectacular Shots	PTS	Points	P6M	6 Meters Penalty Shots	RC	Red Card
S/S	Saves/Shots	SPE	Specialist Shots	SPS	Spin Shots		





**Results**  
Kết quả  
**BAN 0 - 2 THA**  
( 8-22, 10-19 )

**Game No: 3**

**BAN - Bangladesh**

Players		Shots										Punishment				PTS
No	Name	G/S	%	INF	SPS	SPE	DIG	OSG	ONP	P6M		1st	2nd	RC	EX	
1	MING Shushila															
3	SIFA Mosammat												1			
4	AKTER Shirina															
5	KHATUN Mosammat Rahima															
6	RANI Purnima	4/4	100	2/2	2/2											4
7	BAGUM Sumy															
8	BISWAS Falguni	3/3	100	3/3												3
9	NISHE Ismat Ara	3/3	100	3/3												5
10	AKTER Dalia	4/4	100	4/4												6
12	PINKY Tabassum Tamanna															
	Bench/Team															
<b>Total</b>		14/14	100	12/12	2/2							1				18

Goalkeeper		Saves									
No	Name	S/S	%	INF	SPS	SPE	DIG	OSG	ONP	P6M	
1	MING Shushila	0/22	0	0/7	0/7	0/1	0/4		0/2	0/1	
12	PINKY Tabassum Tamanna										
<b>Total</b>		0/22	0	0/7	0/7	0/1	0/4		0/2	0/1	

Time Out	
1st Half	2nd Half

**Running Score**

**Bangladesh - Thailand**

1st Half	
0 : 2	BUNJARERN P
0 : 4	BUNJARERN P
0 : 6	SILA V
1 : 6	
1 : 8	WONGNARA O
1 : 10	SILA V
1 : 12	CHALACHAI P
1 : 14	WONGNARA O
2 : 14	
4 : 14	
5 : 14	
5 : 16	SILA V
6 : 16	
6 : 18	MANMAI P
6 : 19	MANMAI P
6 : 21	WONGNARA O
6 : 22	SURASON V
8 : 22	
2nd Half	
8 : 23	MANMAI P
9 : 23	
9 : 25	SURASON V
10 : 25	
10 : 27	BUNJARERN P
12 : 27	
12 : 29	SURASON V
13 : 29	
13 : 31	WONGNARA O
13 : 33	SUKJAN S
13 : 35	JANJIT K
13 : 37	WONGNARA O
15 : 37	
16 : 37	
16 : 39	SILA V
17 : 39	
17 : 41	WONGNARA O
18 : 41	

**THA - Thailand**

Players		Shots										Punishment				PTS
No	Name	G/S	%	INF	SPS	SPE	DIG	OSG	ONP	P6M		1st	2nd	RC	EX	
1	THONGKOT Pakakan															
2	BUNJARERN Pawinee	3/3	100	2/2	1/1											6
4	SILA Vanpen	4/4	100	1/1	2/2	1/1										8
7	SURASON Viyada	3/3	100	1/1			1/1			1/1						5
8	SUKJAN Supharat	1/1	100		1/1											2
9	MANMAI Punpana	3/3	100	1/1	1/1		1/1									4
10	SRITHAMMA Kwanruedi															
11	WONGNARA Orrathai	6/6	100	1/1	2/2		1/1		2/2							12
12	JANJIT Kawinithida	1/1	100				1/1									2
14	CHALACHAI Pornpiroon	1/1	100	1/1												2
	Bench/Team															
<b>Total</b>		22/22	100	7/7	7/7	1/1	4/4		2/2	1/1						41

Goalkeeper		Saves									
No	Name	S/S	%	INF	SPS	SPE	DIG	OSG	ONP	P6M	
1	THONGKOT Pakakan	0/10	0	0/9	0/1						
12	JANJIT Kawinithida	0/4	0	0/3	0/1						
<b>Total</b>		0/14	0	0/12	0/2						

Time Out	
1st Half	2nd Half

**Referees**

NGUYEN DAC Thinh(VIE)	THACH le Hung(VIE)

**Technical Delegate**

SAMHA Zuhir(SYR)	

**LEGEND**

%	Efficiency	1st	1st Suspension	2nd	2nd Suspension	DIG	Direct Shots
EX	Exclusions	G/S	Goals/Shots	INF	Inflight Shots	ONP	One Point Shots
OSG	Other Spectacular Shots	PTS	Points	P6M	6 Meters Penalty Shots	RC	Red Card
S/S	Saves/Shots	SPE	Specialist Shots	SPS	Spin Shots		





**Results**  
Kết quả  
**IND 0 - 2 CHN**  
( 12-25, 5-16 )

**Game No: 4**

**IND - India**

Players		Shots										Punishment				PTS
No	Name	G/S	%	INF	SPS	SPE	DIG	OSG	ONP	P6M	1st	2nd	RC	EX		
1	JYOTI Jyoti															
2	SONIKA Sonika															
3	NEGI Varuni	3/3	100		2/2	1/1									6	
4	DARSHAN Darshan	3/3	100		3/3										6	
5	SANJEETA Sanjeeta	0/3	0		0/3											
6	PRACHI Prachi	0/1	0		0/1											
7	KUMARI Khushbu										1	1				
8	SONIA Sonia															
9	SAH Rupa										1					
10	HEMA Hema	3/3	100		3/3										5	
	Bench/Team															
Total		9/13	69		8/12	1/1					2	1			17	

Goalkeeper		Saves								
No	Name	S/S	%	INF	SPS	SPE	DIG	OSG	ONP	P6M
1	JYOTI Jyoti	1/11	9	0/1	1/7					0/3
8	SONIA Sonia	2/13	15	0/1	2/8	0/2				0/2
Total		3/24	12	0/2	3/15	0/2				0/5

Time Out	
1st Half	2nd Half

**Running Score**

India - China	
<b>1st Half</b>	
0 : 2	LI Y
2 : 2	NEGI V
2 : 4	ZHOU T
4 : 4	NEGI V
4 : 6	LI Y
6 : 6	NEGI V
8 : 6	DARSHAN D
8 : 8	ZHANG T
8 : 10	ZHOU T
8 : 12	du J
8 : 14	SI Y
8 : 15	du J
10 : 15	HEMA H
10 : 17	du J
10 : 19	ZHOU T
10 : 21	ZHOU T
12 : 21	DARSHAN D
12 : 23	ZHANG T
12 : 25	du J
<b>2nd Half</b>	
12 : 27	ZHANG T
12 : 29	du J
12 : 31	HAN X
12 : 33	du J
12 : 35	du J
14 : 35	DARSHAN D
14 : 37	LI Y
14 : 39	du J
14 : 41	ZHOU T
15 : 41	HEMA H
17 : 41	HEMA H

**CHN - China**

Players		Shots										Punishment				PTS
No	Name	G/S	%	INF	SPS	SPE	DIG	OSG	ONP	P6M	1st	2nd	RC	EX		
1	SI Yan	1/1	100			1/1										2
6	SHEN Ping															
7	HAN Xinru	1/3	33		1/3											2
8	ZHANG Tianjie	3/5	60	1/1	1/3					1/1						6
9	du Jijuan	8/8	100	1/1	2/2	1/1				4/4						15
14	DONG Dandi															
17	ZHOU Ting	5/7	71		5/7											10
20	LI Yao	3/3	100		3/3											6
22	LIU Zhiyue															
23	AN Xin															
	Bench/Team															
Total		21/27	77	2/2	12/18	2/2				5/5						41

Goalkeeper		Saves								
No	Name	S/S	%	INF	SPS	SPE	DIG	OSG	ONP	P6M
1	SI Yan	0/9	0		0/8	0/1				
23	AN Xin									
Total		0/9	0		0/8	0/1				

Time Out	
1st Half	2nd Half

**Referees**

TANJI Naser(SYR)	AYDI SYR Yehia(SYR)	SAMHA Zuhir(SYR)	VILLA-REAL FRANQUELLI Joanna (PHI)

**Technical Delegate**

**LEGEND**

%	Efficiency	1st	1st Suspension	2nd	2nd Suspension	DIG	Direct Shots
EX	Exclusions	G/S	Goals/Shots	INF	Inflight Shots	ONP	One Point Shots
OSG	Other Spectacular Shots	PTS	Points	P6M	6 Meters Penalty Shots	RC	Red Card
S/S	Saves/Shots	SPE	Specialist Shots	SPS	Spin Shots		



**Results**  
Kết quả  
**JPN 0 - 2 CHN**  
( 9-11, 16-22 )

**Game No: 11**

**JPN - Japan**

Players		Shots									Punishment				PTS
No	Name	G/S	%	INF	SPS	SPE	DIG	OSG	ONP	P6M	1st	2nd	RC	EX	
1	NAKAYA Kaori	6/7	85		6/6		0/1								12
2	ODA Mai											1			
3	KUTSUKAKE Erina	1/2	50		1/1		0/1								1
4	TANIKAWA Shoko	3/3	100				1/1			2/2					6
5	TABATA Runa	1/2	50		0/1		1/1								2
6	SANADA Midori	1/5	20		1/4		0/1								2
7	OGASAWARA Azusa														
8	SHIBATA Mao	0/1	0				0/1								
9	FUKUZAWA Ayaka	0/1	0		0/1										
10	KATSUDA Saaya	1/2	50		1/1		0/1								2
	Bench/Team														
<b>Total</b>		13/23	56		9/14		2/7			2/2	1				25

Goalkeeper		Saves								
No	Name	S/S	%	INF	SPS	SPE	DIG	OSG	ONP	P6M
7	OGASAWARA Azusa	0/10	0		0/8		0/1			0/1
9	FUKUZAWA Ayaka	0/2	0		0/1		0/1			
<b>Total</b>		0/12	0		0/9		0/2			0/1

Time Out	
1st Half	2nd Half
1:	

**Running Score**

Japan - China	
<b>1st Half</b>	
0 : 2	LI Y
NAKAYA K	2 : 2
2 : 4	ZHANG T
KUTSUKAKE E	3 : 4
3 : 6	HAN X
3 : 8	du J
3 : 9	HAN X
3 : 10	HAN X
NAKAYA K	5 : 10
TANIKAWA S	7 : 10
7 : 11	du J
TANIKAWA S	9 : 11
<b>2nd Half</b>	
9 : 13	ZHANG T
9 : 15	ZHANG T
9 : 17	ZHOU T
9 : 19	ZHANG T
9 : 21	du J
TABATA R	11 : 21
11 : 23	LI Y
NAKAYA K	13 : 23
NAKAYA K	15 : 23
15 : 25	du J
NAKAYA K	17 : 25
17 : 27	ZHANG T
17 : 29	LI Y
17 : 30	ZHOU T
SANADA M	19 : 30
19 : 31	du J
NAKAYA K	21 : 31
TANIKAWA S	23 : 31
23 : 33	ZHANG T
KATSUDA S	25 : 33

**CHN - China**

Players		Shots									Punishment				PTS
No	Name	G/S	%	INF	SPS	SPE	DIG	OSG	ONP	P6M	1st	2nd	RC	EX	
1	SI Yan														
6	SHEN Ping														
7	HAN Xinru	3/6	50		1/4		2/2								4
8	ZHANG Tianjie	6/6	100		5/5					1/1					12
9	du Jijuan	5/7	71		3/4		2/3								8
14	DONG Dandi														
17	ZHOU Ting	2/2	100		2/2										3
20	LI Yao	3/3	100		2/2		1/1								6
22	LIU Zhiyue														
23	AN Xin														
	Bench/Team														
<b>Total</b>		19/24	79		13/17		5/6			1/1					33

Goalkeeper		Saves								
No	Name	S/S	%	INF	SPS	SPE	DIG	OSG	ONP	P6M
1	SI Yan	1/14	7		0/9		1/3			0/2
23	AN Xin									
<b>Total</b>		1/14	7		0/9		1/3			0/2

Time Out	
1st Half	2nd Half
1:	

**Referees**

MOHAMMED S H AL-HAIL Khalid (QAT)	AL-YAZEEDI Ali(QAT)	TAWAKOLI Dawud(IRI)	IMRAN Muhammad(PAK)

**Technical Delegate**

**LEGEND**

%	Efficiency	1st	1st Suspension	2nd	2nd Suspension	DIG	Direct Shots
EX	Exclusions	G/S	Goals/Shots	INF	Inflight Shots	ONP	One Point Shots
OSG	Other Spectacular Shots	PTS	Points	P6M	6 Meters Penalty Shots	RC	Red Card
S/S	Saves/Shots	SPE	Specialist Shots	SPS	Spin Shots		



**Results**  
Kết quả  
**IND 0 - 2 THA**  
( 11-30, 9-18 )

**Game No: 15**

**IND - India**

Players		Shots									Punishment				PTS
No	Name	G/S	%	INF	SPS	SPE	DIG	OSG	ONP	P6M	1st	2nd	RC	EX	
1	JYOTI Jyoti														
2	SONIKA Sonika	1/2	50		1/2						1				2
3	NEGI Varuni	3/5	60		1/3	1/1				1/1					6
4	DARSHAN Darshan	0/3	0		0/2					0/1					
5	SANJEETA Sanjeeta	3/6	50		1/3				2/2	0/1	1				3
6	PRACHI Prachi	5/6	83		2/3				2/2	1/1	1				8
7	KUMARI Khushbu														
8	SONIA Sonia										1				
9	SAH Rupa										2		1		
10	HEMA Hema	1/1	100		1/1										1
	Bench/Team														
Total		13/23	56		6/14	1/1			4/4	2/4	6		1		20

Goalkeeper		Saves								
No	Name	S/S	%	INF	SPS	SPE	DIG	OSG	ONP	P6M
1	JYOTI Jyoti	4/22	18		3/19	0/1				1/2
8	SONIA Sonia	1/7	14		1/7					
Total		5/29	17		4/26	0/1				1/2

Time Out	
1st Half	2nd Half

**Running Score**

**India - Thailand**

1st Half	
0 : 2	SILA V
0 : 4	BUNJARERN P
1 : 4	
1 : 6	SUKJAN S
3 : 6	
4 : 6	
4 : 8	SUKJAN S
5 : 8	
5 : 10	SURASON V
5 : 12	SUKJAN S
7 : 12	
7 : 14	SUKJAN S
8 : 14	
8 : 16	WONGNARA O
8 : 18	BUNJARERN P
8 : 20	WONGNARA O
8 : 22	WONGNARA O
9 : 22	
9 : 24	CHALACHAI P
11 : 24	
11 : 26	JANJIT K
11 : 28	SUKJAN S
11 : 30	CHALACHAI P
2nd Half	
13 : 30	
13 : 32	CHALACHAI P
15 : 32	
15 : 34	WONGNARA O
15 : 36	SUKJAN S
17 : 36	
17 : 38	BUNJARERN P
19 : 38	
19 : 40	WONGNARA O
19 : 42	WONGNARA O
19 : 44	SURASON V
19 : 46	WONGNARA O
19 : 48	SURASON V
20 : 48	

**THA - Thailand**

Players		Shots										Punishment				PTS
No	Name	G/S	%	INF	SPS	SPE	DIG	OSG	ONP	P6M	1st	2nd	RC	EX		
1	THONGKOT Pakakan															
2	BUNJARERN Pawinee	3/5	60		3/5										6	
4	SILA Vanpen	1/3	33		1/3										2	
7	SURASON Viyada	3/5	60		3/4					0/1					6	
8	SUKJAN Supharat	6/6	100		6/6										12	
9	MANMAI Punpana															
10	SRITHAMMA Kwanruedi															
11	WONGNARA Orrathai	7/9	77		6/7					1/2					14	
12	JANJIT Kawinithida	1/1	100			1/1									2	
14	CHALACHAI Pornpiroon	3/4	75		3/4										6	
	Bench/Team															
Total		24/33	72		22/29	1/1				1/3					48	

Goalkeeper		Saves								
No	Name	S/S	%	INF	SPS	SPE	DIG	OSG	ONP	P6M
1	THONGKOT Pakakan	1/9	11		1/4				0/4	0/1
12	JANJIT Kawinithida	4/9	44		3/6	0/1				1/2
Total		5/18	27		4/10	0/1			0/4	1/3

Time Out	
1st Half	2nd Half

**Referees**

NGUYEN DAC Thinh(VIE)	THACH le Hung(VIE)	NAKADA Minoru(JPN)	VILLA-REAL FRANQUELLI Joanna (PHI)

**Technical Delegate**

**LEGEND**

%	Efficiency	1st	1st Suspension	2nd	2nd Suspension	DIG	Direct Shots
EX	Exclusions	G/S	Goals/Shots	INF	Inflight Shots	ONP	One Point Shots
OSG	Other Spectacular Shots	PTS	Points	P6M	6 Meters Penalty Shots	RC	Red Card
S/S	Saves/Shots	SPE	Specialist Shots	SPS	Spin Shots		



**Results**  
Kết quả  
**CHN 2 - 0 BAN**  
( 18-6, 19-13 )

**Game No: 22**

**CHN - China**

Players		Shots									Punishment				PTS
No	Name	G/S	%	INF	SPS	SPE	DIG	OSG	ONP	P6M	1st	2nd	RC	EX	
1	SI Yan	1/1	100			1/1									1
6	SHEN Ping														
7	HAN Xinru	4/6	66		4/6										7
8	ZHANG Tianjie														
9	du Jijuan	4/5	80		3/4	1/1									7
14	DONG Dandi	3/6	50		2/5					1/1					6
17	ZHOU Ting														
20	LI Yao	3/4	75		2/3	1/1									6
22	LIU Zhiyue	3/4	75		3/4										6
23	AN Xin	2/2	100			2/2									4
	Bench/Team														
<b>Total</b>		20/28	71		14/22	5/5				1/1					37

Goalkeeper		Saves								
No	Name	S/S	%	INF	SPS	SPE	DIG	OSG	ONP	P6M
1	SI Yan	5/8	62		5/8					
23	AN Xin	5/14	35		5/12	0/1			0/1	
<b>Total</b>		10/22	45		10/20	0/1			0/1	

Time Out	
1st Half	2nd Half
06:57	

**Running Score**

**China - Bangladesh**

1st Half	
LI Y	2 : 0
du J	4 : 0
du J	6 : 0
LIU Z	8 : 0
	8 : 1 NISHE IA
LI Y	10 : 1
SI Y	11 : 1
LI Y	13 : 1
	13 : 3 BAGUM S
HAN X	14 : 3
	14 : 4 NISHE IA
	14 : 6 BAGUM S
AN X	16 : 6
DONG D	18 : 6
2nd Half	
HAN X	20 : 6
	20 : 8 AKTER D
LIU Z	22 : 8
	22 : 9 NISHE IA
HAN X	24 : 9
HAN X	26 : 9
	26 : 11 AKTER D
DONG D	28 : 11
	28 : 13 RANI P
DONG D	30 : 13
	30 : 14 AKTER S
du J	32 : 14
AN X	34 : 14
	34 : 16 AKTER D
	34 : 17 AKTER S
LIU Z	36 : 17
	36 : 19 BAGUM S
du J	37 : 19

**BAN - Bangladesh**

Players		Shots									Punishment				PTS
No	Name	G/S	%	INF	SPS	SPE	DIG	OSG	ONP	P6M	1st	2nd	RC	EX	
1	MING Shushila														
3	SIFA Mosammat														
4	AKTER Shirina	2/4	50		2/4										2
5	KHATUN Mosammat Rahima										1				
6	RANI Purnima	1/2	50		1/2										2
7	BAGUM Sumy	3/6	50		3/6										6
8	BISWAS Falguni	0/2	0		0/2							1			
9	NISHE Ismat Ara	3/5	60		2/4				1/1						3
10	AKTER Dalia	3/5	60		2/4	1/1									6
12	PINKY Tabassum Tamanna														
	Bench/Team														
<b>Total</b>		12/24	50		10/22	1/1			1/1		2				19

Goalkeeper		Saves								
No	Name	S/S	%	INF	SPS	SPE	DIG	OSG	ONP	P6M
1	MING Shushila	3/23	13		3/17	0/5				0/1
12	PINKY Tabassum Tamanna									
<b>Total</b>		3/23	13		3/17	0/5				0/1

Time Out	
1st Half	2nd Half
02:59	

**Referees**

KASSEM Moukachar(LIB)	MOHAMAD ZIAD Mansour(LIB)

**Technical Delegate**

NAKADA Minoru(JPN)	VILLA-REAL FRANQUELLI Joanna (PHI)

**LEGEND**

%	Efficiency	1st	1st Suspension	2nd	2nd Suspension	DIG	Direct Shots
EX	Exclusions	G/S	Goals/Shots	INF	Inflight Shots	ONP	One Point Shots
OSG	Other Spectacular Shots	PTS	Points	P6M	6 Meters Penalty Shots	RC	Red Card
S/S	Saves/Shots	SPE	Specialist Shots	SPS	Spin Shots		



**Results**  
Kết quả  
**IND 0 - 2 JPN**  
( 5-18, 12-15 )

**Game No: 23**

**IND - India**

Players		Shots										Punishment				PTS
No	Name	G/S	%	INF	SPS	SPE	DIG	OSG	ONP	P6M		1st	2nd	RC	EX	
1	JYOTI Jyoti															
2	SONIKA Sonika	2/3	66		2/3											4
3	NEGI Varuni	2/6	33		2/3	0/3										4
4	DARSHAN Darshan	0/1	0		0/1							1				
5	SANJEETA Sanjeeta	3/4	75		2/3				1/1			1				3
6	PRACHI Prachi	1/3	33		1/2					0/1		1	1	1		2
7	KUMARI Khushbu															
8	SONIA Sonia															
9	SAH Rupa											1				
10	HEMA Hema	3/4	75		0/1	1/1			2/2							4
	Bench/Team															
<b>Total</b>		11/21	52		7/13	1/4			3/3	0/1		4	1	1		17

Goalkeeper		Saves									
No	Name	S/S	%	INF	SPS	SPE	DIG	OSG	ONP	P6M	
1	JYOTI Jyoti										
3	NEGI Varuni	0/5	0		0/3	0/1				0/1	
8	SONIA Sonia	9/21	42		6/15	2/2				1/4	
<b>Total</b>		9/26	34		6/18	2/3				1/5	

Time Out	
1st Half	2nd Half

**Running Score**

India - Japan	
<b>1st Half</b>	
0 : 2	KUTSUKAKE E
0 : 4	TANIKAWA S
0 : 6	TABATA R
0 : 8	NAKAYA K
0 : 10	NAKAYA K
0 : 12	NAKAYA K
1 : 12	
SANJEETA S	3 : 12
PRACHI P	3 : 14
	TANIKAWA S
	3 : 16
	TANIKAWA S
	3 : 18
	SANADA M
HEMA H	4 : 18
SANJEETA S	5 : 18
<b>2nd Half</b>	
5 : 20	TANIKAWA S
5 : 22	SANADA M
6 : 22	
SANJEETA S	7 : 22
HEMA H	7 : 24
	NAKAYA K
SONIKA S	9 : 24
	NAKAYA K
	9 : 26
	NAKAYA K
	9 : 28
	SANADA M
SONIKA S	11 : 28
	NAKAYA K
	11 : 30
	NAKAYA K
	11 : 32
	KATSUDA S
HEMA H	13 : 32
NEGI V	15 : 32
NEGI V	17 : 32
	17 : 33
	TABATA R

**JPN - Japan**

Players		Shots										Punishment				PTS
No	Name	G/S	%	INF	SPS	SPE	DIG	OSG	ONP	P6M		1st	2nd	RC	EX	
1	NAKAYA Kaori	6/10	60		6/10											12
2	ODA Mai															
3	KUTSUKAKE Erina	1/1	100		1/1											2
4	TANIKAWA Shoko	4/6	66		0/2					4/4						8
5	TABATA Runa	2/2	100		1/1	1/1										3
6	SANADA Midori	3/3	100		3/3											6
7	OGASAWARA Azusa															
8	SHIBATA Mao	0/1	0		0/1											
9	FUKUZAWA Ayaka															
10	KATSUDA Saaya	1/7	14		1/4	0/2				0/1						2
	Bench/Team															
<b>Total</b>		17/30	56		12/22	1/3				4/5						33

Goalkeeper		Saves									
No	Name	S/S	%	INF	SPS	SPE	DIG	OSG	ONP	P6M	
5	TABATA Runa										
7	OGASAWARA Azusa	3/14	21		2/9	0/1			0/3	1/1	
<b>Total</b>		3/14	21		2/9	0/1			0/3	1/1	

Time Out	
1st Half	2nd Half

**Referees**

NGUYEN DAC Thinh(VIE)	THACH le Hung(VIE)	SANGSUKEELUX Chatchai(THA)	ALJABRI Issa(OMA)

**Technical Delegate**

<b>LEGEND</b>					
% Efficiency	1st 1st Suspension	2nd 2nd Suspension	DIG Direct Shots		
EX Exclusions	G/S Goals/Shots	INF Inflight Shots	ONP One Point Shots		
OSG Other Spectacular Shots	PTS Points	P6M 6 Meters Penalty Shots	RC Red Card		
S/S Saves/Shots	SPE Specialist Shots	SPS Spin Shots			



**Results**  
Kết quả  
**JPN 0 - 2 THA**  
( 12-19, 13-18 )

**Game No: 28**

**JPN - Japan**

Players		Shots									Punishment				PTS	
No	Name	G/S	%	INF	SPS	SPE	DIG	OSG	ONP	P6M	1st	2nd	RC	EX		
1	NAKAYA Kaori	5/8	62		5/8											9
2	ODA Mai											1				
3	KUTSUKAKE Erina	2/5	40		2/5						1	1				2
4	TANIKAWA Shoko	3/6	50		2/4					1/2	1					6
5	TABATA Runa	1/2	50		1/2											2
6	SANADA Midori	2/3	66		2/3											4
7	OGASAWARA Azusa															
8	SHIBATA Mao										1					
9	FUKUZAWA Ayaka	0/1	0		0/1											
10	KATSUDA Saaya	1/1	100		1/1											2
	Bench/Team															
Total		14/26	53		13/24					1/2	3	2				25

Goalkeeper		Saves								
No	Name	S/S	%	INF	SPS	SPE	DIG	OSG	ONP	P6M
7	OGASAWARA Azusa	4/18	22		3/13	1/5				
9	FUKUZAWA Ayaka	2/7	28		2/7					
Total		6/25	24		5/20	1/5				

Time Out	
1st Half	2nd Half
07:41	

**Running Score**

**Japan - Thailand**

1st Half	
0 : 2	CHALACHAI P
0 : 4	SUKJIAN S
2 : 4	
2 : 6	SUKJIAN S
4 : 6	
4 : 8	CHALACHAI P
5 : 8	
5 : 10	BUNJARERN P
7 : 10	
8 : 10	TANIKAWA S
8 : 12	KUTSUKAKE E
8 : 12	WONGNARA O
10 : 14	WONGNARA O
10 : 14	NAKAYA K
10 : 16	
10 : 18	SURASON V
10 : 18	SUKJIAN S
10 : 19	
12 : 19	SURASON V
2nd Half	
14 : 19	
14 : 21	SUKJIAN S
14 : 23	BUNJARERN P
15 : 23	
17 : 23	NAKAYA K
17 : 23	SANADA M
17 : 25	
19 : 25	SUKJIAN S
21 : 25	KATSUDA S
21 : 25	NAKAYA K
21 : 27	WONGNARA O
21 : 29	CHALACHAI P
23 : 29	
23 : 31	TANIKAWA S
23 : 31	SURASON V
23 : 33	BUNJARERN P
23 : 35	SURASON V
23 : 37	CHALACHAI P
25 : 37	NAKAYA K

**THA - Thailand**

Players		Shots										Punishment				PTS
No	Name	G/S	%	INF	SPS	SPE	DIG	OSG	ONP	P6M	1st	2nd	RC	EX		
1	THONGKOT Pakakan	0/1	0			0/1										
2	BUNJARERN Pawinee	3/4	75		2/3	1/1									6	
4	SILA Vanpen															
7	SURASON Viyada	4/5	80		3/4	1/1					1				7	
8	SUKJAN Supharat	5/6	83		5/5	0/1									10	
9	MANMAI Punpana															
10	SRITHAMMA Kwanruedi										1					
11	WONGNARA Orrathai	3/7	42		1/5	2/2									6	
12	JANJIT Kawinthida															
14	CHALACHAI Pornpiroon	4/5	80		4/5						1				8	
	Bench/Team															
Total		19/28	67		15/22	4/6					3				37	

Goalkeeper		Saves								
No	Name	S/S	%	INF	SPS	SPE	DIG	OSG	ONP	P6M
1	THONGKOT Pakakan	11/25	44		10/23					1/2
12	JANJIT Kawinthida									
Total		11/25	44		10/23					1/2

Time Out	
1st Half	2nd Half
09:26	09:28

**Referees**

NGUYEN DAC Thinh(VIE)	THACH le Hung(VIE)	MOHAMED SAEED BINASHOUR Saleh(UAE)	VILLA-REAL FRANQUELLI Joanna (PHI)

**Technical Delegate**

**LEGEND**

%	Efficiency	1st	1st Suspension	2nd	2nd Suspension	DIG	Direct Shots
EX	Exclusions	G/S	Goals/Shots	INF	Inflight Shots	ONP	One Point Shots
OSG	Other Spectacular Shots	PTS	Points	P6M	6 Meters Penalty Shots	RC	Red Card
S/S	Saves/Shots	SPE	Specialist Shots	SPS	Spin Shots		



**Results**  
Kết quả  
**BAN 1 - 2 IND**  
( 16-12, 8-17, 4-7 )

**Game No: 31**

**BAN - Bangladesh**

Players		Shots										Punishment				PTS
No	Name	G/S	%	INF	SPS	SPE	DIG	OSG	ONP	P6M	1st	2nd	RC	EX		
1	MING Shushila															
3	SIFA Mosammat	0/1	0			0/1					1					
4	AKTER Shirina	0/2	0		0/2						1					
5	KHATUN Mosammat Rahima	1/4	25		1/4										2	
6	RANI Purnima	1/1	100		1/1										2	
7	BAGUM Sumy	3/4	75		1/2					2/2					6	
8	BISWAS Falguni	5/8	62		2/3	0/2			3/3						8	
9	NISHE Ismat Ara	2/2	100		1/1				1/1						3	
10	AKTER Dalia	6/10	60		2/5	1/2			3/3						7	
12	PINKY Tabassum Tamanna															
	Bench/Team															
Total		18/32	56		8/18	1/5			7/7	2/2	2				28	

Goalkeeper		Saves								
No	Name	S/S	%	INF	SPS	SPE	DIG	OSG	ONP	P6M
1	MING Shushila	-1/3	-33		4/13	-1/-1			0/2	0/1
12	PINKY Tabassum Tamanna									
Total		-1/3	-33		4/13	-1/-1			0/2	0/1

Time Out	
1st Half	2nd Half
06:12	05:10

**Running Score**

**Bangladesh - India**

1st Half	
BAGUM S	2 : 0
NISHE IA	3 : 0
	3 : 2 PRACHI P
NISHE IA	5 : 2
	5 : 4 DARSHAN D
AKTER D	6 : 4
BAGUM S	8 : 4
	8 : 6 PRACHI P
AKTER D	9 : 6
	9 : 8 DARSHAN D
AKTER D	10 : 8
	10 : 10 PRACHI P
AKTER D	12 : 10
BISWAS F	14 : 10
	14 : 12 PRACHI P
BISWAS F	16 : 12
2nd Half	
	16 : 14 NEGI V
AKTER D	17 : 14
	17 : 16 PRACHI P
KHATUN MR	19 : 16
AKTER D	20 : 16
	20 : 18 DARSHAN D
	20 : 20 PRACHI P
	20 : 22 PRACHI P
BISWAS F	21 : 22
	21 : 24 NEGI V
	21 : 26 DARSHAN D
BISWAS F	22 : 26
	22 : 27 DARSHAN D
	22 : 29 NEGI V
BISWAS F	24 : 29
Penalty Shoot Out	
BAGUM S	26 : 29
	26 : 31 DARSHAN D
RANI P	28 : 31
	28 : 33 SONIKA S
	28 : 35 HEMA H
	28 : 36 NEGI V

**IND - India**

Players		Shots									Punishment				PTS
No	Name	G/S	%	INF	SPS	SPE	DIG	OSG	ONP	P6M	1st	2nd	RC	EX	
1	JYOTI Jyoti														
2	SONIKA Sonika	1/1	100		1/1										2
3	NEGI Varuni	4/7	57		1/3	2/3			1/1						7
4	DARSHAN Darshan	6/7	85		4/5	1/1			1/1		1				11
5	SANJEETA Sanjeeta	0/1	0		0/1										
6	PRACHI Prachi	7/13	53		2/7	4/5				1/1	1				14
7	KUMARI Khushbu														
8	SONIA Sonia														
9	SAH Rupa														
10	HEMA Hema	1/1	100		1/1										2
	Bench/Team														
Total		19/30	63		9/18	7/9			2/2	1/1	2				36

Goalkeeper		Saves								
No	Name	S/S	%	INF	SPS	SPE	DIG	OSG	ONP	P6M
1	JYOTI Jyoti	0/8	0		0/4				0/3	0/1
8	SONIA Sonia	5/15	33		4/8	1/2			0/4	0/1
Total		5/23	21		4/12	1/2			0/7	0/2

Time Out	
1st Half	2nd Half

**Referees**

TANJI Naser(SYR)	AYDI SYR Yehia(SYR)	NAKADA Minoru(JPN)	ALJABRI Issa(OMA)

**Technical Delegate**

**LEGEND**

%	Efficiency	1st	1st Suspension	2nd	2nd Suspension	DIG	Direct Shots
EX	Exclusions	G/S	Goals/Shots	INF	Inflight Shots	ONP	One Point Shots
OSG	Other Spectacular Shots	PTS	Points	P6M	6 Meters Penalty Shots	RC	Red Card
S/S	Saves/Shots	SPE	Specialist Shots	SPS	Spin Shots		





**Results**  
**Kết quả**  
**THA 1 - 2 CHN**  
**( 16-13, 14-15, 6-7 )**

**Game No: 36**

**THA - Thailand**

Players		Shots										Punishment				PTS
No	Name	G/S	%	INF	SPS	SPE	DIG	OSG	ONP	P6M	1st	2nd	RC	EX		
1	THONGKOT Pakakan															
2	BUNJARERN Pawinee	1/4	25		0/1	0/1	0/1			1/1					2	
4	SILA Vanpen	7/10	70		3/5					4/5					14	
7	SURASON Viyada	4/7	57		3/6					1/1					8	
8	SUKJAN Supharat	2/6	33		1/4	0/1				1/1					4	
9	MANMAI Punpana															
10	SRITHAMMA Kwanruedi	1/1	100		1/1										2	
11	WONGNARA Orrathai	2/3	66		2/2					0/1					4	
12	JANJIT Kawinithida															
14	CHALACHAI Pornpiroon	1/2	50		1/2										2	
	Bench/Team															
Total		18/33	54		11/21	0/2	0/1			7/9					36	

Goalkeeper		Saves								
No	Name	S/S	%	INF	SPS	SPE	DIG	OSG	ONP	P6M
1	THONGKOT Pakakan	13/25	52		5/7	7/13				1/5
12	JANJIT Kawinithida	8/15	53		5/10	3/5				
Total		21/40	52		10/17	10/18				1/5

Time Out	
1st Half	2nd Half
9:47	9:48

**Running Score**

Thailand - China	
1st Half	
WONGNARA O	2 : 0
	2 : 2 LI Y
	2 : 4 du J
SILA V	4 : 4
CHALACHAI P	6 : 4
SILA V	8 : 4
	8 : 6 LI Y
SUKJAN S	10 : 6
SILA V	12 : 6
	12 : 7 du J
	12 : 9 HAN X
	12 : 11 HAN X
	12 : 13 LI Y
SILA V	14 : 13
SILA V	16 : 13
2nd Half	
SILA V	18 : 13
	18 : 15 LI Y
SURASON V	20 : 15
	20 : 17 LI Y
	20 : 19 ZHOU T
WONGNARA O	22 : 19
	22 : 21 ZHOU T
SURASON V	24 : 21
	24 : 23 ZHOU T
	24 : 25 ZHANG T
SURASON V	26 : 25
	26 : 27 ZHOU T
SILA V	28 : 27
	28 : 28 ZHOU T
SRITHAMMA K	30 : 28
Penalty Shoot Out	
	30 : 30 LIU Z
BUNJARERN P	32 : 30
	32 : 32 HAN X
SUKJAN S	34 : 32
	34 : 34 ZHOU T
	34 : 35 du J
SURASON V	36 : 35

**CHN - China**

Players		Shots										Punishment				PTS
No	Name	G/S	%	INF	SPS	SPE	DIG	OSG	ONP	P6M	1st	2nd	RC	EX		
1	SI Yan															
6	SHEN Ping										1					
7	HAN Xinru	3/4	75		2/3					1/1					6	
8	ZHANG Tianjie	1/5	20		0/2	1/3									2	
9	du Jijuan	3/9	33		0/4	2/4				1/1					4	
14	DONG Dandi															
17	ZHOU Ting	6/10	60		2/4	3/5				1/1	1				11	
20	LI Yao	5/11	45		3/4	2/6				0/1					10	
22	LIU Zhiyue	1/1	100							1/1					2	
23	AN Xin															
	Bench/Team															
Total		19/40	47		7/17	8/18				4/5	2				35	

Goalkeeper		Saves								
No	Name	S/S	%	INF	SPS	SPE	DIG	OSG	ONP	P6M
1	SI Yan	0/3	0		10/21	2/2	1/1			0/3
23	AN Xin									
Total		0/3	0		10/21	2/2	1/1			0/3

Time Out	
1st Half	2nd Half
3:29	9:19

**Referees**

MOHAMMED S H AL-HAIL Khalid (QAT)	AL-YAZEEDI Ali(QAT)	TAWAKOLI Dawud(IRI)	HABIBI Alireza(IRI)

**Technical Delegate**

**LEGEND**

%	Efficiency	1st	1st Suspension	2nd	2nd Suspension	DIG	Direct Shots
EX	Exclusions	G/S	Goals/Shots	INF	Inflight Shots	ONP	One Point Shots
OSG	Other Spectacular Shots	PTS	Points	P6M	6 Meters Penalty Shots	RC	Red Card
S/S	Saves/Shots	SPE	Specialist Shots	SPS	Spin Shots		



**Results**  
**Kết quả**  
**BAN 0 - 2 JPN**  
**( 5-21, 6-24 )**

**Game No: 39**

**BAN - Bangladesh**

Players		Shots										Punishment				PTS
No	Name	G/S	%	INF	SPS	SPE	DIG	OSG	ONP	P6M		1st	2nd	RC	EX	
1	MING Shushila															
3	SIFA Mosammat															
4	AKTER Shirina	1/2	50	1/1	0/1							1				2
5	KHATUN Mosammat Rahima	1/1	100		1/1											2
6	RANI Purnima	0/1	0		0/1											
7	BAGUM Sumy	1/4	25		0/3				1/1							1
8	BISWAS Falguni	2/3	66		1/2				1/1							2
9	NISHE Ismat Ara	3/3	100						3/3			1	1			3
10	AKTER Dalia	1/5	20		0/1	1/4						1				1
12	PINKY Tabassum Tamanna															
	Bench/Team															
<b>Total</b>		9/19	47	1/1	2/9	1/4			5/5			3	1			11

Goalkeeper		Saves									
No	Name	S/S	%	INF	SPS	SPE	DIG	OSG	ONP	P6M	
1	MING Shushila	0/10	0		0/4	0/4				0/2	
12	PINKY Tabassum Tamanna	2/16	12		0/7	1/6				1/3	
<b>Total</b>		2/26	7		0/11	1/10				1/5	

Time Out	
1st Half	2nd Half

**Running Score**

**Bangladesh - Japan**

1st Half	
0 : 2	ODA M
AKTER S 2 : 2	
2 : 3	ODA M
2 : 5	TANIKAWA S
NISHE IA 3 : 5	
3 : 7	KUTSUKAKE E
NISHE IA 4 : 7	
4 : 9	TANIKAWA S
4 : 11	TABATA R
4 : 13	OGASAWARA A
4 : 15	TANIKAWA S
4 : 17	NAKAYA K
NISHE IA 5 : 17	
5 : 19	TABATA R
5 : 21	NAKAYA K
2nd Half	
5 : 23	TABATA R
5 : 25	TABATA R
AKTER D 6 : 25	
6 : 27	NAKAYA K
BISWAS F 7 : 27	
7 : 29	TABATA R
7 : 31	NAKAYA K
7 : 32	SHIBATA M
BISWAS F 8 : 32	
8 : 33	TABATA R
8 : 35	NAKAYA K
8 : 37	ODA M
KHATUN MR 10 : 37	
10 : 39	SANADA M
BAGUM S 11 : 39	
11 : 41	TANIKAWA S
11 : 43	FUKUZAWA A
11 : 45	NAKAYA K

**JPN - Japan**

Players		Shots										Punishment				PTS
No	Name	G/S	%	INF	SPS	SPE	DIG	OSG	ONP	P6M		1st	2nd	RC	EX	
1	NAKAYA Kaori	6/6	100		5/5	1/1										12
2	ODA Mai	3/3	100		2/2	1/1										5
3	KUTSUKAKE Erina	1/2	50		1/2											2
4	TANIKAWA Shoko	4/6	66			2/2				2/4						8
5	TABATA Runa	6/6	100			4/4				2/2						11
6	SANADA Midori	1/1	100		1/1											2
7	OGASAWARA Azusa	1/2	50			1/2										2
8	SHIBATA Mao	1/1	100		1/1											1
9	FUKUZAWA Ayaka	1/1	100		1/1											2
10	KATSUDA Saaya															
	Bench/Team															
<b>Total</b>		24/28	85		11/12	9/10				4/6						45

Goalkeeper		Saves									
No	Name	S/S	%	INF	SPS	SPE	DIG	OSG	ONP	P6M	
7	OGASAWARA Azusa	3/7	42	0/1	1/1	2/2			0/3		
9	FUKUZAWA Ayaka	4/9	44		3/5	1/2			0/2		
<b>Total</b>		7/16	43	0/1	4/6	3/4			0/5		

Time Out	
1st Half	2nd Half

**Referees**

NGUYEN DAC Thinh(VIE)	THACH le Hung(VIE)	TAWAKOLI Dawud(IRI)	ALJABRI Issa(OMA)

**Technical Delegate**

**LEGEND**

%	Efficiency	1st	1st Suspension	2nd	2nd Suspension	DIG	Direct Shots
EX	Exclusions	G/S	Goals/Shots	INF	Inflight Shots	ONP	One Point Shots
OSG	Other Spectacular Shots	PTS	Points	P6M	6 Meters Penalty Shots	RC	Red Card
S/S	Saves/Shots	SPE	Specialist Shots	SPS	Spin Shots		



## Results Summary

Tóm tắt kết quả

As of MON 3 OCT 2016

Date	Start Time	Teams	Phase	Game No.	Location	Result
SUN 25 SEP	10:00	BRN vs THA	Men's Team Preliminary Group A	M-1	Zone 3 - Beach Handball Court 1	2-1 (17-14) (12-20) (7-4)
	10:45	JPN vs HKG	Men's Team Preliminary Group B	M-2	Zone 3 - Beach Handball Court 1	1-2 (17-12) (11-17) (4-5)
	16:00	PAK vs IND	Men's Team Preliminary Group A	M-3	Zone 3 - Beach Handball Court 1	2-0 (27-16) (20-19)
	16:45	OMA vs SRI	Men's Team Preliminary Group B	M-4	Zone 3 - Beach Handball Court 2	2-0 (18-11) (21-10)
	17:30	VIE vs AFG	Men's Team Preliminary Group B	M-5	Zone 3 - Beach Handball Court 1	2-0 (32-17) (19-8)
MON 26 SEP	10:00	IND vs QAT	Men's Team Preliminary Group A	M-6	Zone 3 - Beach Handball Court 2	0-2 (14-31) (15-32)
	10:45	HKG vs AFG	Men's Team Preliminary Group B	M-7	Zone 3 - Beach Handball Court 2	2-0 (19-9) (22-14)
	11:30	SRI vs VIE	Men's Team Preliminary Group B	M-8	Zone 3 - Beach Handball Court 1	1-2 (14-25) (17-16) (6-8)
	16:00	PAK vs BRN	Men's Team Preliminary Group A	M-9	Zone 3 - Beach Handball Court 1	2-1 (18-19) (21-16) (9-6)
	16:45	OMA vs JPN	Men's Team Preliminary Group B	M-10	Zone 3 - Beach Handball Court 1	2-0 (25-14) (26-7)
TUE 27 SEP	10:00	JPN vs SRI	Men's Team Preliminary Group B	M-11	Zone 3 - Beach Handball Court 1	2-0 (18-16) (16-15)
	10:45	AFG vs OMA	Men's Team Preliminary Group B	M-12	Zone 3 - Beach Handball Court 2	0-2 (10-26) (9-34)
	10:45	BRN vs IND	Men's Team Preliminary Group A	M-13	Zone 3 - Beach Handball Court 1	2-0 (28-18) (17-14)
	16:45	QAT vs THA	Men's Team Preliminary Group A	M-14	Zone 3 - Beach Handball Court 1	2-0 (23-15) (17-14)
	17:30	VIE vs HKG	Men's Team Preliminary Group B	M-15	Zone 3 - Beach Handball Court 1	2-0 (21-13) (22-20)
WED 28 SEP	10:00	THA vs PAK	Men's Team Preliminary Group A	M-16	Zone 3 - Beach Handball Court 1	0-2 (20-24) (14-26)
	10:45	HKG vs OMA	Men's Team Preliminary Group B	M-17	Zone 3 - Beach Handball Court 1	0-2 (11-22) (7-25)
	16:00	SRI vs AFG	Men's Team Preliminary Group B	M-18	Zone 3 - Beach Handball Court 2	2-0 (20-19) (17-11)
	16:00	BRN vs QAT	Men's Team Preliminary Group A	M-19	Zone 3 - Beach Handball Court 1	1-2 (17-16) (18-22) (6-9)
	17:30	JPN vs VIE	Men's Team Preliminary Group B	M-20	Zone 3 - Beach Handball Court 1	2-1 (18-19) (25-22) (7-6)
THU 29 SEP	10:00	AFG vs JPN	Men's Team Preliminary Group B	M-21	Zone 3 - Beach Handball Court 2	0-2 (19-24) (17-20)
	10:00	THA vs IND	Men's Team Preliminary Group A	M-22	Zone 3 - Beach Handball Court 1	2-0 (29-24) (26-18)
	16:00	QAT vs PAK	Men's Team Preliminary Group A	M-23	Zone 3 - Beach Handball Court 1	2-0 (14-11) (19-12)
	16:00	HKG vs SRI	Men's Team Preliminary Group B	M-24	Zone 3 - Beach Handball Court 2	2-0 (18-17) (25-22)
	17:30	VIE vs OMA	Men's Team Preliminary Group B	M-25	Zone 3 - Beach Handball Court 1	0-2 (15-16) (12-16)
FRI 30 SEP	16:00	IND vs AFG	Men's Team Classification 9th-12th	M-26	Zone 3 - Beach Handball Court 1	1-2 (21-19) (20-23) (8-10)
	16:45	BRN vs HKG	Men's Team Classification 5th-8th	M-27	Zone 3 - Beach Handball Court 1	2-0 (26-18) (16-6)
	17:30	JPN vs THA	Men's Team Classification 5th-8th	M-28	Zone 3 - Beach Handball Court 1	2-1 (18-24) (23-22) (7-3)
SAT 1 OCT	10:45	AFG vs SRI	Men's Team Placement 9th-10th	M-29	Zone 3 - Beach Handball Court 1	0-2 (11-26) (15-22)
	11:30	HKG vs THA	Men's Team Placement 7th-8th	M-30	Zone 3 - Beach Handball Court 1	0-2 (13-25) (17-29)
	15:45	QAT vs VIE	Men's Team Semifinal	M-31	Zone 3 - Beach Handball Court 1	2-0 (20-10) (24-18)
	16:00	BRN vs JPN	Men's Team Placement 5th-6th	M-32	Zone 3 - Beach Handball Court 2	2-0 (20-18) (13-12)
	17:15	OMA vs PAK	Men's Team Semifinal	M-33	Zone 3 - Beach Handball Court 1	2-1 (22-21) (16-19) (7-4)
SUN 2 OCT	15:45	VIE vs PAK	Men's Team Bronze Medal Match	M-34	Zone 3 - Beach Handball Court 1	1-2 (24-20) (17-20) (8-10)
	17:15	QAT vs OMA	Men's Team Gold Medal Match	M-35	Zone 3 - Beach Handball Court 1	2-1 (23-22) (22-24) (6-2)

### LEGEND

TBD To be determined



## Results Summary

Tóm tắt kết quả

As of MON 3 OCT 2016

Date	Start Time	Teams	Phase	Game No.	Location	Result
SUN 25 SEP	10:45	BAN vs THA	Women's Team Preliminary Group B	W-1	Zone 3 - Beach Handball Court 2	0-2 (8-22) (10-19)
	16:00	IND vs CHN	Women's Team Preliminary Group B	W-2	Zone 3 - Beach Handball Court 2	0-2 (12-25) (5-16)
	16:45	JOR vs TPE	Women's Team Preliminary Group A	W-3	Zone 3 - Beach Handball Court 1	0-2 (15-20) (7-20)
MON 26 SEP	10:00	HKG vs TPE	Women's Team Preliminary Group A	W-4	Zone 3 - Beach Handball Court 1	0-2 (16-17) (18-19)
	10:45	JPN vs CHN	Women's Team Preliminary Group B	W-5	Zone 3 - Beach Handball Court 1	0-2 (9-11) (16-22)
	16:00	IND vs THA	Women's Team Preliminary Group B	W-6	Zone 3 - Beach Handball Court 2	0-2 (11-30) (9-18)
	17:30	JOR vs VIE	Women's Team Preliminary Group A	W-7	Zone 3 - Beach Handball Court 1	0-2 (6-20) (16-19)
TUE 27 SEP	16:00	JOR vs HKG	Women's Team Preliminary Group A	W-8	Zone 3 - Beach Handball Court 1	2-0 (17-16) (12-10)
	16:00	CHN vs BAN	Women's Team Preliminary Group B	W-9	Zone 3 - Beach Handball Court 2	2-0 (18-6) (19-13)
	16:45	IND vs JPN	Women's Team Preliminary Group B	W-10	Zone 3 - Beach Handball Court 2	0-2 (5-18) (12-15)
WED 28 SEP	10:45	JPN vs THA	Women's Team Preliminary Group B	W-11	Zone 3 - Beach Handball Court 2	0-2 (12-19) (13-18)
	16:45	BAN vs IND	Women's Team Preliminary Group B	W-12	Zone 3 - Beach Handball Court 2	1-2 (16-12) (8-17) (4-7)
	16:45	HKG vs VIE	Women's Team Preliminary Group A	W-13	Zone 3 - Beach Handball Court 1	0-2 (10-18) (10-17)
THU 29 SEP	15:15	THA vs CHN	Women's Team Preliminary Group B	W-14	Zone 3 - Beach Handball Court 1	1-2 (16-13) (14-15) (6-7)
	16:45	BAN vs JPN	Women's Team Preliminary Group B	W-15	Zone 3 - Beach Handball Court 2	0-2 (5-21) (6-24)
	16:45	VIE vs TPE	Women's Team Preliminary Group A	W-16	Zone 3 - Beach Handball Court 1	2-1 (23-12) (18-20) (7-4)
FRI 30 SEP	16:00	JOR vs IND	Women's Team Classification 5th-8th	W-17	Zone 3 - Beach Handball Court 2	2-0 (13-12) (17-16)
	16:45	JPN vs HKG	Women's Team Classification 5th-8th	W-18	Zone 3 - Beach Handball Court 2	0-2 (14-19) (16-23)
SAT 1 OCT	10:45	IND vs JPN	Women's Team Placement 7th-8th	W-19	Zone 3 - Beach Handball Court 2	0-2 (16-24) (9-20)
	11:30	JOR vs HKG	Women's Team Placement 5th-6th	W-20	Zone 3 - Beach Handball Court 2	2-0 (10-8) (11-10)
	15:00	VIE vs THA	Women's Team Semifinal	W-21	Zone 3 - Beach Handball Court 1	2-0 (17-13) (22-20)
	16:30	CHN vs TPE	Women's Team Semifinal	W-22	Zone 3 - Beach Handball Court 1	2-0 (23-20) (22-15)
SUN 2 OCT	15:00	THA vs TPE	Women's Team Bronze Medal Match	W-23	Zone 3 - Beach Handball Court 1	2-0 (24-23) (21-11)
	16:30	VIE vs CHN	Women's Team Gold Medal Match	W-24	Zone 3 - Beach Handball Court 1	2-1 (20-13) (16-17) (7-6)

### LEGEND

TBD To be determined



## Tournament Summary

Tổng kết giải đấu

As of MON 3 OCT 2016

### Preliminary Round

#### Group A

Rk	Team	Pts	MP	W	L	GSP	LSP	SPD	GF	GA	GD
1	<b>QAT</b>	8	4	4		8	1	7	183	122	61
2	<b>PAK</b>	6	4	3	1	6	3	3	168	143	25
3	<b>BRN</b>	4	4	2	2	6	5	1	173	171	2
4	<b>THA</b>	2	4	1	3	3	6	-3	156	168	-12
5	<b>IND</b>	0	4		4		8	-8	144	220	-76

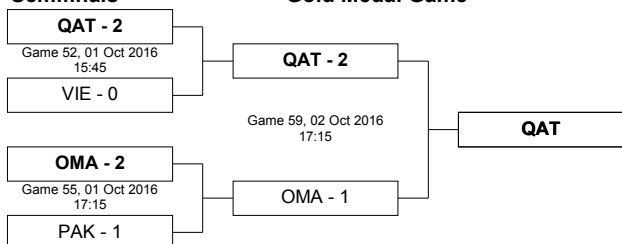
Team	QAT	PAK	BRN	THA	IND
<b>QAT</b>		2 - 0	2 - 1	2 - 0	2 - 0
<b>PAK</b>	0 - 2		2 - 1	2 - 0	2 - 0
<b>BRN</b>	1 - 2	1 - 2		2 - 1	2 - 0
<b>THA</b>	0 - 2	0 - 2	1 - 2		2 - 0
<b>IND</b>	0 - 2	0 - 2	0 - 2	0 - 2	

#### Group B

Rk	Team	Pts	MP	W	L	GSP	LSP	SPD	GF	GA	GD
1	<b>OMA</b>	10	5	5		10		10	229	106	123
2	<b>VIE</b>	6	5	3	2	7	5	2	219	179	40
3	<b>JPN</b>	6	5	3	2	7	5	2	181	199	-18
4	<b>HKG</b>	6	5	3	2	6	5	1	171	186	-15
5	<b>SRI</b>	2	5	1	4	3	8	-5	165	195	-30
6	<b>AFG</b>	0	5		5		10	-10	133	233	-100

Team	OMA	VIE	JPN	HKG	SRI	AFG
<b>OMA</b>		2 - 0	2 - 0	2 - 0	2 - 0	2 - 0
<b>VIE</b>	0 - 2		1 - 2	2 - 0	2 - 1	2 - 0
<b>JPN</b>	0 - 2	2 - 1		1 - 2	2 - 0	2 - 0
<b>HKG</b>	0 - 2	0 - 2	2 - 1		2 - 0	2 - 0
<b>SRI</b>	0 - 2	1 - 2	0 - 2	0 - 2		2 - 0
<b>AFG</b>	0 - 2	0 - 2	0 - 2	0 - 2	0 - 2	

#### Semifinals



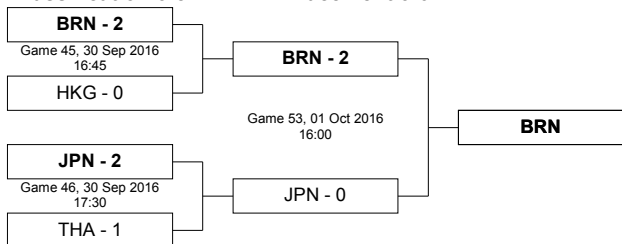
#### Bronze Medal Game



#### Final Standings

Medal	Rank	Team
Gold	1	QAT - Qatar
Silver	2	OMA - Oman
Bronze	3	PAK - Pakistan
	4	VIE - Vietnam
	5	BRN - Bahrain
	6	JPN - Japan
	7	THA - Thailand
	8	HKG - Hong Kong, China
	9	SRI - Sri Lanka
	10	AFG - Afghanistan
	11	IND - India

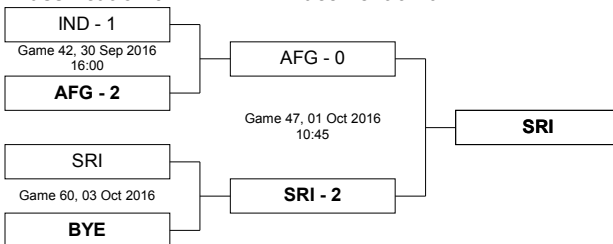
#### Classification 5-8



#### Placement 7-8



#### Classification 9-12



#### LEGEND

**GA** Goal Against  
**LSP** Lost Set Point  
**W** Won

**GD** Goal Difference  
**MP** Matches Played

**GF** Goal For  
**Pts** Points

**GSP** Get Set Point  
**SPD** Set Point Difference

**L** Lost  
**Rk** Rank



## Tournament Summary

Tổng kết giải đấu

As of MON 3 OCT 2016

### Preliminary Round

#### Group A

Rk	Team	Pts	MP	W	L	GSP	LSP	SPD	GF	GA	GD	Team	VIE	TPE	JOR	HKG
1	VIE	6	3	3		6	1	5	122	78	44	VIE		2 - 1	2 - 0	2 - 0
2	TPE	4	3	2	1	5	2	3	112	104	8	TPE	1 - 2		2 - 0	2 - 0
3	JOR	2	3	1	2	2	4	-2	73	105	-32	JOR	0 - 2	0 - 2		2 - 0
4	HKG	0	3		3		6	-6	80	100	-20	HKG	0 - 2	0 - 2	0 - 2	

#### Group B

Rk	Team	Pts	MP	W	L	GSP	LSP	SPD	GF	GA	GD	Team	CHN	THA	JPN	IND	BAN
1	CHN	8	4	4		8	1	7	146	97	49	CHN		2 - 1	2 - 0	2 - 0	2 - 0
2	THA	6	4	3	1	7	2	5	162	98	64	THA	1 - 2		2 - 0	2 - 0	2 - 0
3	JPN	4	4	2	2	4	4		128	98	30	JPN	0 - 2	0 - 2		2 - 0	2 - 0
4	IND	2	4	1	3	2	7	-5	90	150	-60	IND	0 - 2	0 - 2	0 - 2		2 - 1
5	BAN	0	4		4	1	8	-7	76	159	-83	BAN	0 - 2	0 - 2	0 - 2	1 - 2	

#### Semifinals

VIE - 2 Game 51, 01 Oct 2016 15:00	THA - 0	VIE - 2	CHN - 2 Game 54, 01 Oct 2016 16:30	TPE - 0	CHN - 1	VIE
--	---------	---------	--	---------	---------	-----

#### Gold Medal Game

Game 58, 02 Oct 2016  
16:30

#### Bronze Medal Game

THA - 2 Game 56, 02 Oct 2016 15:00	TPE - 0	THA
--	---------	-----

#### Final Standings

Medal	Rank	Team
Gold	1	VIE - Vietnam
Silver	2	CHN - China
Bronze	3	THA - Thailand
	4	TPE - Chinese Taipei
	5	JOR - Jordan
	6	HKG - Hong Kong, China
	7	JPN - Japan
	8	IND - India
	9	BAN - Bangladesh

#### Classification 5-8

JOR - 2 Game 43, 30 Sep 2016 16:00	IND - 0	JOR - 2	JPN - 0 Game 44, 30 Sep 2016 16:45	HKG - 2	HKG - 0	JOR
--	---------	---------	--	---------	---------	-----

#### Placement 5-6

Game 49, 01 Oct 2016  
11:30

#### Placement 7-8

IND - 0 Game 48, 01 Oct 2016 10:45	JPN - 2	JPN
--	---------	-----

#### LEGEND

<b>GA</b> Goal Against	<b>GD</b> Goal Difference	<b>GF</b> Goal For	<b>GSP</b> Get Set Point	<b>L</b> Lost
<b>LSP</b> Lost Set Point	<b>MP</b> Matches Played	<b>Pts</b> Points	<b>SPD</b> Set Point Difference	<b>Rk</b> Rank
<b>W</b> Won				



## Match Team Statistics

Thống kê đấu đồng đội

**QAT 2 - 1 OMA**

( 23-22, 22-24, 6-2 )

Game No: 59

Referees: GHULOOM BAQER Fadhil Ahmed (UAE) / SALEM HASSAN MOHAMMAD Ismail (UAE)

### QAT - Qatar

Players		Shots										Position			Penalties				PTS
No	Name	G/S	%	INF	SPS	SPE	DIG	OSG	ONP	P6M	L	C	R	1st	2nd	RC	EX		
1	GARBA Ali																		
3	MORGAN Ahmed																		
4	ABDELHAK Ahmed	8/10	80	6/8	1/1	1/1					0/8	6/6	2/5					16	
6	ZOUAOUI Anis	3/3	100		1/1					2/2		3/3		1				6	
8	HASSAN Mohamed	3/5	60			2/3				1/2		3/2						6	
9	DENGUIR Amir	1/1	100							1/1		1/1		1				2	
16	MAHFOUZ Mohab																		
17	MOHAMED Mutasem																		
24	KENAOUI Sid													1		1			
90	KAKHI Hani	11/12	91	7/7	2/3	1/1				1/1		10/4	1/1					21	
	Bench/Team																		
Total		26/31	83	13/15	4/5	4/5				5/6	0/8	23/16	3/6	3		1		51	

Goalkeepers		Total Shots		INF Shots		SPS Shots		SPE Shots		DIG Shots		OSG Shots		ONP Shots		P6M Shots	
No	Name	S/S	%	S/S	%	S/S	%	S/S	%	S/S	%	S/S	%	S/S	%	S/S	%
16	MAHFOUZ Mohab	11/24	45	0/3	0	5/12	41	2/5	40							5/11	45
1	GARBA Ali																
<b>Total</b>		11/24	45	0/3	0	5/12	41	2/5	40							5/11	45

Teams Shots	Goals	Saves	Missed	Post	Total	%
Inflight Shots	13	1	1		15	86
Spin Shots	4		1		5	80
Specialist Shots	4	1			5	80
Direct Shots						
Other Spectacular Shots						
One Point Shots						
Penalty Shots	5	1			6	83
<b>Totals</b>	26	3	2		31	83

Number of Attacks : 31    Scoring Efficiency : 83%

Offence		Defence	
	3/6 <b>Right</b>		4/4 <b>Left</b>
5/6 <b>P6m</b>	23/16 <b>Center</b>	-11/12 <b>Center</b>	5/11 <b>P6m</b>
	0/8 <b>Left</b>		0/1 <b>Right</b>

LEGEND							
%	Efficiency	1st	1st Suspension	2nd	2nd Suspension	C	Center Shots
DIG	Direct Shots	EX	Exclusions	G/S	Goals/Shots	INF	Inflight Shots
L	Left Shots	P6M	6 Meters Penalty Shots	R	Right Shots	RC	Red Card
MP	Matches Played	ONP	One Point Shots	OSG	Other Spectacular Shots	S/S	Saves/Shots
SPE	Specialist Shots	SPS	Spin Shots				





## Match Team Statistics

Thống kê đấu đồng đội

**QAT 2 - 1 OMA**

( 23-22, 22-24, 6-2 )

Game No: 59

Referees: GHULOOM BAQER Fadhil Ahmed (UAE) / SALEM HASSAN MOHAMMAD Ismail (UAE)

### OMA - Oman

Players		Shots									Position			Penalties				PTS
No	Name	G/S	%	INF	SPS	SPE	DIG	OSG	ONP	P6M	L	C	R	1st	2nd	RC	EX	
2	AL-HADIDI Ashraf Khamis Mohamed																	
3	AL-JABRI Hussain Ali Ayil																	
11	AL DUGHAIISHI Marwan Saaiyid Khamis	5/10	50		4/7	1/2				0/1		4/1	1/1					10
17	AL HARTHI Yasir Said Sulaiman																	
18	AL SULEIMANI Mehdi Salim Mohammed															1		
20	AL HASANI Said Hamed Saud	3/4	75	3/3						0/1		3/1						6
28	AL AZAN Azan Ali Said																	
33	AL TAMTAMI Nasr Khamis Halait	4/8	50		3/5	1/2				0/1	0/4	4/1						8
77	AL-KASBI Usama Mohammed Said	1/2	50							1/2		1/2						2
90	AL HASANI As'ad Said Rashid	11/17	64			6/11				5/6		11/7						22
	Bench/Team																	
Total		24/41	58	3/3	7/12	8/15				6/11	0/4	23/12	1/1			1		48

Goalkeepers		Total Shots		INF Shots		SPS Shots		SPE Shots		DIG Shots		OSG Shots		ONP Shots		P6M Shots	
No	Name	S/S	%	S/S	%	S/S	%	S/S	%	S/S	%	S/S	%	S/S	%	S/S	%
3	AL-JABRI Hussain Ali Ayil	3/29	10	1/14	7	0/4	0	1/5	20							1/6	16
28	AL AZAN Azan Ali Said																
<b>Total</b>		3/29	10	1/14	7	0/4	0	1/5	20							1/6	16

Teams Shots	Goals	Saves	Missed	Post	Total	%
Inflight Shots	3				3	100
Spin Shots	7	5			12	58
Specialist Shots	8	5		2	15	53
Direct Shots						
Other Spectacular Shots						
One Point Shots						
Penalty Shots	6	5			11	54
<b>Totals</b>	24	15		2	41	58

Number of Attacks : 41    Scoring Efficiency : 58%

Offence		Defence	
	1/1 <b>Right</b>	8/8 <b>Left</b>	
6/11 <b>P6m</b>	23/12 <b>Center</b>	-7/16 <b>Center</b>	1/6 <b>P6m</b>
	0/4 <b>Left</b>	3/6 <b>Right</b>	

LEGEND							
%	Efficiency	1st	1st Suspension	2nd	2nd Suspension	C	Center Shots
DIG	Direct Shots	EX	Exclusions	G/S	Goals/Shots	INF	Inflight Shots
L	Left Shots	P6M	6 Meters Penalty Shots	R	Right Shots	RC	Red Card
MP	Matches Played	ONP	One Point Shots	OSG	Other Spectacular Shots	S/S	Saves/Shots
SPE	Specialist Shots	SPS	Spin Shots				



## Match Team Statistics

Thống kê đấu đồng đội

VIE 1 - 2 PAK

( 24-20, 17-20, 8-10 )

Game No: 57

Referees: TANJI Naser (SYR) / AYDI SYR Yehia (SYR)

### VIE - Vietnam

Players		Shots									Position			Penalties				PTS
No	Name	G/S	%	INF	SPS	SPE	DIG	OSG	ONP	P6M	L	C	R	1st	2nd	RC	EX	
1	DUONG XUAN Thanh																	
3	KIM XUAN Tien	7/7	100	2/2	4/4	1/1						4/4	3/3					14
4	HUYNH Ky													1				
5	HOANG van Tien	1/2	50	0/1	1/1							1/1						2
6	NGUYEN van Tung																	
7	HUYNH NAM Tien	3/4	75	1/1	1/1					1/2		3/2						6
8	Ia van Lon	5/6	83	1/1	3/4					1/1	0/4	4/4	1/1					10
9	Ie van Binh	1/3	33		1/3						0/3	1/1						2
10	NGUYEN van Trong	7/11	63		6/10	1/1					4/8	3/10	0/6					13
11	NGUYEN VU Dung	1/1	100							1/1		1/1						2
	Bench/Team																	
Total		25/34	73	4/5	16/23	2/2				3/4	4/15	17/23	4/10	1				49

Goalkeepers		Total Shots		INF Shots		SPS Shots		SPE Shots		DIG Shots		OSG Shots		ONP Shots		P6M Shots	
No	Name	S/S	%	S/S	%	S/S	%	S/S	%	S/S	%	S/S	%	S/S	%	S/S	%
1	DUONG XUAN Thanh	2/10	20	1/4	25	0/7	0	2/4	50							1/2	50
Total		2/10	20	1/4	25	0/7	0	2/4	50							1/2	50

Teams Shots	Goals	Saves	Missed	Post	Total	%
Inflight Shots	4	1			5	80
Spin Shots	16	6	1		23	69
Specialist Shots	2				2	100
Direct Shots						
Other Spectacular Shots						
One Point Shots						
Penalty Shots	3	1			4	75
Totals	25	8	1		34	73

Number of Attacks : 34    Scoring Efficiency : 73%

Offence		Defence	
	4/10 Right		5/8 Left
3/4 P6m	17/23 Center	2/20 Center	1/2 P6m
	4/15 Left		5/9 Right

### LEGEND

%	Efficiency	1st	1st Suspension	2nd	2nd Suspension	C	Center Shots
DIG	Direct Shots	EX	Exclusions	G/S	Goals/Shots	INF	Inflight Shots
L	Left Shots	P6M	6 Meters Penalty Shots	R	Right Shots	RC	Red Card
MP	Matches Played	ONP	One Point Shots	OSG	Other Spectacular Shots	S/S	Saves/Shots
SPE	Specialist Shots	SPS	Spin Shots				



## Match Team Statistics

Thống kê đấu đồng đội

VIE 1 - 2 PAK

( 24-20, 17-20, 8-10 )

Game No: 57

Referees: TANJI Naser (SYR) / AYDI SYR Yehia (SYR)

### PAK - Pakistan

Players		Shots									Position			Penalties				PTS
No	Name	G/S	%	INF	SPS	SPE	DIG	OSG	ONP	P6M	L	C	R	1st	2nd	RC	EX	
1	ALI Tahir																	
3	HUSSAIN Hazrat	4/7	57	0/1	3/4	0/1				1/1		3/3	1/1					8
4	SAEED Asim	6/9	66	1/1	5/7	0/1					1/1	4/2	1/6					12
5	ULLAH Abid																	
6	PERVAIZ Muhammad Shahid	7/9	77	2/2	3/5	2/2					1/3	6/7						14
7	ALI Asif																	
8	KHAN Rana Waqar																	
9	YASIN Khawar	1/1	100		1/1							1/1						2
10	ATIF Muhammad Uzair	2/4	50		2/3					0/1		1/1	1/1					4
11	HUSSAIN Muzamal	5/6	83		5/6						1/4	3/6	1/1					10
	Bench/Team																	
Total		25/36	69	3/4	19/26	2/4				1/2	3/8	18/20	4/9					50

Goalkeepers		Total Shots		INF Shots		SPS Shots		SPE Shots		DIG Shots		OSG Shots		ONP Shots		P6M Shots	
No	Name	S/S	%	S/S	%	S/S	%	S/S	%	S/S	%	S/S	%	S/S	%	S/S	%
7	ALI Asif																
1	ALI Tahir	8/33	24	1/5	20	6/22	27	0/2	0							1/4	25
Total		8/33	24	1/5	20	6/22	27	0/2	0							1/4	25

Teams Shots	Goals	Saves	Missed	Post	Total	%
Inflight Shots	3	1			4	75
Spin Shots	19	6	1		26	73
Specialist Shots	2	2			4	50
Direct Shots						
Other Spectacular Shots						
One Point Shots						
Penalty Shots	1	1			2	50
Totals	25	10	1		36	69

Number of Attacks : 36    Scoring Efficiency : 69%

Offence		Defence	
	4/9 Right		11/15 Left
1/2 P6m	18/20 Center	6/23 Center	1/4 P6m
	3/8 Left	6/10 Right	

LEGEND							
%	Efficiency	1st	1st Suspension	2nd	2nd Suspension	C	Center Shots
DIG	Direct Shots	EX	Exclusions	G/S	Goals/Shots	INF	Inflight Shots
L	Left Shots	P6M	6 Meters Penalty Shots	R	Right Shots	RC	Red Card
MP	Matches Played	ONP	One Point Shots	OSG	Other Spectacular Shots	S/S	Saves/Shots
SPE	Specialist Shots	SPS	Spin Shots				



## Match Team Statistics

Thống kê đấu đồng đội

BRN 2 - 0 JPN

( 20-18, 13-12 )

Game No: 53

Referees: MOHAMMED S H AL-HAIL Khalid (QAT) / AL-YAZEEDI Ali (QAT)

### BRN - Bahrain

Players		Shots										Position			Penalties				PTS
No	Name	G/S	%	INF	SPS	SPE	DIG	OSG	ONP	P6M		L	C	R	1st	2nd	RC	EX	
3	MOHAMED Fahad																		
4	MAHDI Mahmood	4/8	50		4/8							3/5	1/8	0/6					7
6	AHMED Sayed Shehab	3/7	42		2/6	1/1						0/6	3/6	0/3					6
10	ASKANI Bilal	3/5	60		3/5							3/3	0/5	0/4					6
11	MOHAMED Jaafar	3/5	60		3/5							0/5	1/2	2/2					6
12	ALQAIDOOM Husain	1/2	50		1/2								1/2						2
15	FARDAN Mohamed	1/1	100		1/1							1/1							2
19	ALNASHEET Adam	2/3	66		2/3							1/3	1/1						4
	Bench/Team																		
Total		17/31	54		16/30	1/1						8/23	7/24	2/15					33

Goalkeepers		Total Shots		INF Shots		SPS Shots		SPE Shots		DIG Shots		OSG Shots		ONP Shots		P6M Shots	
No	Name	S/S	%	S/S	%	S/S	%	S/S	%	S/S	%	S/S	%	S/S	%	S/S	%
12	ALQAIDOOM Husain	11/26	42	2/3	66	8/20	40	1/3	33								
Total		11/26	42	2/3	66	8/20	40	1/3	33								

Teams Shots	Goals	Saves	Missed	Post	Total	%
Inflight Shots						
Spin Shots	16	7	4	3	30	53
Specialist Shots	1				1	100
Direct Shots						
Other Spectacular Shots						
One Point Shots						
Penalty Shots						
Totals	17	7	4	3	31	54

Number of Attacks : 31    Scoring Efficiency : 54%

Offence		Defence	
	2/15 Right		7/11 Left
0/0 P6m	7/24 Center	3/12 Center	0/0 P6m
	8/23 Left	5/7 Right	

LEGEND							
%	Efficiency	1st	1st Suspension	2nd	2nd Suspension	C	Center Shots
DIG	Direct Shots	EX	Exclusions	G/S	Goals/Shots	INF	Inflight Shots
L	Left Shots	P6M	6 Meters Penalty Shots	R	Right Shots	RC	Red Card
MP	Matches Played	ONP	One Point Shots	OSG	Other Spectacular Shots	S/S	Saves/Shots
SPE	Specialist Shots	SPS	Spin Shots				



## Match Team Statistics

Thống kê đấu đồng đội

BRN 2 - 0 JPN

( 20-18, 13-12 )

Game No: 53

Referees: MOHAMMED S H AL-HAIL Khalid (QAT) / AL-YAZEEDI Ali (QAT)

### JPN - Japan

Players		Shots									Position			Penalties				PTS
No	Name	G/S	%	INF	SPS	SPE	DIG	OSG	ONP	P6M	L	C	R	1st	2nd	RC	EX	
1	NAKANO Yohei	0/3	0		0/2	0/1					0/1	0/1	0/2					
2	TAKAHASHI Koji	2/2	100	1/1		1/1						2/2						4
3	TAKANO Katsuya																	
4	TAKARA Yuuki	2/6	33	0/1	1/4	1/1					0/3	2/4						4
5	TAGAI Motoki	1/1	100		1/1								1/1					2
6	HOSOKAWA Tomoaki	5/6	83		5/6						1/1	4/4	0/3					18
7	ODA Junya																	2
8	OGATA Yuto	5/8	62	0/1	5/7						3/6	1/1	1/1					10
9	OKUNO Akihiro																	
10	HANAMIYA Takumi																	
	Bench/Team																	
Total		15/26	57	1/3	12/20	2/3					4/11	9/12	2/7					40

Goalkeepers		Total Shots		INF Shots		SPS Shots		SPE Shots		DIG Shots		OSG Shots		ONP Shots		P6M Shots	
No	Name	S/S	%	S/S	%	S/S	%	S/S	%	S/S	%	S/S	%	S/S	%	S/S	%
9	OKUNO Akihiro	7/24	29			7/23	30	0/1	0								
Total		7/24	29			7/23	30	0/1	0								

Teams Shots	Goals	Saves	Missed	Post	Total	%
Inflight Shots	1	2			3	33
Spin Shots	16	10			26	61
Specialist Shots	3	1			4	75
Direct Shots						
Other Spectacular Shots						
One Point Shots						
Penalty Shots						
Totals	20	13			33	60

Number of Attacks : 33    Scoring Efficiency : 60%

Offence		Defence	
0/0 P6m	2/7 Right	15/23 Left	0/0 P6m
	9/12 Center	17/24 Center	
	4/11 Left	13/15 Right	

### LEGEND

%	Efficiency	1st	1st Suspension	2nd	2nd Suspension	C	Center Shots
DIG	Direct Shots	EX	Exclusions	G/S	Goals/Shots	INF	Inflight Shots
L	Left Shots	P6M	6 Meters Penalty Shots	R	Right Shots	RC	Red Card
MP	Matches Played	ONP	One Point Shots	OSG	Other Spectacular Shots	S/S	Saves/Shots
SPE	Specialist Shots	SPS	Spin Shots				



## Match Team Statistics

Thống kê đấu đồng đội

**HKG 0 - 2 THA**  
( 13-25, 17-29 )

Game No: 50

Referees: NGUYEN DAC Thinh (VIE) / THACH le Hung (VIE)

### HKG - Hong Kong, China

Players		Shots									Position			Penalties				PTS
No	Name	G/S	%	INF	SPS	SPE	DIG	OSG	ONP	P6M	L	C	R	1st	2nd	RC	EX	
1	CHAN Chun Ho	1/2	50							1/2		1/2						2
4	LEUNG Chun Yin																	
7	YU Ping San	5/9	55		4/7			1/2			3/7	1/1	1/1					9
9	YEUNG Kong Kiu													1				
12	LEUNG Huen Ming	3/4	75		2/3		1/1					1/1	2/2					5
14	YIU Tai Wai																	
16	NG Yin Pak																	
29	LIN Ming Fai	2/6	33	1/2	0/1		0/2			1/1	1/1	1/2	0/2	1				4
33	YUEN Hei Yin	2/8	25	1/2	1/3		0/1	0/2			1/1	1/2	0/3					4
40	IP Kwun Hung Eddy	3/6	50				3/6					3/6	0/3					6
	Bench/Team																	
<b>Total</b>		16/35	45	2/4	7/14		4/10	1/4		2/3	5/9	8/14	3/11	2				30

Goalkeepers		Total Shots		INF Shots		SPS Shots		SPE Shots		DIG Shots		OSG Shots		ONP Shots		P6M Shots	
No	Name	S/S	%	S/S	%	S/S	%	S/S	%	S/S	%	S/S	%	S/S	%	S/S	%
4	LEUNG Chun Yin	4/31	12	1/6	16	2/14	14			1/4	25	0/3	0			0/4	0
16	NG Yin Pak	0/1	0			0/1	0										
<b>Total</b>		4/32	12	1/6	16	2/15	13			1/4	25	0/3	0			0/4	0

Teams Shots	Goals	Saves	Missed	Post	Total	%
Inflight Shots	2	2			4	50
Spin Shots	7	6	1		14	50
Specialist Shots						
Direct Shots	4	5		1	10	40
Other Spectacular Shots	1	3			4	25
One Point Shots						
Penalty Shots	2	1			3	66
<b>Totals</b>	16	17	1	1	35	45

Number of Attacks : 35    Scoring Efficiency : 45%

Offence		Defence	
	3/11 Right		0/6 Left
2/3 P6m	8/14 Center	-3/9 Center	1/5 P6m
	5/9 Left		-1/9 Right

LEGEND							
%	Efficiency	1st	1st Suspension	2nd	2nd Suspension	C	Center Shots
DIG	Direct Shots	EX	Exclusions	G/S	Goals/Shots	INF	Inflight Shots
L	Left Shots	P6M	6 Meters Penalty Shots	R	Right Shots	RC	Red Card
MP	Matches Played	ONP	One Point Shots	OSG	Other Spectacular Shots	S/S	Saves/Shots
SPE	Specialist Shots	SPS	Spin Shots				



## Match Team Statistics

Thống kê đấu đồng đội

**HKG 0 - 2 THA**  
( 13-25, 17-29 )

Game No: 50

Referees: NGUYEN DAC Thinh (VIE) / THACH le Hung (VIE)

### THA - Thailand

Players		Shots									Position			Penalties				PTS
No	Name	G/S	%	INF	SPS	SPE	DIG	OSG	ONP	P6M	L	C	R	1st	2nd	RC	EX	
8	KHUNNARONG Rattanon																	
9	SOMBUNJIT Anek	4/9	44		1/3		3/5			0/1		4/3						8
10	CHASITTHIDAMRONGSUK Kittipun	1/1	100							1/1		1/1						2
13	USUWAN Phairoj	3/3	100	2/2	1/1							1/1	2/2					6
15	SRICHAH Puwanart	6/7	85	1/2	1/1			1/1		3/3		6/4						12
16	SRISONG Chainarong																	
20	PUANGSALEE Eakchai																	
66	KIRIYA Wiriya																	
77	JANKRA Sirisak	9/9	100	1/1	7/7			1/1			6/6		3/3	1				16
99	KONGKA Bulakorn	5/6	83	1/2	3/3			1/1					5/4					10
	Bench/Team																	
<b>Total</b>		28/35	80	5/7	13/15		3/5	3/3		4/5	6/6	12/9	10/9	1				54

Goalkeepers		Total Shots		INF Shots		SPS Shots		SPE Shots		DIG Shots		OSG Shots		ONP Shots		P6M Shots	
No	Name	S/S	%	S/S	%	S/S	%	S/S	%	S/S	%	S/S	%	S/S	%	S/S	%
16	SRISONG Chainarong	17/33	51	2/4	50	6/13	46			5/9	55	3/4	75			1/3	33
20	PUANGSALEE Eakchai																
<b>Total</b>		17/33	51	2/4	50	6/13	46			5/9	55	3/4	75			1/3	33

Teams Shots	Goals	Saves	Missed	Post	Total	%
Inflight Shots	5	1		1	7	71
Spin Shots	13	2			15	86
Specialist Shots						
Direct Shots	3	1	1		5	60
Other Spectacular Shots	3				3	100
One Point Shots						
Penalty Shots	4		1		5	80
<b>Totals</b>	28	4	2	1	35	80

Number of Attacks : 35    Scoring Efficiency : 80%

Offence		Defence	
	10/9 <b>Right</b>		4/9 <b>Left</b>
4/5 <b>P6m</b>	12/9 <b>Center</b>	6/14 <b>Center</b>	1/3 <b>P6m</b>
	6/6 <b>Left</b>		8/11 <b>Right</b>

LEGEND							
%	Efficiency	1st	1st Suspension	2nd	2nd Suspension	C	Center Shots
DIG	Direct Shots	EX	Exclusions	G/S	Goals/Shots	INF	Inflight Shots
L	Left Shots	P6M	6 Meters Penalty Shots	R	Right Shots	RC	Red Card
MP	Matches Played	ONP	One Point Shots	OSG	Other Spectacular Shots	S/S	Saves/Shots
SPE	Specialist Shots	SPS	Spin Shots				





## Match Team Statistics

Thống kê đấu đồng đội

**AFG 0 - 2 SRI**

( 11-26, 15-22 )

Game No: 47

Referees: KHLANGDIT Kitiskak (THA) / BANDITPIBOON Sompop (THA)

### AFG - Afghanistan

Players		Shots									Position			Penalties				PTS
No	Name	G/S	%	INF	SPS	SPE	DIG	OSG	ONP	P6M	L	C	R	1st	2nd	RC	EX	
1	SALIMI Mohd Bashir	1/1	100				1/1					1/1						2
2	RASOULI Fardin	5/8	62			4/7				1/1		5/8						10
3	BAHAR Mirwais	3/10	30	1/1	1/4	1/5					1/1	2/5						6
4	AFZALI Mohd Bashir																	
5	NABIZADA Esmatullah	3/7	42		2/6	1/1					0/2	1/1	2/6					5
6	AHMADI Habibullah	2/4	50		1/2	1/2					1/1	1/2						3
7	AKBARY Mohammad Zamir																	
	Bench/Team																	
<b>Total</b>		14/30	46	1/1	4/12	7/15	1/1			1/1	2/4	10/17	2/6					26

Goalkeepers		Total Shots		INF Shots		SPS Shots		SPE Shots		DIG Shots		OSG Shots		ONP Shots		P6M Shots	
No	Name	S/S	%	S/S	%	S/S	%	S/S	%	S/S	%	S/S	%	S/S	%	S/S	%
2	RASOULI Fardin	6/31	19	1/5	20	3/16	18	2/10	20								
<b>Total</b>		6/31	19	1/5	20	3/16	18	2/10	20								

Teams Shots	Goals	Saves	Missed	Post	Total	%
Inflight Shots	1				1	100
Spin Shots	4	7		1	12	33
Specialist Shots	7	8			15	46
Direct Shots	1				1	100
Other Spectacular Shots						
One Point Shots						
Penalty Shots	1				1	100
<b>Totals</b>	14	15		1	30	46

Number of Attacks : 30      Scoring Efficiency : 46%

Offence		Defence	
	2/6 Right		6/6 Left
1/1 P6m	10/17 Center	0/18 Center	0/0 P6m
	2/4 Left		4/11 Right

LEGEND							
%	Efficiency	1st	1st Suspension	2nd	2nd Suspension	C	Center Shots
DIG	Direct Shots	EX	Exclusions	G/S	Goals/Shots	INF	Inflight Shots
L	Left Shots	P6M	6 Meters Penalty Shots	R	Right Shots	RC	Red Card
MP	Matches Played	ONP	One Point Shots	OSG	Other Spectacular Shots	S/S	Saves/Shots
SPE	Specialist Shots	SPS	Spin Shots				



## Match Team Statistics

Thống kê đấu đồng đội

**AFG 0 - 2 SRI**

( 11-26, 15-22 )

Game No: 47

Referees: KHLANGDIT Kitisak (THA) / BANDITPIBOON Sompop (THA)

### SRI - Sri Lanka

Players		Shots									Position			Penalties				PTS
No	Name	G/S	%	INF	SPS	SPE	DIG	OSG	ONP	P6M	L	C	R	1st	2nd	RC	EX	
1	JAYASIRIGE Rusiru Prabath Jayasiri																	
2	GALHENA KANKANAMGE Sanjaya Kumara	3/3	100			3/3						3/3						6
3	WEERAKKODI Harsha Prasad de Silva	5/7	71		4/6	1/1					0/6	4/4	1/1					8
4	KOSWATHTHA MUHANDIRAM RAL S. S. B.	12/15	80	0/1	9/10	3/4						6/5	6/10					24
5	HEWA MALAWIGE Milan Madushan													1				
6	AGAMPODI Chanaru Madushanka																	
8	HETTIGODAGE Anil Dasantha Hettigoda													1				
9	RATHNAYAKA MUDIYANSELAGA N. P. K.	0/1	0			0/1						0/1						
10	THILAKARATHNA MUDIYANSELA P. K. T.																	
12	DRABATH Madushanka	5/5	100	4/4		1/1						5/5						10
	Bench/Team																	
<b>Total</b>		25/31	80	4/5	13/16	8/10					0/6	18/18	7/11	2				48

Goalkeepers		Total Shots		INF Shots		SPS Shots		SPE Shots		DIG Shots		OSG Shots		ONP Shots		P6M Shots	
No	Name	S/S	%	S/S	%	S/S	%	S/S	%	S/S	%	S/S	%	S/S	%	S/S	%
1	JAYASIRIGE Rusiru Prabath Jayasiri	15/29	51	0/1	0	7/11	63	8/15	53	0/1	0					0/1	0
2	GALHENA KANKANAMGE Sanjaya Kumara																
9	RATHNAYAKA MUDIYANSELAGA N. P. K.																
<b>Total</b>		15/29	51	0/1	0	7/11	63	8/15	53	0/1	0					0/1	0

Teams Shots	Goals	Saves	Missed	Post	Total	%
Inflight Shots	4	1			5	80
Spin Shots	13	3			16	81
Specialist Shots	8	2			10	80
Direct Shots						
Other Spectacular Shots						
One Point Shots						
Penalty Shots						
<b>Totals</b>	25	6			31	80

Number of Attacks : 31      Scoring Efficiency : 80%

Offence		Defence	
	7/11 Right		2/4 Left
0/0 P6m	18/18 Center	7/17 Center	0/1 P6m
	0/6 Left		4/6 Right

LEGEND							
%	Efficiency	1st	1st Suspension	2nd	2nd Suspension	C	Center Shots
DIG	Direct Shots	EX	Exclusions	G/S	Goals/Shots	INF	Inflight Shots
L	Left Shots	P6M	6 Meters Penalty Shots	R	Right Shots	RC	Red Card
MP	Matches Played	ONP	One Point Shots	OSG	Other Spectacular Shots	S/S	Saves/Shots
SPE	Specialist Shots	SPS	Spin Shots				



## Match Team Statistics

Thống kê đấu đồng đội

**QAT 2 - 0 VIE**  
( 20-10, 24-18 )

Game No: 52

Referees: TANJI Naser (SYR) / AYDI SYR Yehia (SYR)

### QAT - Qatar

Players		Shots										Position			Penalties				PTS
No	Name	G/S	%	INF	SPS	SPE	DIG	OSG	ONP	P6M	L	C	R	1st	2nd	RC	EX		
1	GARBA Ali																		
3	MORGAN Ahmed																		
4	ABDELHAK Ahmed	7/7	100	7/7								7/7		1				14	
6	ZOUAOUI Anis	5/7	71	2/3	3/4						0/1	5/5	0/1					10	
8	HASSAN Mohamed	0/1	0			0/1						0/1							
9	DENGUIR Amir	1/3	33	0/1	1/1	0/1						1/1						2	
16	MAHFOUZ Mohab																		
17	MOHAMED Mutasem																		
24	KENAOUI Sid	1/1	100		1/1							1/1						2	
90	KAKHI Hani	8/8	100	4/4	3/3	1/1						8/8						16	
	Bench/Team																		
Total		22/27	81	13/15	8/9	1/3					0/1	22/23	0/1	1				44	

Goalkeepers		Total Shots		INF Shots		SPS Shots		SPE Shots		DIG Shots		OSG Shots		ONP Shots		P6M Shots	
No	Name	S/S	%	S/S	%	S/S	%	S/S	%	S/S	%	S/S	%	S/S	%	S/S	%
16	MAHFOUZ Mohab																
1	GARBA Ali	12/26	46	1/3	33	6/14	42	5/9	55								
<b>Total</b>		12/26	46	1/3	33	6/14	42	5/9	55								

Teams Shots	Goals	Saves	Missed	Post	Total	%
Inflight Shots	13	2			15	86
Spin Shots	8	1			9	88
Specialist Shots	1	2			3	33
Direct Shots						
Other Spectacular Shots						
One Point Shots						
Penalty Shots						
<b>Totals</b>	22	5			27	81

Number of Attacks : 27    Scoring Efficiency : 81%

Offence		Defence	
	0/1 <b>Right</b>		0/0 <b>Left</b>
0/0 <b>P6m</b>	22/23 <b>Center</b>	2/15 <b>Center</b>	0/0 <b>P6m</b>
	0/1 <b>Left</b>		4/5 <b>Right</b>

LEGEND							
%	Efficiency	1st	1st Suspension	2nd	2nd Suspension	C	Center Shots
DIG	Direct Shots	EX	Exclusions	G/S	Goals/Shots	INF	Inflight Shots
L	Left Shots	P6M	6 Meters Penalty Shots	R	Right Shots	RC	Red Card
MP	Matches Played	ONP	One Point Shots	OSG	Other Spectacular Shots	S/S	Saves/Shots
SPE	Specialist Shots	SPS	Spin Shots				



## Match Team Statistics

Thống kê đấu đồng đội

**QAT 2 - 0 VIE**  
( 20-10, 24-18 )

Game No: 52

Referees: TANJI Naser (SYR) / AYDI SYR Yehia (SYR)

### VIE - Vietnam

Players		Shots									Position			Penalties				PTS
No	Name	G/S	%	INF	SPS	SPE	DIG	OSG	ONP	P6M	L	C	R	1st	2nd	RC	EX	
1	DUONG XUAN Thanh																	
3	KIM XUAN Tien	5/6	83		3/4	2/2						5/5	0/1					10
4	HUYNH Ky																	
5	HOANG van Tien	0/1	0			0/1						0/1						
6	NGUYEN van Tung																	
7	HUYNH NAM Tien	3/6	50	1/1	2/3	0/2						2/2	1/1	1				6
8	Ia van Lon	4/5	80	1/1	2/3	1/1						4/4						8
9	Ie van Binh	1/5	20		0/1	1/4						1/1						2
10	NGUYEN van Trong	1/4	25	0/1	1/3							1/2	0/3	1				2
11	NGUYEN VU Dung																	
	Bench/Team																	
<b>Total</b>		14/27	51	2/3	8/14	4/10						13/15	1/5	2				28

Goalkeepers		Total Shots		INF Shots		SPS Shots		SPE Shots		DIG Shots		OSG Shots		ONP Shots		P6M Shots	
No	Name	S/S	%	S/S	%	S/S	%	S/S	%	S/S	%	S/S	%	S/S	%	S/S	%
1	DUONG XUAN Thanh	5/27	18	2/15	13	1/9	11	2/3	66								
<b>Total</b>		5/27	18	2/15	13	1/9	11	2/3	66								

Teams Shots	Goals	Saves	Missed	Post	Total	%
Inflight Shots	2	1			3	66
Spin Shots	8	6			14	57
Specialist Shots	4	5	1		10	40
Direct Shots						
Other Spectacular Shots						
One Point Shots						
Penalty Shots						
<b>Totals</b>	14	12	1		27	51

Number of Attacks : 27    Scoring Efficiency : 51%

Offence		Defence	
	1/5 Right		1/1 Left
0/0 P6m	13/15 Center	1/23 Center	0/0 P6m
	0/0 Left		1/1 Right

LEGEND							
%	Efficiency	1st	1st Suspension	2nd	2nd Suspension	C	Center Shots
DIG	Direct Shots	EX	Exclusions	G/S	Goals/Shots	INF	Inflight Shots
L	Left Shots	P6M	6 Meters Penalty Shots	R	Right Shots	RC	Red Card
MP	Matches Played	ONP	One Point Shots	OSG	Other Spectacular Shots	S/S	Saves/Shots
SPE	Specialist Shots	SPS	Spin Shots				



## Match Team Statistics

Thống kê đấu đồng đội

**OMA 2 - 1 PAK**

( 22-21, 16-19, 7-4 )

Game No: 55

Referees: SAJEDI Abdollah (IRI) / MAHMOUDI Ahmadreza (IRI)

### OMA - Oman

Players		Shots										Position			Penalties				PTS
No	Name	G/S	%	INF	SPS	SPE	DIG	OSG	ONP	P6M	L	C	R	1st	2nd	RC	EX		
2	AL-HADIDI Ashraf Khamis Mohamed																		
3	AL-JABRI Hussain Ali Ayil																		
11	AL DUGHAIISHI Marwan Saaiyid Khamis	4/7	57	1/2	2/4				1/1		2/3	1/1	1/3					7	
17	AL HARTHI Yasir Said Sulaiman	1/1	100		1/1						1/1							2	
18	AL SULEIMANI Mehdi Salim Mohammed													1					
20	AL HASANI Said Hamed Saud	5/7	71		4/5		0/1			1/1	4/4	0/4	1/2					9	
28	AL AZAN Azan Ali Said																		
33	AL TAMTAMI Nasr Khamis Halait	10/12	83		7/8	1/1	1/2			1/1	4/7	5/5	1/1					19	
77	AL-KASBI Usama Mohammed Said	1/1	100							1/1		1/1						2	
90	AL HASANI As'ad Said Rashid	3/6	50		2/5					1/1	2/5	1/3						6	
	Bench/Team																		
Total		24/34	70	1/2	16/23	1/1	1/3		1/1	4/4	13/20	8/14	3/6	1				45	

Goalkeepers		Total Shots		INF Shots		SPS Shots		SPE Shots		DIG Shots		OSG Shots		ONP Shots		P6M Shots	
No	Name	S/S	%	S/S	%	S/S	%	S/S	%	S/S	%	S/S	%	S/S	%	S/S	%
3	AL-JABRI Hussain Ali Ayil	10/33	30			7/21	33	0/2	0	1/4	25					2/6	33
28	AL AZAN Azan Ali Said																
<b>Total</b>		10/33	30			7/21	33	0/2	0	1/4	25					2/6	33

Teams Shots	Goals	Saves	Missed	Post	Total	%
Inflight Shots	1	1			2	50
Spin Shots	16	5	2		23	69
Specialist Shots	1				1	100
Direct Shots	1	2			3	33
Other Spectacular Shots						
One Point Shots	1				1	100
Penalty Shots	4				4	100
<b>Totals</b>	24	8	2		34	70

Number of Attacks : 34    Scoring Efficiency : 70%

Offence		Defence	
	3/6 <b>Right</b>		0/18 <b>Left</b>
4/4 <b>P6m</b>	8/14 <b>Center</b>	7/12 <b>Center</b>	2/6 <b>P6m</b>
	13/20 <b>Left</b>		9/9 <b>Right</b>

LEGEND							
%	Efficiency	1st	1st Suspension	2nd	2nd Suspension	C	Center Shots
DIG	Direct Shots	EX	Exclusions	G/S	Goals/Shots	INF	Inflight Shots
L	Left Shots	P6M	6 Meters Penalty Shots	R	Right Shots	RC	Red Card
MP	Matches Played	ONP	One Point Shots	OSG	Other Spectacular Shots	S/S	Saves/Shots
SPE	Specialist Shots	SPS	Spin Shots				



## Match Team Statistics

Thống kê đấu đồng đội

**OMA 2 - 1 PAK**

( 22-21, 16-19, 7-4 )

Game No: 55

Referees: SAJEDI Abdollah (IRI) / MAHMOUDI Ahmadreza (IRI)

### PAK - Pakistan

Players		Shots									Position			Penalties				PTS
No	Name	G/S	%	INF	SPS	SPE	DIG	OSG	ONP	P6M	L	C	R	1st	2nd	RC	EX	
1	ALI Tahir	0/2	0		0/1	0/1						0/1	0/1					
3	HUSSAIN Hazrat	10/11	90		6/7	2/2	1/1			1/1	8/8	2/6		1				19
4	SAEED Asim	2/4	50		2/4						2/4			1	1	1		4
5	ULLAH Abid																	
6	PERVAIZ Muhammad Shahid	7/10	70		3/5		2/2			2/3	4/3	3/3	0/3					13
7	ALI Asif																	
8	KHAN Rana Waqar													1				
9	YASIN Khawar	1/1	100							1/1	1/1							2
10	ATIF Muhammad Uzair	1/2	50		1/1					0/1	1/1							2
11	HUSSAIN Muzamal	2/6	33		2/5		0/1				2/1	0/2	0/5					4
	Bench/Team																	
Total		23/36	63		14/23	2/3	3/4			4/6	18/18	5/12	0/9	3	1	1		44

Goalkeepers		Total Shots		INF Shots		SPS Shots		SPE Shots		DIG Shots		OSG Shots		ONP Shots		P6M Shots	
No	Name	S/S	%	S/S	%	S/S	%	S/S	%	S/S	%	S/S	%	S/S	%	S/S	%
7	ALI Asif																
1	ALI Tahir	8/32	25	1/2	50	5/21	23	0/1	0	2/3	66			0/1	0	0/4	0
<b>Total</b>		8/32	25	1/2	50	5/21	23	0/1	0	2/3	66			0/1	0	0/4	0

Teams Shots	Goals	Saves	Missed	Post	Total	%
Inflight Shots						
Spin Shots	14	7	2		23	60
Specialist Shots	2		1		3	66
Direct Shots	3	1			4	75
Other Spectacular Shots						
One Point Shots						
Penalty Shots	4	2			6	66
<b>Totals</b>	23	10	3		36	63

Number of Attacks : 36    Scoring Efficiency : 63%

Offence		Defence	
	0/9 <b>Right</b>		7/20 <b>Left</b>
4/6 <b>P6m</b>	5/12 <b>Center</b>	6/14 <b>Center</b>	0/4 <b>P6m</b>
	18/18 <b>Left</b>		3/6 <b>Right</b>

LEGEND							
%	Efficiency	1st	1st Suspension	2nd	2nd Suspension	C	Center Shots
DIG	Direct Shots	EX	Exclusions	G/S	Goals/Shots	INF	Inflight Shots
L	Left Shots	P6M	6 Meters Penalty Shots	R	Right Shots	RC	Red Card
MP	Matches Played	ONP	One Point Shots	OSG	Other Spectacular Shots	S/S	Saves/Shots
SPE	Specialist Shots	SPS	Spin Shots				



## Match Team Statistics

Thống kê đấu đồng đội

**BRN 2 - 0 HKG**  
**( 26-18, 16-6 )**

Game No: 45

Referees: TANJI Naser (SYR) / AYDI SYR Yehia (SYR)

### BRN - Bahrain

Players		Shots									Position			Penalties				PTS
No	Name	G/S	%	INF	SPS	SPE	DIG	OSG	ONP	P6M	L	C	R	1st	2nd	RC	EX	
3	MOHAMED Fahad	1/1	100		1/1							1/1						2
4	MAHDI Mahmood	7/11	63	1/1	4/7		0/1	2/2			4/4	2/7	1/1					14
6	AHMED Sayed Shehab	3/5	60	2/2	1/2					0/1	1/1	1/2	1/1					6
7	ABDULLA Salman																	
10	ASKANI Bilal	2/4	50	1/2	1/2							1/2	1/2					4
11	MOHAMED Jaafar	5/5	100		2/2		1/1	2/2				5/5						10
12	ALQAIDOOM Husain	1/1	100			1/1						1/1						2
15	FARDAN Mohamed													1				
16	ALZAIMOOR Abdulla																	
19	ALNASHEET Adam	2/3	66	1/1	1/2							2/3						4
20	ALMOULANI Tamim																	
	Bench/Team																	
<b>Total</b>		21/30	70	5/6	10/16	1/1	1/2	4/4		0/1	5/5	13/21	3/4	1				42

Goalkeepers		Total Shots		INF Shots		SPS Shots		SPE Shots		DIG Shots		OSG Shots		ONP Shots		P6M Shots	
No	Name	S/S	%	S/S	%	S/S	%	S/S	%	S/S	%	S/S	%	S/S	%	S/S	%
12	ALQAIDOOM Husain	3/5	60			1/3	33	1/1	100							1/1	100
16	ALZAIMOOR Abdulla	9/19	47	3/6	50	5/7	71	0/1	0	1/3	33	0/1	0			0/1	0
<b>Total</b>		12/24	50	3/6	50	6/10	60	1/2	50	1/3	33	0/1	0			1/2	50

Teams Shots	Goals	Saves	Missed	Post	Total	%
Inflight Shots	5	1			6	83
Spin Shots	10	3	2	1	16	62
Specialist Shots	1				1	100
Direct Shots	1		1		2	50
Other Spectacular Shots	4				4	100
One Point Shots						
Penalty Shots		1			1	
<b>Totals</b>	21	5	3	1	30	70

Number of Attacks : 30      Scoring Efficiency : 70%

Offence		Defence	
	3/4 Right		3/3 Left
0/1 P6m	13/21 Center	2/13 Center	1/2 P6m
	5/5 Left		1/2 Right

LEGEND							
%	Efficiency	1st	1st Suspension	2nd	2nd Suspension	C	Center Shots
DIG	Direct Shots	EX	Exclusions	G/S	Goals/Shots	INF	Inflight Shots
L	Left Shots	P6M	6 Meters Penalty Shots	R	Right Shots	RC	Red Card
MP	Matches Played	ONP	One Point Shots	OSG	Other Spectacular Shots	S/S	Saves/Shots
SPE	Specialist Shots	SPS	Spin Shots				





## Match Team Statistics

Thống kê đấu đồng đội

**BRN 2 - 0 HKG**  
( 26-18, 16-6 )

Game No: 45

Referees: TANJI Naser (SYR) / AYDI SYR Yehia (SYR)

### HKG - Hong Kong, China

Players		Shots									Position			Penalties				PTS
No	Name	G/S	%	INF	SPS	SPE	DIG	OSG	ONP	P6M	L	C	R	1st	2nd	RC	EX	
1	CHAN Chun Ho	1/2	50							1/2		1/2		1				2
4	LEUNG Chun Yin	0/1	0	0/1								0/1						
7	YU Ping San	1/3	33		1/3						0/2	1/1						2
9	YEUNG Kong Kiu																	
12	LEUNG Huen Ming	2/3	66		1/2		1/1					2/2	0/1					4
14	YIU Tai Wai	2/3	66	1/2	1/1							1/2	1/1					4
16	NG Yin Pak																	
29	LIN Ming Fai	0/3	0			0/1	0/2					0/1						
33	YUEN Hei Yin	3/7	42	1/1	0/3	0/1	1/1	1/1				3/1		1				6
40	IP Kwun Hung Eddy	3/7	42	1/2	1/3	1/1	0/1				0/1	3/3						6
	Bench/Team																	
<b>Total</b>		12/29	41	3/6	4/12	1/3	2/5	1/1		1/2	0/3	11/13	1/2	2				24

Goalkeepers		Total Shots		INF Shots		SPS Shots		SPE Shots		DIG Shots		OSG Shots		ONP Shots		P6M Shots	
No	Name	S/S	%	S/S	%	S/S	%	S/S	%	S/S	%	S/S	%	S/S	%	S/S	%
4	LEUNG Chun Yin	5/26	19	1/6	16	3/13	23	0/1	0	0/1	0	0/4	0			1/1	100
16	NG Yin Pak																
<b>Total</b>		5/26	19	1/6	16	3/13	23	0/1	0	0/1	0	0/4	0			1/1	100

Teams Shots	Goals	Saves	Missed	Post	Total	%
Inflight Shots	3	3			6	50
Spin Shots	4	6	2		12	33
Specialist Shots	1	1	1		3	33
Direct Shots	2	1		2	5	40
Other Spectacular Shots	1				1	100
One Point Shots						
Penalty Shots	1	1			2	50
<b>Totals</b>	12	12	3	2	29	41

Number of Attacks : 29    Scoring Efficiency : 41%

Offence		Defence	
	1/2 Right		0/5 Left
1/2 P6m	11/13 Center	8/21 Center	1/1 P6m
	0/3 Left		1/4 Right

LEGEND							
%	Efficiency	1st	1st Suspension	2nd	2nd Suspension	C	Center Shots
DIG	Direct Shots	EX	Exclusions	G/S	Goals/Shots	INF	Inflight Shots
L	Left Shots	P6M	6 Meters Penalty Shots	R	Right Shots	RC	Red Card
MP	Matches Played	ONP	One Point Shots	OSG	Other Spectacular Shots	S/S	Saves/Shots
SPE	Specialist Shots	SPS	Spin Shots				



## Match Team Statistics

Thống kê đấu đồng đội

JPN 2 - 1 THA

( 18-24, 23-22, 7-3 )

Game No: 46

Referees: MOHAMMED S H AL-HAIL Khalid (QAT) / AL-YAZEEDI Ali (QAT)

### JPN - Japan

Players		Shots									Position			Penalties				PTS
No	Name	G/S	%	INF	SPS	SPE	DIG	OSG	ONP	P6M	L	C	R	1st	2nd	RC	EX	
1	NAKANO Yohei	0/2	0	0/1						0/1		0/1						
2	TAKAHASHI Koji	1/2	50		0/1					1/1		1/2						2
3	TAKANO Katsuya																	
4	TAKARA Yuuki	10/13	76	1/2	6/8					3/3	2/4	8/5						19
5	TAGAI Motoki	1/1	100							1/1		1/1						1
6	HOSOKAWA Tomoaki	10/17	58		4/11	1/1				5/5	1/6	8/14	1/9					20
7	ODA Junya													1	1			
8	OGATA Yuto	3/4	75	0/1	1/1	2/2					0/1	3/3						6
9	OKUNO Akihiro																	
10	HANAMIYA Takumi																	
	Bench/Team																	
Total		25/39	64	1/4	11/21	3/3				10/11	3/11	21/26	1/9	1	1			48

Goalkeepers		Total Shots		INF Shots		SPS Shots		SPE Shots		DIG Shots		OSG Shots		ONP Shots		P6M Shots	
No	Name	S/S	%	S/S	%	S/S	%	S/S	%	S/S	%	S/S	%	S/S	%	S/S	%
9	OKUNO Akihiro	11/37	29	1/7	14	3/10	30	4/14	28							3/6	50
Total		11/37	29	1/7	14	3/10	30	4/14	28							3/6	50

Teams Shots	Goals	Saves	Missed	Post	Total	%
Inflight Shots	1	3			4	25
Spin Shots	11	10			21	52
Specialist Shots	3				3	100
Direct Shots						
Other Spectacular Shots						
One Point Shots						
Penalty Shots	10	1			11	90
Totals	25	14			39	64

Number of Attacks : 39    Scoring Efficiency : 64%

Offence		Defence	
	1/9 Right		0/2 Left
10/11 P6m	21/26 Center	-5/18 Center	3/6 P6m
	3/11 Left		3/4 Right

LEGEND							
%	Efficiency	1st	1st Suspension	2nd	2nd Suspension	C	Center Shots
DIG	Direct Shots	EX	Exclusions	G/S	Goals/Shots	INF	Inflight Shots
L	Left Shots	P6M	6 Meters Penalty Shots	R	Right Shots	RC	Red Card
MP	Matches Played	ONP	One Point Shots	OSG	Other Spectacular Shots	S/S	Saves/Shots
SPE	Specialist Shots	SPS	Spin Shots				



## Match Team Statistics

Thống kê đấu đồng đội

JPN 2 - 1 THA

( 18-24, 23-22, 7-3 )

Game No: 46

Referees: MOHAMMED S H AL-HAIL Khalid (QAT) / AL-YAZEEDI Ali (QAT)

### THA - Thailand

Players		Shots									Position			Penalties				PTS
No	Name	G/S	%	INF	SPS	SPE	DIG	OSG	ONP	P6M	L	C	R	1st	2nd	RC	EX	
8	KHUNNARONG Rattanon													1				
9	SOMBUNJIT Anek	0/2	0			0/2						0/2						
10	CHASITTHIDAMRONGSUK Kittipun	0/1	0							0/1		0/1						
13	USUWAN Phairoj	2/3	66			2/2				0/1		2/1						4
15	SRICHAI Puwanart	10/14	71	4/4	0/1	5/7				1/2		10/2						19
16	SRISONG Chainarong	1/1	100			1/1						1/1						2
20	PUANGSALEE Eakchai																	
66	KIRIYA Wiriya	1/1	100							1/1		1/1						1
77	JANKRA Sirisak	5/7	71	2/3	3/4						2/2	3/4		1		1		10
99	KONGKA Bulakorn	7/8	87		4/5	2/2				1/1		6/6	1/4					13
	Bench/Team																	
Total		26/37	70	6/7	7/10	10/14				3/6	2/2	23/18	1/4	2		1		49

Goalkeepers		Total Shots		INF Shots		SPS Shots		SPE Shots		DIG Shots		OSG Shots		ONP Shots		P6M Shots	
No	Name	S/S	%	S/S	%	S/S	%	S/S	%	S/S	%	S/S	%	S/S	%	S/S	%
16	SRISONG Chainarong	14/39	35	3/4	75	10/21	47	0/3	0							1/11	9
20	PUANGSALEE Eakchai																
Total		14/39	35	3/4	75	10/21	47	0/3	0							1/11	9

Teams Shots	Goals	Saves	Missed	Post	Total	%
Inflight Shots	6	1			7	85
Spin Shots	7	3			10	70
Specialist Shots	10	4			14	71
Direct Shots						
Other Spectacular Shots						
One Point Shots						
Penalty Shots	3	3			6	50
Totals	26	11			37	70

Number of Attacks : 37    Scoring Efficiency : 70%

Offence		Defence	
	1/4 Right		8/11 Left
3/6 P6m	23/18 Center	5/26 Center	1/11 P6m
	2/2 Left		8/9 Right

LEGEND							
%	Efficiency	1st	1st Suspension	2nd	2nd Suspension	C	Center Shots
DIG	Direct Shots	EX	Exclusions	G/S	Goals/Shots	INF	Inflight Shots
L	Left Shots	P6M	6 Meters Penalty Shots	R	Right Shots	RC	Red Card
MP	Matches Played	ONP	One Point Shots	OSG	Other Spectacular Shots	S/S	Saves/Shots
SPE	Specialist Shots	SPS	Spin Shots				



## Match Team Statistics

Thống kê đấu đồng đội

IND 1 - 2 AFG

( 21-19, 20-23, 8-10 )

Game No: 42

Referees: NGUYEN DAC Thinh (VIE) / THACH le Hung (VIE)

### IND - India

Players		Shots										Position			Penalties				PTS
No	Name	G/S	%	INF	SPS	SPE	DIG	OSG	ONP	P6M	L	C	R	1st	2nd	RC	EX		
1	MOHAMMAD HAKIM Mohammad Hakim	1/1	100		1/1							1/1						2	
2	BOOTARAM SATPAL Bootaram Satpal	4/7	57		4/6					0/1		3/1						7	
3	DEWAN Rahul	1/1	100							1/1		1/1						2	
4	DAVINDER SINGH Davinder Singh	4/4	100		2/2					2/2	1/1	3/3		1				8	
5	NAIN Ashok	10/14	71	1/1	9/12	0/1					2/2	7/12	1/8					20	
6	JAGZAP Mangesh Prakash	0/1	0		0/1							0/1							
7	SONAWANE Abhishek Bhaskarrao	5/7	71	1/1	4/5					0/1	2/2	3/1		1				8	
8	MUKESH Mukesh	1/1	100		1/1						1/1							2	
9	SUNIL KUMAR Sunil Kumar													1	1				
	Bench/Team																		
Total		26/36	72	2/2	21/28	0/1				3/5	7/6	18/20	1/8	3	1			49	

Goalkeepers		Total Shots		INF Shots		SPS Shots		SPE Shots		DIG Shots		OSG Shots		ONP Shots		P6M Shots	
No	Name	S/S	%	S/S	%	S/S	%	S/S	%	S/S	%	S/S	%	S/S	%	S/S	%
1	MOHAMMAD HAKIM Mohammad Hakim	6/17	35	1/2	50	5/14	35							0/1	0		
9	SUNIL KUMAR Sunil Kumar	5/25	20	0/1	0	2/13	15	1/3	33					0/2	0	2/6	33
Total		11/42	26	1/3	33	7/27	25	1/3	33					0/3	0	2/6	33

Teams Shots	Goals	Saves	Missed	Post	Total	%
Inflight Shots	2				2	100
Spin Shots	21	3	3	1	28	75
Specialist Shots			1		1	
Direct Shots						
Other Spectacular Shots						
One Point Shots						
Penalty Shots	3	2			5	60
Totals	26	5	4	1	36	72

Number of Attacks : 36    Scoring Efficiency : 72%

Offence		Defence	
	1/8 Right		1/5 Left
3/5 P6m	18/20 Center	5/31 Center	2/6 P6m
	7/6 Left		0/1 Right

LEGEND							
%	Efficiency	1st	1st Suspension	2nd	2nd Suspension	C	Center Shots
DIG	Direct Shots	EX	Exclusions	G/S	Goals/Shots	INF	Inflight Shots
L	Left Shots	P6M	6 Meters Penalty Shots	R	Right Shots	RC	Red Card
MP	Matches Played	ONP	One Point Shots	OSG	Other Spectacular Shots	S/S	Saves/Shots
SPE	Specialist Shots	SPS	Spin Shots				



## Match Team Statistics

Thống kê đấu đồng đội

IND 1 - 2 AFG

( 21-19, 20-23, 8-10 )

Game No: 42

Referees: NGUYEN DAC Thinh (VIE) / THACH le Hung (VIE)

### AFG - Afghanistan

Players		Shots									Position			Penalties				PTS
No	Name	G/S	%	INF	SPS	SPE	DIG	OSG	ONP	P6M	L	C	R	1st	2nd	RC	EX	
1	SALIMI Mohd Bashir	1/2	50		1/2							1/2						2
2	RASOULI Fardin	4/8	50		2/5	1/2				1/1	1/1	3/6						7
3	BAHAR Mirwais	7/8	87	1/1	5/6					1/1		7/7		1				14
4	AFZALI Mohd Bashir													1				
5	NABIZADA Esmatullah	10/12	83	0/1	7/8	1/1				2/2	3/3	6/8	1/1					18
6	AHMADI Habibullah	6/8	75	1/1	3/4				2/2	0/1	0/1	6/7						8
7	AKBARY Mohammad Zamir	3/4	75		2/2				1/1	0/1		3/1						3
	Bench/Team																	
Total		31/42	73	2/3	20/27	2/3			3/3	4/6	4/5	26/31	1/1	2				52

Goalkeepers		Total Shots		INF Shots		SPS Shots		SPE Shots		DIG Shots		OSG Shots		ONP Shots		P6M Shots	
No	Name	S/S	%	S/S	%	S/S	%	S/S	%	S/S	%	S/S	%	S/S	%	S/S	%
2	RASOULI Fardin	5/31	16	0/2	0	3/24	12									2/5	40
Total		5/31	16	0/2	0	3/24	12									2/5	40

Teams Shots	Goals	Saves	Missed	Post	Total	%
Inflight Shots	2	1			3	66
Spin Shots	20	7			27	74
Specialist Shots	2	1			3	66
Direct Shots						
Other Spectacular Shots						
One Point Shots	3				3	100
Penalty Shots	4	2			6	66
Totals	31	11			42	73

Number of Attacks : 42    Scoring Efficiency : 73%

Offence		Defence	
	1/1 Right		-1/6 Left
4/6 P6m	26/31 Center	2/20 Center	2/5 P6m
	4/5 Left		7/8 Right

LEGEND							
%	Efficiency	1st	1st Suspension	2nd	2nd Suspension	C	Center Shots
DIG	Direct Shots	EX	Exclusions	G/S	Goals/Shots	INF	Inflight Shots
L	Left Shots	P6M	6 Meters Penalty Shots	R	Right Shots	RC	Red Card
MP	Matches Played	ONP	One Point Shots	OSG	Other Spectacular Shots	S/S	Saves/Shots
SPE	Specialist Shots	SPS	Spin Shots				



## Match Team Statistics

Thống kê đấu đồng đội

BRN 2 - 1 THA

( 17-14, 12-20, 7-4 )

Game No: 1

Referees: KASSEM Moukachar (LIB) / MOHAMAD ZIAD Mansour (LIB)

### BRN - Bahrain

Players		Shots									Position			Penalties				PTS
No	Name	G/S	%	INF	SPS	SPE	DIG	OSG	ONP	P6M	L	C	R	1st	2nd	RC	EX	
3	MOHAMED Fahad	1/2	50		0/1					1/1		1/1	0/1	1				
4	MAHDI Mahmood	4/7	57		2/4			0/1	1/1	1/1	2/4	1/1	1/1					
6	AHMED Sayed Shehab	8/8	100	1/1	4/4		1/1			2/2	1/1	3/3	4/4					
7	ABDULLA Salman																	
10	ASKANI Bilal	0/3	0		0/2		0/1				0/1	0/1		1				
11	MOHAMED Jaafar	2/5	40		1/1		1/3	0/1			1/1	1/1						
12	ALQAIDOOM Husain	0/1	0							0/1		0/1						
15	FARDAN Mohamed	1/1	100	1/1								1/1		1	1			
16	ALZAIMOOR Abdulla	1/1	100			1/1						1/1						
19	ALNASHEET Adam	3/3	100		1/1		1/1			1/1		2/2	1/1					1
20	ALMOULANI Tamim	1/1	100		1/1							1/1						
	Bench/Team																	
Total		21/32	65	2/2	9/14	1/1	3/6	0/2	1/1	5/6	4/7	11/13	6/7	3	1			1

Goalkeepers		Total Shots		INF Shots		SPS Shots		SPE Shots		DIG Shots		OSG Shots		ONP Shots		P6M Shots	
No	Name	S/S	%	S/S	%	S/S	%	S/S	%	S/S	%	S/S	%	S/S	%	S/S	%
12	ALQAIDOOM Husain	2/11	18	0/1	0	1/6	16			1/3	33	0/1	0				
16	ALZAIMOOR Abdulla	4/11	36	1/1	100	1/2	50	0/1	0	1/4	25	1/2	50			0/1	0
Total		6/22	27	1/2	50	2/8	25	0/1	0	2/7	28	1/3	33			0/1	0

Teams Shots	Goals	Saves	Missed	Post	Total	%
Inflight Shots						
Spin Shots						
Specialist Shots						
Direct Shots	1				1	100
Other Spectacular Shots						
One Point Shots						
Penalty Shots						
Totals	1				1	100

Number of Attacks : 1      Scoring Efficiency : 100%

Offence		Defence	
	6/7 Right		1/3 Left
5/6 P6m	11/13 Center	-4/9 Center	0/5 P6m
	4/7 Left		-2/3 Right

LEGEND							
%	Efficiency	1st	1st Suspension	2nd	2nd Suspension	C	Center Shots
DIG	Direct Shots	EX	Exclusions	G/S	Goals/Shots	INF	Inflight Shots
L	Left Shots	P6M	6 Meters Penalty Shots	R	Right Shots	RC	Red Card
MP	Matches Played	ONP	One Point Shots	OSG	Other Spectacular Shots	S/S	Saves/Shots
SPE	Specialist Shots	SPS	Spin Shots				



## Match Team Statistics

Thống kê đấu đồng đội

**BRN 2 - 1 THA**

( 17-14, 12-20, 7-4 )

Game No: 1

Referees: KASSEM Moukachar (LIB) / MOHAMAD ZIAD Mansour (LIB)

### THA - Thailand

Players		Shots									Position			Penalties				PTS
No	Name	G/S	%	INF	SPS	SPE	DIG	OSG	ONP	P6M	L	C	R	1st	2nd	RC	EX	
8	KHUNNARONG Rattanong																	
9	SOMBUNJIT Anek	2/2	100	1/1			1/1					2/2						
10	CHASITTHIDAMRONGSUK Kittipun																	
13	USUWAN Phairoj	3/3	100				2/2			1/1		3/3						
15	SRICHAI Puwanart	5/7	71		0/1	1/1	1/1	0/1		3/3		5/1						
16	SRISONG Chainarong																	
20	PUANGSALEE Eakchai																	
66	KIRIYA Wiriya													1				
77	JANKRA Sirisak	4/6	66	0/1	2/2		1/1	1/2			2/3	2/2						
99	KONGKA Bulakorn	6/10	60		4/6		0/2	1/1		1/1		1/1	5/3					
	Bench/Team																	
<b>Total</b>		20/28	71	1/2	6/9	1/1	5/7	2/4		5/5	2/3	13/9	5/3	1				0

Goalkeepers		Total Shots		INF Shots		SPS Shots		SPE Shots		DIG Shots		OSG Shots		ONP Shots		P6M Shots	
No	Name	S/S	%	S/S	%	S/S	%	S/S	%	S/S	%	S/S	%	S/S	%	S/S	%
16	SRISONG Chainarong	6/27	22	0/2	0	2/11	18	0/1	0	1/4	25	2/2	100	0/1	0	1/6	16
<b>Teams Shots</b>		<b>Total</b>	<b>Goals</b>	<b>Saves</b>	<b>0/2</b>	<b>Missed</b>	<b>1</b>	<b>Post</b>	<b>0</b>	<b>Total</b>	<b>25</b>	<b>2/2%</b>	<b>100</b>	<b>0/1</b>	<b>0</b>	<b>1/6</b>	<b>16</b>
<b>Inflight Shots</b>																	
<b>Spin Shots</b>																	
<b>Specialist Shots</b>																	
<b>Direct Shots</b>																	
<b>Other Spectacular Shots</b>																	
<b>One Point Shots</b>																	
<b>Penalty Shots</b>																	
<b>Totals</b>																	

Number of Attacks : 0      Scoring Efficiency : 0%

Offence		Defence	
	5/3 Right		3/7 Left
5/5 P6m	13/9 Center	2/13 Center	1/6 P6m
	2/3 Left		1/7 Right

LEGEND							
%	Efficiency	1st	1st Suspension	2nd	2nd Suspension	C	Center Shots
DIG	Direct Shots	EX	Exclusions	G/S	Goals/Shots	INF	Inflight Shots
L	Left Shots	P6M	6 Meters Penalty Shots	R	Right Shots	RC	Red Card
MP	Matches Played	ONP	One Point Shots	OSG	Other Spectacular Shots	S/S	Saves/Shots
SPE	Specialist Shots	SPS	Spin Shots				





## Match Team Statistics

Thống kê đấu đồng đội

PAK 2 - 0 IND

( 27-16, 20-19 )

Game No: 5

Referees: HONGJUN Cao (CHN) / JIAN Xu (CHN)

### PAK - Pakistan

Players		Shots									Position			Penalties				PTS
No	Name	G/S	%	INF	SPS	SPE	DIG	OSG	ONP	P6M	L	C	R	1st	2nd	RC	EX	
1	ALI Tahir	1/1	100				1/1					1/1						2
3	HUSSAIN Hazrat	5/6	83	5/6								5/6						10
4	SAEED Asim	3/3	100	2/2	1/1						2/2	1/1						5
5	ULLAH Abid	2/2	100	2/2							2/2							4
6	PERVAIZ Muhammad Shahid	7/7	100	6/6	1/1						7/7							14
7	ALI Asif													1				
8	KHAN Rana Waqar																	
9	YASIN Khawar	2/2	100	2/2							1/1	1/1						4
10	ATIF Muhammad Uzair	4/6	66	1/2	3/3					0/1	1/1	3/1						8
11	HUSSAIN Muzamal																	
	Bench/Team																	
Total		24/27	88	18/20	5/5		1/1			0/1	4/4	20/19		1				47

Goalkeepers		Total Shots		INF Shots		SPS Shots		SPE Shots		DIG Shots		OSG Shots		ONP Shots		P6M Shots	
No	Name	S/S	%	S/S	%	S/S	%	S/S	%	S/S	%	S/S	%	S/S	%	S/S	%
7	ALI Asif	1/9	11			1/7	14			0/1	0					0/1	0
1	ALI Tahir	0/10	0			0/4	0	0/4	0	0/2	0						
Total		1/19	5			1/11	9	0/4	0	0/3	0					0/1	0

Teams Shots	Goals	Saves	Missed	Post	Total	%
Inflight Shots	18	2			20	90
Spin Shots	5				5	100
Specialist Shots						
Direct Shots	1				1	100
Other Spectacular Shots						
One Point Shots						
Penalty Shots			1		1	
Totals	24	2	1		27	88

Number of Attacks : 27    Scoring Efficiency : 88%

Offence		Defence	
	0/0 Right		0/0 Left
0/1 P6m	20/19 Center	0/15 Center	0/1 P6m
	4/4 Left		0/3 Right

LEGEND							
%	Efficiency	1st	1st Suspension	2nd	2nd Suspension	C	Center Shots
DIG	Direct Shots	EX	Exclusions	G/S	Goals/Shots	INF	Inflight Shots
L	Left Shots	P6M	6 Meters Penalty Shots	R	Right Shots	RC	Red Card
MP	Matches Played	ONP	One Point Shots	OSG	Other Spectacular Shots	S/S	Saves/Shots
SPE	Specialist Shots	SPS	Spin Shots				



## Match Team Statistics

Thống kê đấu đồng đội

**PAK 2 - 0 IND**

( 27-16, 20-19 )

Game No: 5

Referees: HONGJUN Cao (CHN) / JIAN Xu (CHN)

### IND - India

Players		Shots									Position			Penalties				PTS
No	Name	G/S	%	INF	SPS	SPE	DIG	OSG	ONP	P6M	L	C	R	1st	2nd	RC	EX	
1	MOHAMMAD HAKIM Mohammad Hakim																	
2	BOOTARAM SATPAL Bootaram Satpal	6/6	100		5/5		1/1					6/6						12
3	DEWAN Rahul																	
4	DAVINDER SINGH Davinder Singh	6/6	100		2/2	3/3				1/1		4/4	2/2	1				12
5	NAIN Ashok	4/5	80		2/3		2/2					3/3	1/1					8
6	JAGZAP Mangesh Prakash																	
7	SONAWANE Abhishek Bhaskarrao	2/2	100		1/1	1/1						2/2						3
8	MUKESH Mukesh																	
9	SUNIL KUMAR Sunil Kumar																	
	Bench/Team																	
<b>Total</b>		18/19	94		10/11	4/4	3/3			1/1		15/15	3/3	1				35

Goalkeepers		Total Shots		INF Shots		SPS Shots		SPE Shots		DIG Shots		OSG Shots		ONP Shots		P6M Shots	
No	Name	S/S	%	S/S	%	S/S	%	S/S	%	S/S	%	S/S	%	S/S	%	S/S	%
1	MOHAMMAD HAKIM Mohammad Hakim	2/26	7	2/20	10	0/5	0			0/1	0						
9	SUNIL KUMAR Sunil Kumar																
<b>Total</b>		2/26	7	2/20	10	0/5	0			0/1	0						

Teams Shots	Goals	Saves	Missed	Post	Total	%
Inflight Shots						
Spin Shots	10	1			11	90
Specialist Shots	4				4	100
Direct Shots	3				3	100
Other Spectacular Shots						
One Point Shots						
Penalty Shots	1				1	100
<b>Totals</b>	18	1			19	94

Number of Attacks : 19    Scoring Efficiency : 94%

Offence		Defence	
	3/3 <b>Right</b>		0/4 <b>Left</b>
1/1 <b>P6m</b>	15/15 <b>Center</b>	-1/19 <b>Center</b>	1/1 <b>P6m</b>
	0/0 <b>Left</b>		0/0 <b>Right</b>

LEGEND							
%	Efficiency	1st	1st Suspension	2nd	2nd Suspension	C	Center Shots
DIG	Direct Shots	EX	Exclusions	G/S	Goals/Shots	INF	Inflight Shots
L	Left Shots	P6M	6 Meters Penalty Shots	R	Right Shots	RC	Red Card
MP	Matches Played	ONP	One Point Shots	OSG	Other Spectacular Shots	S/S	Saves/Shots
SPE	Specialist Shots	SPS	Spin Shots				



## Match Team Statistics

Thống kê đấu đồng đội

**IND 0 - 2 QAT**

( 14-31, 15-32 )

Game No: 9

Referees: KASSEM Moukachar (LIB) / MOHAMAD ZIAD Mansour (LIB)

### IND - India

Players		Shots									Position			Penalties				PTS
No	Name	G/S	%	INF	SPS	SPE	DIG	OSG	ONP	P6M	L	C	R	1st	2nd	RC	EX	
1	MOHAMMAD HAKIM Mohammad Hakim																	
2	BOOTARAM SATPAL Bootaram Satpal	1/1	100		1/1							1/1						2
3	DEWAN Rahul																	
4	DAVINDER SINGH Davinder Singh	7/9	77		7/9							7/9						14
5	NAIN Ashok	4/6	66		4/6							4/6		1				7
6	JAGZAP Mangesh Prakash															1		
7	SONAWANE Abhishek Bhaskarrao	2/3	66		1/2					1/1		2/2		1				4
8	MUKESH Mukesh																	
9	SUNIL KUMAR Sunil Kumar	1/1	100		1/1							1/1		1				2
	Bench/Team																	
Total		15/20	75		14/19					1/1		15/19		3		1		29

Goalkeepers		Total Shots		INF Shots		SPS Shots		SPE Shots		DIG Shots		OSG Shots		ONP Shots		P6M Shots	
No	Name	S/S	%	S/S	%	S/S	%	S/S	%	S/S	%	S/S	%	S/S	%	S/S	%
1	MOHAMMAD HAKIM Mohammad Hakim	0/11	0			0/11	0										
9	SUNIL KUMAR Sunil Kumar	2/23	8			2/23	8										
<b>Total</b>		2/34	5			2/34	5										

Teams Shots	Goals	Saves	Missed	Post	Total	%
Inflight Shots						
Spin Shots	14	4		1	19	73
Specialist Shots						
Direct Shots						
Other Spectacular Shots						
One Point Shots						
Penalty Shots	1				1	100
<b>Totals</b>	15	4		1	20	75

Number of Attacks : 20    Scoring Efficiency : 75%

Offence		Defence	
	0/0 <b>Right</b>		0/0 <b>Left</b>
1/1 <b>P6m</b>	15/19 <b>Center</b>	5/37 <b>Center</b>	0/0 <b>P6m</b>
	0/0 <b>Left</b>		0/0 <b>Right</b>

LEGEND							
%	Efficiency	1st	1st Suspension	2nd	2nd Suspension	C	Center Shots
DIG	Direct Shots	EX	Exclusions	G/S	Goals/Shots	INF	Inflight Shots
L	Left Shots	P6M	6 Meters Penalty Shots	R	Right Shots	RC	Red Card
MP	Matches Played	ONP	One Point Shots	OSG	Other Spectacular Shots	S/S	Saves/Shots
SPE	Specialist Shots	SPS	Spin Shots				



## Match Team Statistics

Thống kê đấu đồng đội

IND 0 - 2 QAT

( 14-31, 15-32 )

Game No: 9

Referees: KASSEM Moukachar (LIB) / MOHAMAD ZIAD Mansour (LIB)

### QAT - Qatar

Players		Shots									Position			Penalties				PTS
No	Name	G/S	%	INF	SPS	SPE	DIG	OSG	ONP	P6M	L	C	R	1st	2nd	RC	EX	
1	GARBA Ali																	
3	MORGAN Ahmed													1		1		
4	ABDELHAK Ahmed	1/2	50		1/2							1/2						2
6	ZOUAOUI Anis	4/7	57		4/7							4/7						8
8	HASSAN Mohamed	7/8	87		7/8							7/8						14
9	DENGUIR Amir	6/6	100		6/6							6/6						11
16	MAHFOUZ Mohab																	
17	MOHAMED Mutasem	5/5	100		5/5							5/5						10
24	KENAOUI Sid													1				
90	KAKHI Hani	9/9	100		9/9							9/9						18
	Bench/Team																	
Total		32/37	86		32/37							32/37		2		1		63

Goalkeepers		Total Shots		INF Shots		SPS Shots		SPE Shots		DIG Shots		OSG Shots		ONP Shots		P6M Shots	
No	Name	S/S	%	S/S	%	S/S	%	S/S	%	S/S	%	S/S	%	S/S	%	S/S	%
16	MAHFOUZ Mohab																
1	GARBA Ali	4/18	22			4/17	23									0/1	0
Total		4/18	22			4/17	23									0/1	0

Teams Shots	Goals	Saves	Missed	Post	Total	%
Inflight Shots						
Spin Shots	32	2	3		37	86
Specialist Shots						
Direct Shots						
Other Spectacular Shots						
One Point Shots						
Penalty Shots						
Totals	32	2	3		37	86

Number of Attacks : 37    Scoring Efficiency : 86%

Offence		Defence	
	0/0 Right		0/0 Left
0/0 P6m	32/37 Center	4/19 Center	0/1 P6m
	0/0 Left		0/0 Right

LEGEND							
%	Efficiency	1st	1st Suspension	2nd	2nd Suspension	C	Center Shots
DIG	Direct Shots	EX	Exclusions	G/S	Goals/Shots	INF	Inflight Shots
L	Left Shots	P6M	6 Meters Penalty Shots	R	Right Shots	RC	Red Card
MP	Matches Played	ONP	One Point Shots	OSG	Other Spectacular Shots	S/S	Saves/Shots
SPE	Specialist Shots	SPS	Spin Shots				



## Match Team Statistics

Thống kê đấu đồng đội

**PAK 2 - 1 BRN**

**( 18-19, 21-16, 9-6 )**

**Game No: 14**

**Referees:** GHULOOM BAQER Fadhil Ahmed (UAE) / SALEM HASSAN MOHAMMAD Ismail (UAE)

### PAK - Pakistan

Players		Shots									Position			Penalties				PTS
No	Name	G/S	%	INF	SPS	SPE	DIG	OSG	ONP	P6M	L	C	R	1st	2nd	RC	EX	
1	ALI Tahir	1/1	100			1/1						1/1						2
3	HUSSAIN Hazrat	4/5	80		2/3	1/1				1/1	1/3	3/3		1				8
4	SAEED Asim	6/6	100	1/1	1/1	3/3				1/1	5/5		1/1					11
5	ULLAH Abid	1/1	100							1/1	1/1							1
6	PERVAIZ Muhammad Shahid	6/7	85	1/1	3/3					2/3	2/2	4/5						12
7	ALI Asif																	
8	KHAN Rana Waqar																	
9	YASIN Khawar	2/4	50		2/3		0/1					1/3	1/1					4
10	ATIF Muhammad Uzair													1		1		
11	HUSSAIN Muzamal	5/5	100		2/2	2/2				1/1	2/2	2/2	1/1					10
	Bench/Team																	
Total		25/29	86	2/2	10/12	7/7	0/1			6/7	11/13	11/14	3/3	2		1		48

Goalkeepers		Total Shots		INF Shots		SPS Shots		SPE Shots		DIG Shots		OSG Shots		ONP Shots		P6M Shots	
No	Name	S/S	%	S/S	%	S/S	%	S/S	%	S/S	%	S/S	%	S/S	%	S/S	%
7	ALI Asif																
1	ALI Tahir	3/24	12			1/13	7	0/4	0					0/1	0	2/6	33
<b>Total</b>		3/24	12			1/13	7	0/4	0					0/1	0	2/6	33

Teams Shots	Goals	Saves	Missed	Post	Total	%
Inflight Shots	2				2	100
Spin Shots	10		2		12	83
Specialist Shots	7				7	100
Direct Shots		1			1	
Other Spectacular Shots						
One Point Shots						
Penalty Shots	6	1			7	85
<b>Totals</b>	25	2	2		29	86

**Number of Attacks :** 29    **Scoring Efficiency :** 86%

Offence		Defence	
	3/3 <b>Right</b>	2/3 <b>Left</b>	
6/7 <b>P6m</b>	11/14 <b>Center</b>	-3/11 <b>Center</b>	2/6 <b>P6m</b>
	11/13 <b>Left</b>	1/7 <b>Right</b>	

LEGEND							
%	Efficiency	1st	1st Suspension	2nd	2nd Suspension	C	Center Shots
DIG	Direct Shots	EX	Exclusions	G/S	Goals/Shots	INF	Inflight Shots
L	Left Shots	P6M	6 Meters Penalty Shots	R	Right Shots	RC	Red Card
MP	Matches Played	ONP	One Point Shots	OSG	Other Spectacular Shots	S/S	Saves/Shots
SPE	Specialist Shots	SPS	Spin Shots				



## Match Team Statistics

Thống kê đấu đồng đội

**PAK 2 - 1 BRN**

( 18-19, 21-16, 9-6 )

Game No: 14

Referees: GHULOOM BAQER Fadhil Ahmed (UAE) / SALEM HASSAN MOHAMMAD Ismail (UAE)

### BRN - Bahrain

Players		Shots									Position			Penalties				PTS
No	Name	G/S	%	INF	SPS	SPE	DIG	OSG	ONP	P6M	L	C	R	1st	2nd	RC	EX	
3	MOHAMED Fahad	1/1	100							1/1			1/1					2
4	MAHDI Mahmood	2/3	66		1/2					1/1	0/2	2/2		1				4
6	AHMED Sayed Shehab	7/11	63		5/8	1/1				1/2		6/2	1/1					14
7	ABDULLA Salman																	
10	ASKANI Bilal	4/6	66		1/2	2/2			1/1	0/1		3/1	1/2					7
11	MOHAMED Jaafar	5/6	83		4/5	1/1					1/1	3/4	1/1					10
12	ALQAIDOOM Husain																	
15	FARDAN Mohamed																	
16	ALZAIMOOR Abdulla																	
19	ALNASHEET Adam	2/3	66		1/2					1/1		0/2	2/2					4
20	ALMOULANI Tamim													1				
	Bench/Team																	
<b>Total</b>		21/30	70		12/19	4/4			1/1	4/6	1/3	14/11	6/7	2				41

Goalkeepers		Total Shots		INF Shots		SPS Shots		SPE Shots		DIG Shots		OSG Shots		ONP Shots		P6M Shots	
No	Name	S/S	%	S/S	%	S/S	%	S/S	%	S/S	%	S/S	%	S/S	%	S/S	%
12	ALQAIDOOM Husain	2/27	7	0/2	0	0/10	0	0/7	0	1/1	100					1/7	14
16	ALZAIMOOR Abdulla																
<b>Total</b>		2/27	7	0/2	0	0/10	0	0/7	0	1/1	100					1/7	14

Teams Shots	Goals	Saves	Missed	Post	Total	%
Inflight Shots						
Spin Shots	12	1	4	2	19	63
Specialist Shots	4				4	100
Direct Shots						
Other Spectacular Shots						
One Point Shots	1				1	100
Penalty Shots	4	2			6	66
<b>Totals</b>	21	3	4	2	30	70

Number of Attacks : 30      Scoring Efficiency : 70%

Offence		Defence	
	6/7 Right		2/13 Left
4/6 P6m	14/11 Center	3/14 Center	1/7 P6m
	1/3 Left		0/3 Right

LEGEND							
%	Efficiency	1st	1st Suspension	2nd	2nd Suspension	C	Center Shots
DIG	Direct Shots	EX	Exclusions	G/S	Goals/Shots	INF	Inflight Shots
L	Left Shots	P6M	6 Meters Penalty Shots	R	Right Shots	RC	Red Card
MP	Matches Played	ONP	One Point Shots	OSG	Other Spectacular Shots	S/S	Saves/Shots
SPE	Specialist Shots	SPS	Spin Shots				



## Match Team Statistics

Thống kê đấu đồng đội

**BRN 2 - 0 IND**  
( 28-18, 17-14 )

Game No: 20

Referees: TANJI Naser (SYR) / AYDI SYR Yehia (SYR)

### BRN - Bahrain

Players		Shots									Position			Penalties				PTS
No	Name	G/S	%	INF	SPS	SPE	DIG	OSG	ONP	P6M	L	C	R	1st	2nd	RC	EX	
3	MOHAMED Fahad	1/1	100		1/1								1/1					2
4	MAHDI Mahmood	5/8	62		4/6		1/1	0/1			4/1	1/1						9
6	AHMED Sayed Shehab	4/4	100	2/2	2/2						1/1	2/2	1/1					8
10	ASKANI Bilal	5/5	100	3/3	1/1					1/1	1/1	4/4						10
11	MOHAMED Jaafar	8/10	80	3/5			3/3	2/2			0/3	8/8						16
12	ALQAIDOOM Husain	1/1	100			1/1						1/1						2
15	FARDAN Mohamed	1/1	100		1/1							1/1		1				2
16	ALZAIMOOR Abdulla	1/2	50	1/1		0/1						0/1	1/1					2
19	ALNASHEET Adam	2/2	100	1/1			1/1					1/1	1/1					4
20	ALMOULANI Tamim													1				
	Bench/Team																	
Total		28/34	82	10/12	9/11	1/2	5/5	2/3		1/1	6/6	18/19	4/4	2				55

Goalkeepers		Total Shots		INF Shots		SPS Shots		SPE Shots		DIG Shots		OSG Shots		ONP Shots		P6M Shots	
No	Name	S/S	%	S/S	%	S/S	%	S/S	%	S/S	%	S/S	%	S/S	%	S/S	%
12	ALQAIDOOM Husain	1/19	5	0/1	0	0/10	0	0/4	0	1/2	50	0/1	0			0/1	0
16	ALZAIMOOR Abdulla	0/1	0			0/1	0										
<b>Total</b>		1/20	5	0/1	0	0/11	0	0/4	0	1/2	50	0/1	0			0/1	0

Teams Shots	Goals	Saves	Missed	Post	Total	%
Inflight Shots	10			2	12	83
Spin Shots	9	2			11	81
Specialist Shots	1	1			2	50
Direct Shots	5				5	100
Other Spectacular Shots	2	1			3	66
One Point Shots						
Penalty Shots	1				1	100
<b>Totals</b>	28	4		2	34	82

Number of Attacks : 34    Scoring Efficiency : 82%

Offence		Defence	
	4/4 Right		3/6 Left
1/1 P6m	18/19 Center	2/16 Center	0/1 P6m
	6/6 Left		2/4 Right

LEGEND							
%	Efficiency	1st	1st Suspension	2nd	2nd Suspension	C	Center Shots
DIG	Direct Shots	EX	Exclusions	G/S	Goals/Shots	INF	Inflight Shots
L	Left Shots	P6M	6 Meters Penalty Shots	R	Right Shots	RC	Red Card
MP	Matches Played	ONP	One Point Shots	OSG	Other Spectacular Shots	S/S	Saves/Shots
SPE	Specialist Shots	SPS	Spin Shots				





## Match Team Statistics

Thống kê đấu đồng đội

BRN 2 - 0 IND

( 28-18, 17-14 )

Game No: 20

Referees: TANJI Naser (SYR) / AYDI SYR Yehia (SYR)

### IND - India

Players		Shots									Position			Penalties				PTS
No	Name	G/S	%	INF	SPS	SPE	DIG	OSG	ONP	P6M	L	C	R	1st	2nd	RC	EX	
1	MOHAMMAD HAKIM Mohammad Hakim	3/4	75		0/1	2/2		1/1			1/2	2/2						6
2	BOOTARAM SATPAL Bootaram Satpal	1/3	33		1/3						0/2	1/1						2
3	DEWAN Rahul	1/3	33		1/3								1/3					2
4	DAVINDER SINGH Davinder Singh	3/4	75		2/3					1/1	1/1	2/2						6
5	NAIN Ashok																	
6	JAGZAP Mangesh Prakash																	
7	SONAWANE Abhishek Bhaskarrao	7/8	87		7/8						1/1	6/8						14
8	MUKESH Mukesh																	
9	SUNIL KUMAR Sunil Kumar	4/6	66	1/1		2/2	1/3				3/3	1/1						8
	Bench/Team																	
Total		19/28	67	1/1	11/18	4/4	1/3	1/1		1/1	3/6	14/16	2/4					38

Goalkeepers		Total Shots		INF Shots		SPS Shots		SPE Shots		DIG Shots		OSG Shots		ONP Shots		P6M Shots	
No	Name	S/S	%	S/S	%	S/S	%	S/S	%	S/S	%	S/S	%	S/S	%	S/S	%
1	MOHAMMAD HAKIM Mohammad Hakim	3/23	13	0/8	0	1/6	16	1/2	50	0/4	0	1/2	50			0/1	0
9	SUNIL KUMAR Sunil Kumar	1/9	11	0/2	0	1/5	20			0/1	0	0/1	0				
Total		4/32	12	0/10	0	2/11	18	1/2	50	0/5	0	1/3	33			0/1	0

Teams Shots	Goals	Saves	Missed	Post	Total	%
Inflight Shots	1				1	100
Spin Shots	11		6	1	18	61
Specialist Shots	4				4	100
Direct Shots	1	1	1		3	33
Other Spectacular Shots	1				1	100
One Point Shots						
Penalty Shots	1				1	100
Totals	19	1	7	1	28	67

Number of Attacks : 28    Scoring Efficiency : 67%

Offence		Defence	
	2/4 Right		0/6 Left
1/1 P6m	14/16 Center	1/19 Center	0/1 P6m
	3/6 Left		0/4 Right

LEGEND							
%	Efficiency	1st	1st Suspension	2nd	2nd Suspension	C	Center Shots
DIG	Direct Shots	EX	Exclusions	G/S	Goals/Shots	INF	Inflight Shots
L	Left Shots	P6M	6 Meters Penalty Shots	R	Right Shots	RC	Red Card
MP	Matches Played	ONP	One Point Shots	OSG	Other Spectacular Shots	S/S	Saves/Shots
SPE	Specialist Shots	SPS	Spin Shots				



## Match Team Statistics

Thống kê đấu đồng đội

**QAT 2 - 0 THA**

**( 23-15, 17-14 )**

Game No: 24

Referees: SAJEDI Abdollah (IRI) / MAHMOUDI Ahmadreza (IRI)

### QAT - Qatar

Players		Shots									Position			Penalties				PTS
No	Name	G/S	%	INF	SPS	SPE	DIG	OSG	ONP	P6M	L	C	R	1st	2nd	RC	EX	
1	GARBA Ali																	
3	MORGAN Ahmed																	
4	ABDELHAK Ahmed	2/2	100	2/2									2/2					3
6	ZOUAOUI Anis	10/11	90	0/1	9/9		1/1				9/1	1/1						16
8	HASSAN Mohamed	6/7	85	3/4			3/3					5/5	1/1					12
9	DENGUIR Amir	1/1	100		1/1						1/1							1
16	MAHFOUZ Mohab	1/1	100			1/1						1/1						2
17	MOHAMED Mutasem	2/2	100	1/1			1/1					2/2						4
24	KENAOUI Sid																	
90	KAKHI Hani	1/5	20		0/2		0/1	1/2			0/2	1/2	0/1					2
	Bench/Team																	
<b>Total</b>		23/29	79	6/8	10/12	1/1	5/6	1/2			10/4	10/11	3/4					40

Goalkeepers		Total Shots		INF Shots		SPS Shots		SPE Shots		DIG Shots		OSG Shots		ONP Shots		P6M Shots	
No	Name	S/S	%	S/S	%	S/S	%	S/S	%	S/S	%	S/S	%	S/S	%	S/S	%
16	MAHFOUZ Mohab	7/14	50	3/7	42	2/2	100			1/3	33	0/1	0			1/1	100
1	GARBA Ali	6/14	42	2/3	66	1/4	25			2/4	50	1/1	100			0/2	0
<b>Total</b>		13/28	46	5/10	50	3/6	50			3/7	42	1/2	50			1/3	33

Teams Shots	Goals	Saves	Missed	Post	Total	%
Inflight Shots	6	1	1		8	75
Spin Shots	10	1	1		12	83
Specialist Shots	1				1	100
Direct Shots	5	1			6	83
Other Spectacular Shots	1	1			2	50
One Point Shots						
Penalty Shots						
<b>Totals</b>	23	4	2		29	79

Number of Attacks : 29    Scoring Efficiency : 79%

Offence		Defence	
	3/4 <b>Right</b>		1/2 <b>Left</b>
0/0 <b>P6m</b>	10/11 <b>Center</b>	5/16 <b>Center</b>	1/3 <b>P6m</b>
	10/4 <b>Left</b>	6/9 <b>Right</b>	

LEGEND							
%	Efficiency	1st	1st Suspension	2nd	2nd Suspension	C	Center Shots
DIG	Direct Shots	EX	Exclusions	G/S	Goals/Shots	INF	Inflight Shots
L	Left Shots	P6M	6 Meters Penalty Shots	R	Right Shots	RC	Red Card
MP	Matches Played	ONP	One Point Shots	OSG	Other Spectacular Shots	S/S	Saves/Shots
SPE	Specialist Shots	SPS	Spin Shots				



## Match Team Statistics

Thống kê đấu đồng đội

**QAT 2 - 0 THA**

( 23-15, 17-14 )

Game No: 24

Referees: SAJEDI Abdollah (IRI) / MAHMOUDI Ahmadreza (IRI)

### THA - Thailand

Players		Shots									Position			Penalties				PTS
No	Name	G/S	%	INF	SPS	SPE	DIG	OSG	ONP	P6M	L	C	R	1st	2nd	RC	EX	
9	SOMBUNJIT Anek	2/5	40	0/2			2/3					2/3						4
10	CHASITTHIDAMRONGSUK Kittipun																	
13	USUWAN Phairoj	6/7	85	4/5			2/2					5/5	1/3					12
15	SRICHAJ Puwanart	3/5	60		1/1		0/1			2/3		3/3						5
16	SRISONG Chainarong	0/1	0				0/1						0/1					
20	PUANGSALEE Eakchai																	
66	KIRIYA Wiriya	1/3	33		1/3							0/3	1/2					2
77	JANKRA Sirisak	2/4	50	1/1	0/1			1/2			1/2	1/1	0/1					4
99	KONGKA Bulakorn	1/3	33	0/2	1/1							0/1	1/2	1				2
	Bench/Team																	
<b>Total</b>		15/28	53	5/10	3/6		4/7	1/2		2/3	1/2	11/16	3/9	1				29

Goalkeepers		Total Shots		INF Shots		SPS Shots		SPE Shots		DIG Shots		OSG Shots		ONP Shots		P6M Shots	
No	Name	S/S	%	S/S	%	S/S	%	S/S	%	S/S	%	S/S	%	S/S	%	S/S	%
16	SRISONG Chainarong	2/4	50	0/1	0	1/1	100			1/2	50						
20	PUANGSALEE Eakchai	2/23	8	1/6	16	0/10	0	0/1	0	0/4	0	1/2	50				
<b>Total</b>		4/27	14	1/7	14	1/11	9	0/1	0	1/6	16	1/2	50				

Teams Shots	Goals	Saves	Missed	Post	Total	%
Inflight Shots	5	5			10	50
Spin Shots	3	3			6	50
Specialist Shots						
Direct Shots	4	3			7	57
Other Spectacular Shots	1	1			2	50
One Point Shots						
Penalty Shots	2	1			3	66
<b>Totals</b>	15	13			28	53

Number of Attacks : 28    Scoring Efficiency : 53%

Offence		Defence	
	3/9 Right		-6/4 Left
2/3 P6m	11/16 Center	1/11 Center	0/0 P6m
	1/2 Left		1/4 Right

LEGEND							
%	Efficiency	1st	1st Suspension	2nd	2nd Suspension	C	Center Shots
DIG	Direct Shots	EX	Exclusions	G/S	Goals/Shots	INF	Inflight Shots
L	Left Shots	P6M	6 Meters Penalty Shots	R	Right Shots	RC	Red Card
MP	Matches Played	ONP	One Point Shots	OSG	Other Spectacular Shots	S/S	Saves/Shots
SPE	Specialist Shots	SPS	Spin Shots				



## Match Team Statistics

Thống kê đấu đồng đội

**THA 0 - 2 PAK**

( 20-24, 14-26 )

Game No: 26

Referees: HONGJUN Cao (CHN) / JIAN Xu (CHN)

### THA - Thailand

Players		Shots									Position			Penalties				PTS
No	Name	G/S	%	INF	SPS	SPE	DIG	OSG	ONP	P6M	L	C	R	1st	2nd	RC	EX	
8	KHUNNARONG Rattanong													1				
9	SOMBUNJIT Anek	2/2	100		2/2							2/2						4
10	CHASITTHIDAMRONGSUK Kittipun																	
13	USUWAN Phairoj	3/3	100		1/1	1/1	1/1					3/3						6
15	SRICHAI Puwanart	7/11	63	1/2	5/7	0/1	1/1					7/2						14
16	SRISONG Chainarong																	
20	PUANGSALEE Eakchai																	
66	KIRIYA Wiriya	0/2	0	0/1	0/1							0/1						
77	JANKRA Sirisak	3/7	42	1/1	2/6							3/6						6
99	KONGKA Bulakorn	2/5	40		1/4		1/1					2/4						4
	Bench/Team																	
<b>Total</b>		17/30	56	2/4	11/21	1/2	3/3					17/18		1				34

Goalkeepers		Total Shots		INF Shots		SPS Shots		SPE Shots		DIG Shots		OSG Shots		ONP Shots		P6M Shots	
No	Name	S/S	%	S/S	%	S/S	%	S/S	%	S/S	%	S/S	%	S/S	%	S/S	%
16	SRISONG Chainarong																
20	PUANGSALEE Eakchai	5/32	15			1/17	5	1/2	50	3/12	25					0/1	0
<b>Total</b>		5/32	15			1/17	5	1/2	50	3/12	25					0/1	0

Teams Shots	Goals	Saves	Missed	Post	Total	%
Inflight Shots	2	2			4	50
Spin Shots	11	4	5	1	21	52
Specialist Shots	1	1			2	50
Direct Shots	3				3	100
Other Spectacular Shots						
One Point Shots						
Penalty Shots						
<b>Totals</b>	17	7	5	1	30	56

Number of Attacks : 30    Scoring Efficiency : 56%

Offence		Defence	
	0/0 <b>Right</b>		0/0 <b>Left</b>
0/0 <b>P6m</b>	17/18 <b>Center</b>	-4/22 <b>Center</b>	0/1 <b>P6m</b>
	0/0 <b>Left</b>		0/1 <b>Right</b>

LEGEND							
%	Efficiency	1st	1st Suspension	2nd	2nd Suspension	C	Center Shots
DIG	Direct Shots	EX	Exclusions	G/S	Goals/Shots	INF	Inflight Shots
L	Left Shots	P6M	6 Meters Penalty Shots	R	Right Shots	RC	Red Card
MP	Matches Played	ONP	One Point Shots	OSG	Other Spectacular Shots	S/S	Saves/Shots
SPE	Specialist Shots	SPS	Spin Shots				



## Match Team Statistics

Thống kê đấu đồng đội

THA 0 - 2 PAK

( 20-24, 14-26 )

Game No: 26

Referees: HONGJUN Cao (CHN) / JIAN Xu (CHN)

### PAK - Pakistan

Players		Shots									Position			Penalties				PTS
No	Name	G/S	%	INF	SPS	SPE	DIG	OSG	ONP	P6M	L	C	R	1st	2nd	RC	EX	
1	ALI Tahir	3/3	100		1/1		2/2					3/3						5
3	HUSSAIN Hazrat	5/8	62		5/5	0/1	0/2					5/1						10
4	SAEED Asim	6/6	100		3/3		3/3					5/5	1/1					11
5	ULLAH Abid																	
6	PERVAIZ Muhammad Shahid	9/10	90		3/3	1/1	4/5			1/1		9/7						17
7	ALI Asif																	
8	KHAN Rana Waqar																	
9	YASIN Khawar	0/1	0				0/1					0/1						
10	ATIF Muhammad Uzair	0/1	0		0/1							0/1						
11	HUSSAIN Muzamal	4/4	100		4/4							4/4		1				7
	Bench/Team																	
Total		27/33	81		16/17	1/2	9/13			1/1		26/22	1/1	1				50

Goalkeepers		Total Shots		INF Shots		SPS Shots		SPE Shots		DIG Shots		OSG Shots		ONP Shots		P6M Shots	
No	Name	S/S	%	S/S	%	S/S	%	S/S	%	S/S	%	S/S	%	S/S	%	S/S	%
7	ALI Asif																
1	ALI Tahir	7/24	29	2/4	50	4/15	26	1/2	50	0/3	0						
Total		7/24	29	2/4	50	4/15	26	1/2	50	0/3	0						

Teams Shots	Goals	Saves	Missed	Post	Total	%
Inflight Shots						
Spin Shots	16	1			17	94
Specialist Shots	1	1			2	50
Direct Shots	9	3	1		13	69
Other Spectacular Shots						
One Point Shots						
Penalty Shots	1				1	100
Totals	27	5	1		33	81

Number of Attacks : 33    Scoring Efficiency : 81%

Offence		Defence	
	1/1 Right		0/0 Left
1/1 P6m	26/22 Center	1/18 Center	0/0 P6m
	0/0 Left		0/0 Right

LEGEND							
%	Efficiency	1st	1st Suspension	2nd	2nd Suspension	C	Center Shots
DIG	Direct Shots	EX	Exclusions	G/S	Goals/Shots	INF	Inflight Shots
L	Left Shots	P6M	6 Meters Penalty Shots	R	Right Shots	RC	Red Card
MP	Matches Played	ONP	One Point Shots	OSG	Other Spectacular Shots	S/S	Saves/Shots
SPE	Specialist Shots	SPS	Spin Shots				



## Match Team Statistics

Thống kê đấu đồng đội

BRN 1 - 2 QAT

( 17-16, 18-22, 6-9 )

Game No: 30

Referees: KASSEM Moukachar (LIB) / MOHAMAD ZIAD Mansour (LIB)

### BRN - Bahrain

Players		Shots									Position			Penalties				PTS
No	Name	G/S	%	INF	SPS	SPE	DIG	OSG	ONP	P6M	L	C	R	1st	2nd	RC	EX	
3	MOHAMED Fahad	0/1	0							0/1		0/1						
4	MAHDI Mahmood	7/9	77	1/1	5/7					1/1	2/2	5/8						14
6	AHMED Sayed Shehab	8/13	61		5/9					3/4	0/6	6/4	2/2					15
10	ASKANI Bilal	5/7	71	1/1		3/5				1/1		5/6						10
11	MOHAMED Jaafar	1/3	33		0/2	1/1						1/2						2
12	ALQAIDOOM Husain																	
15	FARDAN Mohamed													1				
16	ALZAIMOOR Abdulla																	
19	ALNASHEET Adam	0/1	0							0/1		0/1						
20	ALMOULANI Tamim													1				
	Bench/Team																	
Total		21/34	61	2/2	10/18	4/6				5/8	2/8	17/22	2/2	2				41

Goalkeepers		Total Shots		INF Shots		SPS Shots		SPE Shots		DIG Shots		OSG Shots		ONP Shots		P6M Shots	
No	Name	S/S	%	S/S	%	S/S	%	S/S	%	S/S	%	S/S	%	S/S	%	S/S	%
12	ALQAIDOOM Husain																
16	ALZAIMOOR Abdulla	9/33	27	1/7	14	3/11	27	4/9	44	1/1	100					0/5	0
Total		9/33	27	1/7	14	3/11	27	4/9	44	1/1	100					0/5	0

Teams Shots	Goals	Saves	Missed	Post	Total	%
Inflight Shots	2				2	100
Spin Shots	10	7	1		18	55
Specialist Shots	4	2			6	66
Direct Shots						
Other Spectacular Shots						
One Point Shots						
Penalty Shots	5	3			8	62
Totals	21	12	1		34	61

Number of Attacks : 34    Scoring Efficiency : 61%

Offence		Defence	
	2/2 Right		0/1 Left
5/8 P6m	17/22 Center	3/25 Center	0/5 P6m
	2/8 Left		2/3 Right

LEGEND							
%	Efficiency	1st	1st Suspension	2nd	2nd Suspension	C	Center Shots
DIG	Direct Shots	EX	Exclusions	G/S	Goals/Shots	INF	Inflight Shots
L	Left Shots	P6M	6 Meters Penalty Shots	R	Right Shots	RC	Red Card
MP	Matches Played	ONP	One Point Shots	OSG	Other Spectacular Shots	S/S	Saves/Shots
SPE	Specialist Shots	SPS	Spin Shots				



## Match Team Statistics

Thống kê đấu đồng đội

**BRN 1 - 2 QAT**

( 17-16, 18-22, 6-9 )

Game No: 30

Referees: KASSEM Moukachar (LIB) / MOHAMAD ZIAD Mansour (LIB)

### QAT - Qatar

Players		Shots									Position			Penalties				PTS
No	Name	G/S	%	INF	SPS	SPE	DIG	OSG	ONP	P6M	L	C	R	1st	2nd	RC	EX	
1	GARBA Ali																	
3	MORGAN Ahmed													1				
4	ABDELHAK Ahmed	1/3	33		0/1	0/1				1/1		1/2						1
6	ZOUAOUI Anis	6/8	75	2/2	3/5					1/1		6/7	0/2					12
8	HASSAN Mohamed	6/7	85			5/6				1/1		6/7						12
9	DENGUIR Amir	4/6	66	2/3	1/1	0/1				1/1	1/1	3/4						8
16	MAHFOUZ Mohab															1		
17	MOHAMED Mutasem	3/4	75	2/3	1/1							3/3						6
24	KENAOUI Sid													1				
90	KAKHI Hani	4/6	66		3/3	0/1	0/1			1/1		3/2	1/1					8
	Bench/Team																	
Total		24/34	70	6/8	8/11	5/9	0/1			5/5	1/1	22/25	1/3	2		1		47

Goalkeepers		Total Shots		INF Shots		SPS Shots		SPE Shots		DIG Shots		OSG Shots		ONP Shots		P6M Shots	
No	Name	S/S	%	S/S	%	S/S	%	S/S	%	S/S	%	S/S	%	S/S	%	S/S	%
16	MAHFOUZ Mohab	12/33	36	0/2	0	7/17	41	2/6	33							3/8	37
1	GARBA Ali																
<b>Total</b>		12/33	36	0/2	0	7/17	41	2/6	33							3/8	37

Teams Shots	Goals	Saves	Missed	Post	Total	%
Inflight Shots	6	1		1	8	75
Spin Shots	8	3			11	72
Specialist Shots	5	4			9	55
Direct Shots		1			1	
Other Spectacular Shots						
One Point Shots						
Penalty Shots	5				5	100
<b>Totals</b>	24	9		1	34	70

Number of Attacks : 34    Scoring Efficiency : 70%

Offence		Defence	
	1/3 <b>Right</b>		6/8 <b>Left</b>
5/5 <b>P6m</b>	22/25 <b>Center</b>	5/22 <b>Center</b>	3/8 <b>P6m</b>
	1/1 <b>Left</b>		0/2 <b>Right</b>

LEGEND							
%	Efficiency	1st	1st Suspension	2nd	2nd Suspension	C	Center Shots
DIG	Direct Shots	EX	Exclusions	G/S	Goals/Shots	INF	Inflight Shots
L	Left Shots	P6M	6 Meters Penalty Shots	R	Right Shots	RC	Red Card
MP	Matches Played	ONP	One Point Shots	OSG	Other Spectacular Shots	S/S	Saves/Shots
SPE	Specialist Shots	SPS	Spin Shots				





## Match Team Statistics

Thống kê đấu đồng đội

**THA 2 - 0 IND**

( 29-24, 26-18 )

Game No: 35

Referees: HONGJUN Cao (CHN) / JIAN Xu (CHN)

### THA - Thailand

Players		Shots									Position			Penalties				PTS
No	Name	G/S	%	INF	SPS	SPE	DIG	OSG	ONP	P6M	L	C	R	1st	2nd	RC	EX	
8	KHUNNARONG Rattanong																	
9	SOMBUNJIT Anek	6/8	75	2/2	2/3	2/3						6/3						12
10	CHASITTHIDAMRONGSUK Kittipun	1/1	100	1/1								1/1						2
13	USUWAN Phairoj	4/5	80	2/3	1/1	1/1					1/1	3/4						8
15	SRICHAI Puwanart	9/11	81	2/3	4/4	1/2				2/2		9/4						18
16	SRISONG Chainarong																	
20	PUANGSALEE Eakchai																	
66	KIRIYA Wiriya																	
77	JANKRA Sirisak	4/6	66		4/6						1/1	3/6						8
99	KONGKA Bulakorn	4/6	66		2/3	1/1				1/2		4/3						7
	Bench/Team																	
<b>Total</b>		28/37	75	7/9	13/17	5/7				3/4	2/2	26/21						55

Goalkeepers		Total Shots		INF Shots		SPS Shots		SPE Shots		DIG Shots		OSG Shots		ONP Shots		P6M Shots	
No	Name	S/S	%	S/S	%	S/S	%	S/S	%	S/S	%	S/S	%	S/S	%	S/S	%
16	SRISONG Chainarong	16/39	41	1/2	50	8/17	47	6/15	40	0/4	0					1/1	100
20	PUANGSALEE Eakchai																
<b>Total</b>		16/39	41	1/2	50	8/17	47	6/15	40	0/4	0					1/1	100

Teams Shots	Goals	Saves	Missed	Post	Total	%
Inflight Shots	7	1		1	9	77
Spin Shots	13	4			17	76
Specialist Shots	5	2			7	71
Direct Shots						
Other Spectacular Shots						
One Point Shots						
Penalty Shots	3	1			4	75
<b>Totals</b>	28	8		1	37	75

Number of Attacks : 37    Scoring Efficiency : 75%

Offence		Defence	
	0/0 <b>Right</b>		10/12 <b>Left</b>
3/4 <b>P6m</b>	26/21 <b>Center</b>	8/29 <b>Center</b>	1/1 <b>P6m</b>
	2/2 <b>Left</b>		5/5 <b>Right</b>

LEGEND							
%	Efficiency	1st	1st Suspension	2nd	2nd Suspension	C	Center Shots
DIG	Direct Shots	EX	Exclusions	G/S	Goals/Shots	INF	Inflight Shots
L	Left Shots	P6M	6 Meters Penalty Shots	R	Right Shots	RC	Red Card
MP	Matches Played	ONP	One Point Shots	OSG	Other Spectacular Shots	S/S	Saves/Shots
SPE	Specialist Shots	SPS	Spin Shots				



## Match Team Statistics

Thống kê đấu đồng đội

THA 2 - 0 IND

( 29-24, 26-18 )

Game No: 35

Referees: HONGJUN Cao (CHN) / JIAN Xu (CHN)

### IND - India

Players		Shots									Position			Penalties				PTS
No	Name	G/S	%	INF	SPS	SPE	DIG	OSG	ONP	P6M	L	C	R	1st	2nd	RC	EX	
1	MOHAMMAD HAKIM Mohammad Hakim	2/2	100				2/2					2/2						4
2	BOOTARAM SATPAL Bootaram Satpal	7/11	63		5/9	1/1	1/1				0/9	7/8						12
3	DEWAN Rahul	0/1	0		0/1							0/1						
4	DAVINDER SINGH Davinder Singh	3/5	60	1/1	2/3					0/1	2/2	1/2		1	1			6
5	NAIN Ashok	9/14	64		1/1	7/12	1/1					9/12	0/5					18
6	JAGZAP Mangesh Prakash													1				
7	SONAWANE Abhishek Bhaskarrao	2/7	28	0/1	1/4	1/2					0/1	2/4						2
8	MUKESH Mukesh																	
9	SUNIL KUMAR Sunil Kumar																	
	Bench/Team																	
Total		23/40	57	1/2	9/18	9/15	4/4			0/1	2/12	21/29	0/5	2	1			42

Goalkeepers		Total Shots		INF Shots		SPS Shots		SPE Shots		DIG Shots		OSG Shots		ONP Shots		P6M Shots	
No	Name	S/S	%	S/S	%	S/S	%	S/S	%	S/S	%	S/S	%	S/S	%	S/S	%
1	MOHAMMAD HAKIM Mohammad Hakim	8/36	22	1/8	12	4/17	23	2/7	28							1/4	25
9	SUNIL KUMAR Sunil Kumar																
Total		8/36	22	1/8	12	4/17	23	2/7	28							1/4	25

Teams Shots	Goals	Saves	Missed	Post	Total	%
Inflight Shots	1	1			2	50
Spin Shots	9	8		1	18	50
Specialist Shots	9	6			15	60
Direct Shots	4				4	100
Other Spectacular Shots						
One Point Shots						
Penalty Shots		1			1	
Totals	23	16		1	40	57

Number of Attacks : 40    Scoring Efficiency : 57%

Offence		Defence	
	0/5 Right		0/2 Left
0/1 P6m	21/29 Center	-5/21 Center	1/4 P6m
	2/12 Left		0/0 Right

### LEGEND

%	Efficiency	1st	1st Suspension	2nd	2nd Suspension	C	Center Shots
DIG	Direct Shots	EX	Exclusions	G/S	Goals/Shots	INF	Inflight Shots
L	Left Shots	P6M	6 Meters Penalty Shots	R	Right Shots	RC	Red Card
MP	Matches Played	ONP	One Point Shots	OSG	Other Spectacular Shots	S/S	Saves/Shots
SPE	Specialist Shots	SPS	Spin Shots				



## Match Team Statistics

Thống kê đấu đồng đội

**QAT 2 - 0 PAK**

( 14-11, 19-12 )

Game No: 37

Referees: GHULOOM BAQER Fadhil Ahmed (UAE) / SALEM HASSAN MOHAMMAD Ismail (UAE)

### QAT - Qatar

Players		Shots									Position			Penalties				PTS
No	Name	G/S	%	INF	SPS	SPE	DIG	OSG	ONP	P6M	L	C	R	1st	2nd	RC	EX	
1	GARBA Ali																	
3	MORGAN Ahmed													1				
4	ABDELHAK Ahmed	2/7	28		2/7						0/7	2/6						4
6	ZOUAOUI Anis	4/6	66		4/6						2/3	2/4						8
8	HASSAN Mohamed	3/3	100		2/2	1/1					2/2	1/1						6
9	DENGUIR Amir	5/5	100		5/5							5/5						9
24	KENAOUI Sid	1/1	100		1/1						1/1							2
90	KAKHI Hani	2/5	40		2/5						1/1	1/4						4
	Bench/Team																	
Total		17/27	62		16/26	1/1					6/14	11/20		1				33

Goalkeepers		Total Shots		INF Shots		SPS Shots		SPE Shots		DIG Shots		OSG Shots		ONP Shots		P6M Shots	
No	Name	S/S	%	S/S	%	S/S	%	S/S	%	S/S	%	S/S	%	S/S	%	S/S	%
1	GARBA Ali	2/14	14			1/9	11	1/4	25							0/1	0
<b>Total</b>		2/14	14			1/9	11	1/4	25							0/1	0

Teams Shots	Goals	Saves	Missed	Post	Total	%
Inflight Shots						
Spin Shots	19	8	2		29	65
Specialist Shots	1				1	100
Direct Shots						
Other Spectacular Shots						
One Point Shots						
Penalty Shots						
<b>Totals</b>	20	8	2		30	66

Number of Attacks : 30    Scoring Efficiency : 66%

Offence		Defence	
0/0 P6m	0/0 Right	4/12 Left	1/2 P6m
	11/20 Center	1/5 Center	
	6/14 Left	1/1 Right	

LEGEND							
%	Efficiency	1st	1st Suspension	2nd	2nd Suspension	C	Center Shots
DIG	Direct Shots	EX	Exclusions	G/S	Goals/Shots	INF	Inflight Shots
L	Left Shots	P6M	6 Meters Penalty Shots	R	Right Shots	RC	Red Card
MP	Matches Played	ONP	One Point Shots	OSG	Other Spectacular Shots	S/S	Saves/Shots
SPE	Specialist Shots	SPS	Spin Shots				



## Match Team Statistics

Thống kê đấu đồng đội

**QAT 2 - 0 PAK**

( 14-11, 19-12 )

Game No: 37

Referees: GHULOOM BAQER Fadhil Ahmed (UAE) / SALEM HASSAN MOHAMMAD Ismail (UAE)

### PAK - Pakistan

Players		Shots									Position			Penalties				PTS
No	Name	G/S	%	INF	SPS	SPE	DIG	OSG	ONP	P6M	L	C	R	1st	2nd	RC	EX	
1	ALI Tahir																	
3	HUSSAIN Hazrat	5/5	100		4/4	1/1					4/4	1/1		1				10
4	SAEED Asim	0/1	0		0/1								0/1	1				
5	ULLAH Abid																	
6	PERVAIZ Muhammad Shahid	1/2	50							1/2	0/2	1/1						2
7	ALI Asif																	
8	KHAN Rana Waqar																	
9	YASIN Khawar	1/2	50		0/1	1/1					1/1	0/1		1	1			2
10	ATIF Muhammad Uzair	4/6	66		3/4	1/2					3/5	1/1						7
11	HUSSAIN Muzamal	1/1	100		1/1							1/1						2
	Bench/Team																	
<b>Total</b>		12/17	70		8/11	3/4				1/2	8/12	4/5	0/1	3	1			23

Goalkeepers		Total Shots		INF Shots		SPS Shots		SPE Shots		DIG Shots		OSG Shots		ONP Shots		P6M Shots	
No	Name	S/S	%	S/S	%	S/S	%	S/S	%	S/S	%	S/S	%	S/S	%	S/S	%
7	ALI Asif																
1	ALI Tahir	8/25	32			8/24	33	0/1	0								
<b>Total</b>		8/25	32			8/24	33	0/1	0								

Teams Shots	Goals	Saves	Missed	Post	Total	%
Inflight Shots						
Spin Shots	8	1	1	1	11	72
Specialist Shots	3	1			4	75
Direct Shots						
Other Spectacular Shots						
One Point Shots						
Penalty Shots	1		1		2	50
<b>Totals</b>	12	2	2	1	17	70

Number of Attacks : 17    Scoring Efficiency : 70%

Offence		Defence	
	0/1 <b>Right</b>		8/14 <b>Left</b>
1/2 <b>P6m</b>	4/5 <b>Center</b>		9/20 <b>Center</b>
	8/12 <b>Left</b>		0/0 <b>Right</b>
			0/0 <b>P6m</b>

LEGEND							
%	Efficiency	1st	1st Suspension	2nd	2nd Suspension	C	Center Shots
DIG	Direct Shots	EX	Exclusions	G/S	Goals/Shots	INF	Inflight Shots
L	Left Shots	P6M	6 Meters Penalty Shots	R	Right Shots	RC	Red Card
MP	Matches Played	ONP	One Point Shots	OSG	Other Spectacular Shots	S/S	Saves/Shots
SPE	Specialist Shots	SPS	Spin Shots				



## Match Team Statistics

Thống kê đấu đồng đội

JPN 1 - 2 HKG

( 17-12, 11-17, 4-5 )

Game No: 2

Referees: KHLANGDIT Kitisak (THA) / BANDITPIBOON Sompop (THA)

### JPN - Japan

Players		Shots									Position			Penalties				PTS
No	Name	G/S	%	INF	SPS	SPE	DIG	OSG	ONP	P6M	L	C	R	1st	2nd	RC	EX	
1	NAKANO Yohei	1/1	100	1/1							1/1							2
2	TAKAHASHI Koji	1/3	33		1/2					0/1	0/1	0/1	1/1					2
3	TAKANO Katsuya																	
4	TAKARA Yuuki	4/9	44		3/7			1/1		0/1	3/1	1/1						6
5	TAGAI Motoki	1/1	100							1/1		1/1						2
6	HOSOKAWA Tomoaki	6/7	85		5/6					1/1		1/1	5/6	1		1		12
7	ODA Junya													1				
8	OGATA Yuto	3/4	75				2/2			1/2		2/2	1/1					6
9	OKUNO Akihiro	1/1	100		1/1								1/1					2
10	HANAMIYA Takumi																	
	Bench/Team																	
Total		17/26	65	1/1	10/16		2/2	1/1		3/6	4/3	5/6	8/9	2		1		32

Goalkeepers		Total Shots		INF Shots		SPS Shots		SPE Shots		DIG Shots		OSG Shots		ONP Shots		P6M Shots	
No	Name	S/S	%	S/S	%	S/S	%	S/S	%	S/S	%	S/S	%	S/S	%	S/S	%
9	OKUNO Akihiro	5/23	21	0/3	0	1/6	16	1/1	100	1/5	20	1/4	25			1/4	25
Total		5/23	21	0/3	0	1/6	16	1/1	100	1/5	20	1/4	25			1/4	25

Teams Shots	Goals	Saves	Missed	Post	Total	%
Inflight Shots	1				1	100
Spin Shots	10	3	3		16	62
Specialist Shots						
Direct Shots	2				2	100
Other Spectacular Shots	1				1	100
One Point Shots						
Penalty Shots	3		1	2	6	50
Totals	17	3	4	2	26	65

Number of Attacks : 26    Scoring Efficiency : 65%

Offence		Defence	
	8/9 Right		1/4 Left
3/6 P6m	5/6 Center	3/18 Center	3/6 P6m
	4/3 Left		7/7 Right

### LEGEND

%	Efficiency	1st	1st Suspension	2nd	2nd Suspension	C	Center Shots
DIG	Direct Shots	EX	Exclusions	G/S	Goals/Shots	INF	Inflight Shots
L	Left Shots	P6M	6 Meters Penalty Shots	R	Right Shots	RC	Red Card
MP	Matches Played	ONP	One Point Shots	OSG	Other Spectacular Shots	S/S	Saves/Shots
SPE	Specialist Shots	SPS	Spin Shots				



## Match Team Statistics

Thống kê đấu đồng đội

JPN 1 - 2 HKG

( 17-12, 11-17, 4-5 )

Game No: 2

Referees: KHLANGDIT Kitisak (THA) / BANDITPIBOON Sompop (THA)

### HKG - Hong Kong, China

Players		Shots									Position			Penalties				PTS
No	Name	G/S	%	INF	SPS	SPE	DIG	OSG	ONP	P6M	L	C	R	1st	2nd	RC	EX	
1	CHAN Chun Ho	1/1	100							1/1		1/1						2
4	LEUNG Chun Yin																	
7	YU Ping San	4/9	44	1/1	1/4	0/1		1/2		1/1	2/2	2/3	0/3					8
9	YEUNG Kong Kiu	1/1	100		1/1							1/1						2
12	LEUNG Huen Ming	2/2	100		1/1					1/1		2/2						3
14	YIU Tai Wai																	
16	NG Yin Pak																	
29	LIN Ming Fai	2/6	33	0/1	1/1		1/2			0/2		2/2	0/1					3
33	YUEN Hei Yin	4/5	80		1/1		1/1	2/2		0/1	0/1	4/4						8
40	IP Kwun Hung Eddy	4/6	66	2/2			2/4				1/1	3/5	0/3					8
	Bench/Team																	
Total		18/30	60	3/4	5/8	0/1	4/7	3/4		3/6	3/4	15/18	0/7					34

Goalkeepers		Total Shots		INF Shots		SPS Shots		SPE Shots		DIG Shots		OSG Shots		ONP Shots		P6M Shots	
No	Name	S/S	%	S/S	%	S/S	%	S/S	%	S/S	%	S/S	%	S/S	%	S/S	%
4	LEUNG Chun Yin	3/20	15	0/1	0	3/13	23			0/2	0	0/1	0			0/3	0
16	NG Yin Pak																
Total		3/20	15	0/1	0	3/13	23			0/2	0	0/1	0			0/3	0

Teams Shots	Goals	Saves	Missed	Post	Total	%
Inflight Shots	3			1	4	75
Spin Shots	5	1	2		8	62
Specialist Shots		1			1	
Direct Shots	4	1	2		7	57
Other Spectacular Shots	3	1			4	75
One Point Shots						
Penalty Shots	3	1	2		6	50
Totals	18	5	6	1	30	60

Number of Attacks : 30    Scoring Efficiency : 60%

Offence		Defence	
	0/7 Right		-1/3 Left
3/6 P6m	15/18 Center	1/6 Center	3/6 P6m
	3/4 Left		1/9 Right

LEGEND							
%	Efficiency	1st	1st Suspension	2nd	2nd Suspension	C	Center Shots
DIG	Direct Shots	EX	Exclusions	G/S	Goals/Shots	INF	Inflight Shots
L	Left Shots	P6M	6 Meters Penalty Shots	R	Right Shots	RC	Red Card
MP	Matches Played	ONP	One Point Shots	OSG	Other Spectacular Shots	S/S	Saves/Shots
SPE	Specialist Shots	SPS	Spin Shots				



## Match Team Statistics

Thống kê đấu đồng đội

**OMA 2 - 0 SRI**

**( 18-11, 21-10 )**

**Game No: 6**

**Referees:** SAJEDI Abdollah (IRI) / MAHMOUDI Ahmadreza (IRI)

### OMA - Oman

Players		Shots									Position			Penalties				PTS
No	Name	G/S	%	INF	SPS	SPE	DIG	OSG	ONP	P6M	L	C	R	1st	2nd	RC	EX	
2	AL-HADIDI Ashraf Khamis Mohamed	3/3	100			3/3						3/3						6
3	AL-JABRI Hussain Ali Ayil																	
11	AL DUGHAIISHI Marwan Saaiyid Khamis	1/1	100		1/1							1/1						2
17	AL HARTHI Yasir Said Sulaiman																	
18	AL SULEIMANI Mehdi Salim Mohammed																	
20	AL HASANI Said Hamed Saud	1/1	100		1/1							1/1						2
28	AL AZAN Azan Ali Said																	
33	AL TAMTAMI Nasr Khamis Halait	8/10	80		8/10							8/10						13
77	AL-KASBI Usama Mohammed Said	4/4	100		4/4							4/4						8
90	AL HASANI As'ad Said Rashid	4/5	80		3/4					1/1		4/5						8
	Bench/Team																	
<b>Total</b>		21/24	87		17/20	3/3				1/1		21/24						39

Goalkeepers		Total Shots		INF Shots		SPS Shots		SPE Shots		DIG Shots		OSG Shots		ONP Shots		P6M Shots	
No	Name	S/S	%	S/S	%	S/S	%	S/S	%	S/S	%	S/S	%	S/S	%	S/S	%
3	AL-JABRI Hussain Ali Ayil	1/13	7			0/10	0	1/2	50							0/1	0
2	AL-HADIDI Ashraf Khamis Mohamed																
28	AL AZAN Azan Ali Said																
<b>Total</b>		1/13	7			0/10	0	1/2	50							0/1	0

Teams Shots	Goals	Saves	Missed	Post	Total	%
Inflight Shots						
Spin Shots	17		2	1	20	85
Specialist Shots	3				3	100
Direct Shots						
Other Spectacular Shots						
One Point Shots						
Penalty Shots	1				1	100
<b>Totals</b>	21		2	1	24	87

**Number of Attacks :** 24    **Scoring Efficiency :** 87%

Offence		Defence	
	0/0 <b>Right</b>		0/0 <b>Left</b>
1/1 <b>P6m</b>	21/24 <b>Center</b>	3/17 <b>Center</b>	0/1 <b>P6m</b>
	0/0 <b>Left</b>		0/0 <b>Right</b>

LEGEND							
%	Efficiency	1st	1st Suspension	2nd	2nd Suspension	C	Center Shots
DIG	Direct Shots	EX	Exclusions	G/S	Goals/Shots	INF	Inflight Shots
L	Left Shots	P6M	6 Meters Penalty Shots	R	Right Shots	RC	Red Card
MP	Matches Played	ONP	One Point Shots	OSG	Other Spectacular Shots	S/S	Saves/Shots
SPE	Specialist Shots	SPS	Spin Shots				





## Match Team Statistics

Thống kê đấu đồng đội

**OMA 2 - 0 SRI**  
**( 18-11, 21-10 )**

Game No: 6

Referees: SAJEDI Abdollah (IRI) / MAHMOUDI Ahmadreza (IRI)

### SRI - Sri Lanka

Players		Shots										Position			Penalties				PTS
No	Name	G/S	%	INF	SPS	SPE	DIG	OSG	ONP	P6M	L	C	R	1st	2nd	RC	EX		
1	JAYASIRIGE Rusiru Prabath Jayasiri																		
2	GALHENA KANKANAMGE Sanjaya Kumara	0/1	0			0/1						0/1							
3	WEERAKKODI Harsha Prasad de Silva	7/8	87		7/8							7/8						11	
4	KOSWATHTHA MUHANDIRAM RAL S. S. B.	3/3	100		1/1	1/1				1/1		3/3						5	
5	HEWA MALAWIGE Milan Madushan																		
6	AGAMPUDI Chanaru Madushanka																		
8	HETTIGODAGE Anil Dasantha Hettigoda																		
9	RATHNAYAKA MUDIYANSELA N. P. K.																		
10	THILAKARATHNA MUDIYANSELA P. K. T.	4/5	80		4/5							4/5						5	
	Bench/Team																		
Total		14/17	82		12/14	1/2				1/1		14/17						21	

Goalkeepers		Total Shots		INF Shots		SPS Shots		SPE Shots		DIG Shots		OSG Shots		ONP Shots		P6M Shots	
No	Name	S/S	%	S/S	%	S/S	%	S/S	%	S/S	%	S/S	%	S/S	%	S/S	%
1	JAYASIRIGE Rusiru Prabath Jayasiri																
2	GALHENA KANKANAMGE Sanjaya Kumara	0/21	0			0/17	0	0/3	0							0/1	0
9	RATHNAYAKA MUDIYANSELA N. P. K.																
<b>Total</b>		0/21	0			0/17	0	0/3	0							0/1	0

Teams Shots	Goals	Saves	Missed	Post	Total	%
Inflight Shots						
Spin Shots	12		1	1	14	85
Specialist Shots	1	1			2	50
Direct Shots						
Other Spectacular Shots						
One Point Shots						
Penalty Shots	1				1	100
<b>Totals</b>	14	1	1	1	17	82

Number of Attacks : 17    Scoring Efficiency : 82%

Offence		Defence	
	0/0 <b>Right</b>		0/0 <b>Left</b>
1/1 <b>P6m</b>	14/17 <b>Center</b>	3/24 <b>Center</b>	0/1 <b>P6m</b>
	0/0 <b>Left</b>		0/0 <b>Right</b>

LEGEND							
%	Efficiency	1st	1st Suspension	2nd	2nd Suspension	C	Center Shots
DIG	Direct Shots	EX	Exclusions	G/S	Goals/Shots	INF	Inflight Shots
L	Left Shots	P6M	6 Meters Penalty Shots	R	Right Shots	RC	Red Card
MP	Matches Played	ONP	One Point Shots	OSG	Other Spectacular Shots	S/S	Saves/Shots
SPE	Specialist Shots	SPS	Spin Shots				



## Match Team Statistics

Thống kê đấu đồng đội

**VIE 2 - 0 AFG**

**( 32-17, 19-8 )**

**Game No: 8**

**Referees:** GHULOOM BAQER Fadhil Ahmed (UAE) / SALEM HASSAN MOHAMMAD Ismail (UAE)

### VIE - Vietnam

Players		Shots									Position			Penalties				PTS
No	Name	G/S	%	INF	SPS	SPE	DIG	OSG	ONP	P6M	L	C	R	1st	2nd	RC	EX	
1	DUONG XUAN Thanh																	
3	KIM XUAN Tien	7/7	100	2/2	3/3			2/2				2/2	5/5					12
4	HUYNH Ky																	
5	HOANG van Tien	6/6	100	5/5	1/1							6/6						11
6	NGUYEN van Tung														1			
7	HUYNH NAM Tien	5/8	62	0/3	1/1			4/4			1/2	4/3						9
8	Ia van Lon	2/3	66		2/2			0/1				2/2						4
9	Ie van Binh	1/2	50		1/1		0/1					1/1						2
10	NGUYEN van Trong	7/9	77	1/2	2/3			4/4			4/4	3/3	0/2					13
11	NGUYEN VU Dung													1				
	Bench/Team																	
Total		28/35	80	8/12	10/11		0/1	10/11			5/6	18/17	5/7	1	1			51

Goalkeepers		Total Shots		INF Shots		SPS Shots		SPE Shots		DIG Shots		OSG Shots		ONP Shots		P6M Shots	
No	Name	S/S	%	S/S	%	S/S	%	S/S	%	S/S	%	S/S	%	S/S	%	S/S	%
1	DUONG XUAN Thanh	5/16	31	2/4	50	1/6	16	0/1	0	1/3	33	0/1	0			1/1	100
<b>Total</b>		5/16	31	2/4	50	1/6	16	0/1	0	1/3	33	0/1	0			1/1	100

Teams Shots	Goals	Saves	Missed	Post	Total	%
Inflight Shots	8	3		1	12	66
Spin Shots	10	1			11	90
Specialist Shots						
Direct Shots		1			1	
Other Spectacular Shots	10	1			11	90
One Point Shots						
Penalty Shots						
<b>Totals</b>	28	6		1	35	80

**Number of Attacks :** 35    **Scoring Efficiency :** 80%

Offence		Defence	
0/0 P6m	5/7 Right	1/3 Left	2/2 P6m
	18/17 Center	-1/7 Center	
	5/6 Left	3/6 Right	

LEGEND							
%	Efficiency	1st	1st Suspension	2nd	2nd Suspension	C	Center Shots
DIG	Direct Shots	EX	Exclusions	G/S	Goals/Shots	INF	Inflight Shots
L	Left Shots	P6M	6 Meters Penalty Shots	R	Right Shots	RC	Red Card
MP	Matches Played	ONP	One Point Shots	OSG	Other Spectacular Shots	S/S	Saves/Shots
SPE	Specialist Shots	SPS	Spin Shots				



## Match Team Statistics

Thống kê đấu đồng đội

**VIE 2 - 0 AFG**

**( 32-17, 19-8 )**

Game No: 8

Referees: GHULOOM BAQER Fadhil Ahmed (UAE) / SALEM HASSAN MOHAMMAD Ismail (UAE)

### AFG - Afghanistan

Players		Shots									Position			Penalties				PTS
No	Name	G/S	%	INF	SPS	SPE	DIG	OSG	ONP	P6M	L	C	R	1st	2nd	RC	EX	
1	SALIMI Mohd Bashir																	
2	RASOULI Fardin	6/9	66	2/4	1/1	1/1	2/3					5/4	1/1					12
3	BAHAR Mirwais	1/3	33	0/1	1/1					0/1	0/1	1/1						2
4	AFZALI Mohd Bashir																	
5	NABIZADA Esmatullah	4/8	50		4/6			0/1		0/1	2/2	1/1	1/4				1	8
6	AHMADI Habibullah	2/2	100		1/1			1/1				1/1	1/1					3
7	AKBARY Mohammad Zamir																	
	Bench/Team																	
<b>Total</b>		13/22	59	2/5	7/9	1/1	2/3	1/2		0/2	2/3	8/7	3/6				1	25

Goalkeepers		Total Shots		INF Shots		SPS Shots		SPE Shots		DIG Shots		OSG Shots		ONP Shots		P6M Shots	
No	Name	S/S	%	S/S	%	S/S	%	S/S	%	S/S	%	S/S	%	S/S	%	S/S	%
2	RASOULI Fardin	6/28	21	3/11	27	1/5	20			1/1	100	1/11	9				
<b>Total</b>		6/28	21	3/11	27	1/5	20			1/1	100	1/11	9				

Teams Shots	Goals	Saves	Missed	Post	Total	%
Inflight Shots	2	2	1		5	40
Spin Shots	7	2			9	77
Specialist Shots	1				1	100
Direct Shots	2	1			3	66
Other Spectacular Shots	1		1		2	50
One Point Shots						
Penalty Shots		1	1		2	
<b>Totals</b>	13	6	3		22	59

Number of Attacks : 22      Scoring Efficiency : 59%

Offence		Defence	
	3/6 Right		1/6 Left
0/2 P6m	8/7 Center	-1/17 Center	0/0 P6m
	2/3 Left		2/7 Right

LEGEND							
%	Efficiency	1st	1st Suspension	2nd	2nd Suspension	C	Center Shots
DIG	Direct Shots	EX	Exclusions	G/S	Goals/Shots	INF	Inflight Shots
L	Left Shots	P6M	6 Meters Penalty Shots	R	Right Shots	RC	Red Card
MP	Matches Played	ONP	One Point Shots	OSG	Other Spectacular Shots	S/S	Saves/Shots
SPE	Specialist Shots	SPS	Spin Shots				



## Match Team Statistics

Thống kê đấu đồng đội

**HKG 2 - 0 AFG**

( 19-9, 22-14 )

Game No: 12

Referees: KHLANGDIT Kitisak (THA) / BANDITPIBOON Sompop (THA)

### HKG - Hong Kong, China

Players		Shots									Position			Penalties				PTS
No	Name	G/S	%	INF	SPS	SPE	DIG	OSG	ONP	P6M	L	C	R	1st	2nd	RC	EX	
1	CHAN Chun Ho	1/1	100						1/1			1/1		1				1
4	LEUNG Chun Yin	4/4	100		1/1	3/3						4/4						8
7	YU Ping San	1/2	50		1/2							1/2						2
9	YEUNG Kong Kiu																	
12	LEUNG Huen Ming	2/2	100		2/2							2/2						3
14	YIU Tai Wai	1/1	100			1/1						1/1						2
16	NG Yin Pak																	
29	LIN Ming Fai	5/8	62		4/7	1/1						5/7						9
33	YUEN Hei Yin	3/4	75		3/4							3/4						6
40	IP Kwun Hung Eddy	5/6	83		0/1	5/5						5/4						10
	Bench/Team																	
<b>Total</b>		22/28	78		11/17	10/10			1/1			22/25		1				41

Goalkeepers		Total Shots		INF Shots		SPS Shots		SPE Shots		DIG Shots		OSG Shots		ONP Shots		P6M Shots	
No	Name	S/S	%	S/S	%	S/S	%	S/S	%	S/S	%	S/S	%	S/S	%	S/S	%
4	LEUNG Chun Yin	2/16	12			2/10	20	0/4	0					0/2	0		
16	NG Yin Pak																
<b>Total</b>		2/16	12			2/10	20	0/4	0					0/2	0		

Teams Shots	Goals	Saves	Missed	Post	Total	%
Inflight Shots						
Spin Shots	11	1	5		17	64
Specialist Shots	10				10	100
Direct Shots						
Other Spectacular Shots						
One Point Shots	1				1	100
Penalty Shots						
<b>Totals</b>	22	1	5		28	78

Number of Attacks : 28    Scoring Efficiency : 78%

Offence		Defence	
	0/0 <b>Right</b>		0/0 <b>Left</b>
0/0 <b>P6m</b>	22/25 <b>Center</b>	6/20 <b>Center</b>	0/0 <b>P6m</b>
	0/0 <b>Left</b>		0/0 <b>Right</b>

LEGEND							
%	Efficiency	1st	1st Suspension	2nd	2nd Suspension	C	Center Shots
DIG	Direct Shots	EX	Exclusions	G/S	Goals/Shots	INF	Inflight Shots
L	Left Shots	P6M	6 Meters Penalty Shots	R	Right Shots	RC	Red Card
MP	Matches Played	ONP	One Point Shots	OSG	Other Spectacular Shots	S/S	Saves/Shots
SPE	Specialist Shots	SPS	Spin Shots				



## Match Team Statistics

Thống kê đấu đồng đội

**HKG 2 - 0 AFG**

**( 19-9, 22-14 )**

Game No: 12

Referees: KHLANGDIT Kitisak (THA) / BANDITPIBOON Sompop (THA)

### AFG - Afghanistan

Players		Shots									Position			Penalties				PTS
No	Name	G/S	%	INF	SPS	SPE	DIG	OSG	ONP	P6M	L	C	R	1st	2nd	RC	EX	
1	SALIMI Mohd Bashir	1/1	100		1/1							1/1						2
2	RASOULI Fardin	3/3	100			3/3						3/3						6
3	BAHAR Mirwais	1/3	33		0/2	1/1						1/3						2
4	AFZALI Mohd Bashir	2/2	100		1/1				1/1			2/2		1				2
5	NABIZADA Esmatullah	4/6	66		3/5				1/1			4/6						5
6	AHMADI Habibullah	3/5	60		3/5							3/5						6
7	AKBARY Mohammad Zamir																	
	Bench/Team																	
<b>Total</b>		14/20	70		8/14	4/4			2/2			14/20		1				23

Goalkeepers		Total Shots		INF Shots		SPS Shots		SPE Shots		DIG Shots		OSG Shots		ONP Shots		P6M Shots	
No	Name	S/S	%	S/S	%	S/S	%	S/S	%	S/S	%	S/S	%	S/S	%	S/S	%
2	RASOULI Fardin	1/23	4			1/12	8	0/10	0					0/1	0		
<b>Total</b>		1/23	4			1/12	8	0/10	0					0/1	0		

Teams Shots	Goals	Saves	Missed	Post	Total	%
Inflight Shots						
Spin Shots	8	2	3	1	14	57
Specialist Shots	4				4	100
Direct Shots						
Other Spectacular Shots						
One Point Shots	2				2	100
Penalty Shots						
<b>Totals</b>	14	2	3	1	20	70

Number of Attacks : 20      Scoring Efficiency : 70%

Offence		Defence	
	0/0 Right		0/0 Left
0/0 P6m	14/20 Center	3/25 Center	0/0 P6m
	0/0 Left		0/0 Right

LEGEND							
%	Efficiency	1st	1st Suspension	2nd	2nd Suspension	C	Center Shots
DIG	Direct Shots	EX	Exclusions	G/S	Goals/Shots	INF	Inflight Shots
L	Left Shots	P6M	6 Meters Penalty Shots	R	Right Shots	RC	Red Card
MP	Matches Played	ONP	One Point Shots	OSG	Other Spectacular Shots	S/S	Saves/Shots
SPE	Specialist Shots	SPS	Spin Shots				



## Match Team Statistics

Thống kê đấu đồng đội

**SRI 1 - 2 VIE**

( 14-25, 17-16, 6-8 )

Game No: 13

Referees: TANJI Naser (SYR) / AYDI SYR Yehia (SYR)

### SRI - Sri Lanka

Players		Shots									Position			Penalties				PTS
No	Name	G/S	%	INF	SPS	SPE	DIG	OSG	ONP	P6M	L	C	R	1st	2nd	RC	EX	
1	JAYASIRIGE Rusiru Prabath Jayasiri	1/1	100				1/1					1/1						2
2	GALHENA KANKANAMGE Sanjaya Kumara	1/6	16				1/6					1/6	0/3					2
3	WEERAKKODI Harsha Prasad de Silva	8/9	88	1/1	5/5		2/2			0/1		7/1	1/1					15
4	KOSWATHTHA MUHANDIRAM RAL S. S. B.	6/12	50		4/8	1/1	1/3					5/8	1/3					12
5	HEWA MALAWIGE Milan Madushan	0/2	0				0/2					0/2	0/1					
6	AGAMPUDI Chanaru Madushanka	1/1	100		1/1							1/1						2
8	HETTIGODAGE Anil Dasantha Hettigoda	1/1	100		1/1							1/1						2
9	RATHNAYAKA MUDIYANSELA N. P. K.	1/1	100			1/1						1/1						2
10	THILAKARATHNA MUDIYANSELA P. K. T.	0/1	0		0/1							0/1						
Bench/Team																		
<b>Total</b>		19/34	55	1/1	11/16	2/2	5/14			0/1		17/22	2/8					37

Goalkeepers		Total Shots		INF Shots		SPS Shots		SPE Shots		DIG Shots		OSG Shots		ONP Shots		P6M Shots	
No	Name	S/S	%	S/S	%	S/S	%	S/S	%	S/S	%	S/S	%	S/S	%	S/S	%
1	JAYASIRIGE Rusiru Prabath Jayasiri																
2	GALHENA KANKANAMGE Sanjaya Kumara	4/29	13	1/3	33	2/17	11			1/8	12					0/1	0
9	RATHNAYAKA MUDIYANSELA N. P. K.	2/2	100							2/2	100						
<b>Total</b>		6/31	19	1/3	33	2/17	11			3/10	30					0/1	0

Teams Shots	Goals	Saves	Missed	Post	Total	%
Inflight Shots	1				1	100
Spin Shots	11	5			16	68
Specialist Shots	2				2	100
Direct Shots	5	8		1	14	35
Other Spectacular Shots						
One Point Shots						
Penalty Shots			1		1	
<b>Totals</b>	19	13	1	1	34	55

Number of Attacks : 34    Scoring Efficiency : 55%

Offence		Defence	
	2/8 Right		0/0 Left
0/1 P6m	17/22 Center	1/23 Center	0/1 P6m
	0/0 Left		2/5 Right

LEGEND							
%	Efficiency	1st	1st Suspension	2nd	2nd Suspension	C	Center Shots
DIG	Direct Shots	EX	Exclusions	G/S	Goals/Shots	INF	Inflight Shots
L	Left Shots	P6M	6 Meters Penalty Shots	R	Right Shots	RC	Red Card
MP	Matches Played	ONP	One Point Shots	OSG	Other Spectacular Shots	S/S	Saves/Shots
SPE	Specialist Shots	SPS	Spin Shots				



## Match Team Statistics

Thống kê đấu đồng đội

**SRI 1 - 2 VIE**

( 14-25, 17-16, 6-8 )

Game No: 13

Referees: TANJI Naser (SYR) / AYDI SYR Yehia (SYR)

### VIE - Vietnam

Players		Shots									Position			Penalties				PTS
No	Name	G/S	%	INF	SPS	SPE	DIG	OSG	ONP	P6M	L	C	R	1st	2nd	RC	EX	
1	DUONG XUAN Thanh																	
3	KIM XUAN Tien	3/6	50	0/1	2/3		1/2					2/3	1/1					5
4	HUYNH Ky																	
5	HOANG van Tien	1/2	50				1/2					1/2		1				2
6	NGUYEN van Tung																	
7	HUYNH NAM Tien	3/5	60		2/2		0/2			1/1		3/4						6
8	Ia van Lon	6/7	85	1/1	4/4		1/2					6/3						12
9	Ie van Binh	4/5	80	1/1	1/1		2/3					3/3	1/3					8
10	NGUYEN van Trong	7/10	70		5/7		2/3					6/7	1/1					14
11	NGUYEN VU Dung	1/1	100		1/1							1/1						2
	Bench/Team																	
<b>Total</b>		25/36	69	2/3	15/18		7/14			1/1		22/23	3/5	1				49

Goalkeepers		Total Shots		INF Shots		SPS Shots		SPE Shots		DIG Shots		OSG Shots		ONP Shots		P6M Shots	
No	Name	S/S	%	S/S	%	S/S	%	S/S	%	S/S	%	S/S	%	S/S	%	S/S	%
1	DUONG XUAN Thanh	13/32	40	0/1	0	5/16	31	0/2	0	8/13	61						
<b>Total</b>		13/32	40	0/1	0	5/16	31	0/2	0	8/13	61						

Teams Shots	Goals	Saves	Missed	Post	Total	%
Inflight Shots	2	1			3	66
Spin Shots	15	2		1	18	83
Specialist Shots						
Direct Shots	7	3	2	2	14	50
Other Spectacular Shots						
One Point Shots						
Penalty Shots	1				1	100
<b>Totals</b>	25	6	2	3	36	69

Number of Attacks : 36    Scoring Efficiency : 69%

Offence		Defence	
	3/5 <b>Right</b>		0/0 <b>Left</b>
1/1 <b>P6m</b>	22/23 <b>Center</b>	5/22 <b>Center</b>	1/1 <b>P6m</b>
	0/0 <b>Left</b>	6/8 <b>Right</b>	

### LEGEND

%	Efficiency	1st	1st Suspension	2nd	2nd Suspension	C	Center Shots
DIG	Direct Shots	EX	Exclusions	G/S	Goals/Shots	INF	Inflight Shots
L	Left Shots	P6M	6 Meters Penalty Shots	R	Right Shots	RC	Red Card
MP	Matches Played	ONP	One Point Shots	OSG	Other Spectacular Shots	S/S	Saves/Shots
SPE	Specialist Shots	SPS	Spin Shots				





## Match Team Statistics

Thống kê đấu đồng đội

**OMA 2 - 0 JPN**

**( 25-14, 26-7 )**

**Game No: 16**

**Referees:** MOHAMMED S H AL-HAIL Khalid (QAT) / AL-YAZEEDI Ali (QAT)

### OMA - Oman

Players		Shots										Position			Penalties				PTS
No	Name	G/S	%	INF	SPS	SPE	DIG	OSG	ONP	P6M	L	C	R	1st	2nd	RC	EX		
2	AL-HADIDI Ashraf Khamis Mohamed																		
3	AL-JABRI Hussain Ali Ayil																		
11	AL DUGHAIISHI Marwan Saaiyid Khamis	3/3	100			3/3						2/2	1/1					6	
17	AL HARTHI Yasir Said Sulaiman																		
18	AL SULEIMANI Mehdi Salim Mohammed													1		1			
20	AL HASANI Said Hamed Saud	9/10	90		8/9	1/1						7/8	2/2	1				17	
28	AL AZAN Azan Ali Said																		
33	AL TAMTAMI Nasr Khamis Halait	8/10	80		5/6	3/4					0/1	6/7	2/2					16	
77	AL-KASBI Usama Mohammed Said	1/2	50	0/1		1/1						0/1	1/1					2	
90	AL HASANI As'ad Said Rashid	5/9	55	0/1	0/2	5/6					1/1	4/3	0/1					10	
	Bench/Team																		
Total		26/34	76	0/2	13/17	13/15					1/2	19/21	6/7	2		1		51	

Goalkeepers		Total Shots		INF Shots		SPS Shots		SPE Shots		DIG Shots		OSG Shots		ONP Shots		P6M Shots	
No	Name	S/S	%	S/S	%	S/S	%	S/S	%	S/S	%	S/S	%	S/S	%	S/S	%
3	AL-JABRI Hussain Ali Ayil	9/20	45			2/6	33	5/12	41							2/2	100
28	AL AZAN Azan Ali Said																
<b>Total</b>		9/20	45			2/6	33	5/12	41							2/2	100

Teams Shots	Goals	Saves	Missed	Post	Total	%
Inflight Shots		1	1		2	
Spin Shots	13	1	2	1	17	76
Specialist Shots	13		2		15	86
Direct Shots						
Other Spectacular Shots						
One Point Shots						
Penalty Shots						
<b>Totals</b>	26	2	5	1	34	76

**Number of Attacks :** 34 **Scoring Efficiency :** 76%

Offence		Defence	
	6/7 <b>Right</b>		0/2 <b>Left</b>
0/0 <b>P6m</b>	19/21 <b>Center</b>	11/17 <b>Center</b>	2/2 <b>P6m</b>
	1/2 <b>Left</b>		4/7 <b>Right</b>

LEGEND							
%	Efficiency	1st	1st Suspension	2nd	2nd Suspension	C	Center Shots
DIG	Direct Shots	EX	Exclusions	G/S	Goals/Shots	INF	Inflight Shots
L	Left Shots	P6M	6 Meters Penalty Shots	R	Right Shots	RC	Red Card
MP	Matches Played	ONP	One Point Shots	OSG	Other Spectacular Shots	S/S	Saves/Shots
SPE	Specialist Shots	SPS	Spin Shots				



## Match Team Statistics

Thống kê đấu đồng đội

**OMA 2 - 0 JPN**

**( 25-14, 26-7 )**

**Game No: 16**

**Referees:** MOHAMMED S H AL-HAIL Khalid (QAT) / AL-YAZEEDI Ali (QAT)

### JPN - Japan

Players		Shots									Position			Penalties				PTS
No	Name	G/S	%	INF	SPS	SPE	DIG	OSG	ONP	P6M	L	C	R	1st	2nd	RC	EX	
1	NAKANO Yohei																	
2	TAKAHASHI Koji	1/4	25		1/3	0/1						0/3	1/1					1
3	TAKANO Katsuya																	
4	TAKARA Yuuki	3/8	37		1/1	2/6				0/1		1/6	2/2					6
5	TAGAI Motoki	2/2	100		1/1	1/1					1/1	1/1						4
6	HOSOKAWA Tomoaki	5/11	45		1/5	4/5				0/1	1/1	4/5	0/4					10
7	ODA Junya																	
8	OGATA Yuto	0/3	0		0/2	0/1						0/2						
9	OKUNO Akihiro																	
10	HANAMIYA Takumi																	
	Bench/Team																	
<b>Total</b>		11/28	39		4/12	7/14				0/2	2/2	6/17	3/7					21

Goalkeepers		Total Shots		INF Shots		SPS Shots		SPE Shots		DIG Shots		OSG Shots		ONP Shots		P6M Shots	
No	Name	S/S	%	S/S	%	S/S	%	S/S	%	S/S	%	S/S	%	S/S	%	S/S	%
9	OKUNO Akihiro	2/28	7	1/1	100	1/14	7	0/13	0								
<b>Total</b>		2/28	7	1/1	100	1/14	7	0/13	0								

Teams Shots	Goals	Saves	Missed	Post	Total	%
Inflight Shots						
Spin Shots	4	2	3	3	12	33
Specialist Shots	7	5	2		14	50
Direct Shots						
Other Spectacular Shots						
One Point Shots						
Penalty Shots		2			2	
<b>Totals</b>	11	9	5	3	28	39

**Number of Attacks :** 28    **Scoring Efficiency :** 39%

Offence		Defence	
	3/7 <b>Right</b>		1/2 <b>Left</b>
0/2 <b>P6m</b>	6/17 <b>Center</b>	2/21 <b>Center</b>	0/0 <b>P6m</b>
	2/2 <b>Left</b>		1/7 <b>Right</b>

### LEGEND

%	Efficiency	1st	1st Suspension	2nd	2nd Suspension	C	Center Shots
DIG	Direct Shots	EX	Exclusions	G/S	Goals/Shots	INF	Inflight Shots
L	Left Shots	P6M	6 Meters Penalty Shots	R	Right Shots	RC	Red Card
MP	Matches Played	ONP	One Point Shots	OSG	Other Spectacular Shots	S/S	Saves/Shots
SPE	Specialist Shots	SPS	Spin Shots				



## Match Team Statistics

Thống kê đấu đồng đội

JPN 2 - 0 SRI

( 18-16, 16-15 )

Game No: 18

Referees: MOHAMMED S H AL-HAIL Khalid (QAT) / AL-YAZEEDI Ali (QAT)

### JPN - Japan

Players		Shots									Position			Penalties				PTS
No	Name	G/S	%	INF	SPS	SPE	DIG	OSG	ONP	P6M	L	C	R	1st	2nd	RC	EX	
1	NAKANO Yohei	3/5	60		1/1	2/4					0/2	2/3	1/1					6
2	TAKAHASHI Koji	1/1	100			1/1					1/1							2
3	TAKANO Katsuya																	
4	TAKARA Yuuki	4/7	57		2/3	0/2				2/2	1/2	2/5	1/1					8
5	TAGAI Motoki	1/2	50							1/2	0/2	1/1						2
6	HOSOKAWA Tomoaki	4/7	57		1/4	2/2	1/1				2/4	2/3						8
7	ODA Junya													1				
8	OGATA Yuto	4/4	100			4/4					3/3	1/1						8
9	OKUNO Akihiro																	
10	HANAMIYA Takumi																	
	Bench/Team																	
Total		17/26	65		4/8	9/13	1/1			3/4	7/14	8/13	2/2	1				34

Goalkeepers		Total Shots		INF Shots		SPS Shots		SPE Shots		DIG Shots		OSG Shots		ONP Shots		P6M Shots	
No	Name	S/S	%	S/S	%	S/S	%	S/S	%	S/S	%	S/S	%	S/S	%	S/S	%
9	OKUNO Akihiro	3/20	15			1/15	6	2/2	100					0/1	0	0/2	0
Total		3/20	15			1/15	6	2/2	100					0/1	0	0/2	0

Teams Shots	Goals	Saves	Missed	Post	Total	%
Inflight Shots						
Spin Shots	4	2		2	8	50
Specialist Shots	9	4			13	69
Direct Shots	1				1	100
Other Spectacular Shots						
One Point Shots						
Penalty Shots	3	1			4	75
Totals	17	7		2	26	65

Number of Attacks : 26    Scoring Efficiency : 65%

Offence		Defence	
	2/2 Right		1/3 Left
3/4 P6m	8/13 Center	1/15 Center	0/2 P6m
	7/14 Left		1/2 Right

LEGEND							
%	Efficiency	1st	1st Suspension	2nd	2nd Suspension	C	Center Shots
DIG	Direct Shots	EX	Exclusions	G/S	Goals/Shots	INF	Inflight Shots
L	Left Shots	P6M	6 Meters Penalty Shots	R	Right Shots	RC	Red Card
MP	Matches Played	ONP	One Point Shots	OSG	Other Spectacular Shots	S/S	Saves/Shots
SPE	Specialist Shots	SPS	Spin Shots				



## Match Team Statistics

Thống kê đấu đồng đội

**JPN 2 - 0 SRI**

**( 18-16, 16-15 )**

**Game No: 18**

**Referees:** MOHAMMED S H AL-HAIL Khalid (QAT) / AL-YAZEEDI Ali (QAT)

### SRI - Sri Lanka

Players		Shots									Position			Penalties				PTS
No	Name	G/S	%	INF	SPS	SPE	DIG	OSG	ONP	P6M	L	C	R	1st	2nd	RC	EX	
1	JAYASIRIGE Rusiru Prabath Jayasiri																	
2	GALHENA KANKANAMGE Sanjaya Kumara	2/3	66		2/2	0/1					0/1	1/1	1/1					4
3	WEERAKKODI Harsha Prasad de Silva	4/5	80		4/4	0/1						4/4	0/1			1		7
4	KOSWATHTHA MUHANDIRAM RAL S. S. B.	7/7	100		4/4				1/1	2/2	2/2	5/5		1				12
5	HEWA MALAWIGE Milan Madushan																	
6	AGAMPODI Chanaru Madushanka																	
8	HETTIGODAGE Anil Dasantha Hettigoda	1/1	100		1/1							1/1						2
9	RATHNAYAKA MUDIYANSELAGE N. P. K.																	
10	THILAKARATHNA MUDIYANSELA P. K. T.																	
12	DRABATH Madushanka	3/4	75		3/4							3/4		1				6
	Bench/Team																	
<b>Total</b>		17/20	85		14/15	0/2			1/1	2/2	2/3	14/15	1/2	2		1		31

Goalkeepers		Total Shots		INF Shots		SPS Shots		SPE Shots		DIG Shots		OSG Shots		ONP Shots		P6M Shots	
No	Name	S/S	%	S/S	%	S/S	%	S/S	%	S/S	%	S/S	%	S/S	%	S/S	%
1	JAYASIRIGE Rusiru Prabath Jayasiri	0/1	0			0/1	0										
2	GALHENA KANKANAMGE Sanjaya Kumara	7/23	30			2/5	40	4/13	30	0/1	0					1/4	25
9	RATHNAYAKA MUDIYANSELAGE N. P. K.																
<b>Total</b>		7/24	29			2/6	33	4/13	30	0/1	0					1/4	25

Teams Shots	Goals	Saves	Missed	Post	Total	%
Inflight Shots						
Spin Shots	14	1			15	93
Specialist Shots		2			2	
Direct Shots						
Other Spectacular Shots						
One Point Shots	1				1	100
Penalty Shots	2				2	100
<b>Totals</b>	17	3			20	85

**Number of Attacks :** 20    **Scoring Efficiency :** 85%

Offence		Defence	
	1/2 Right		7/14 Left
2/2 P6m	14/15 Center		5/13 Center
	2/3 Left		0/2 Right
			1/4 P6m

LEGEND							
%	Efficiency	1st	1st Suspension	2nd	2nd Suspension	C	Center Shots
DIG	Direct Shots	EX	Exclusions	G/S	Goals/Shots	INF	Inflight Shots
L	Left Shots	P6M	6 Meters Penalty Shots	R	Right Shots	RC	Red Card
MP	Matches Played	ONP	One Point Shots	OSG	Other Spectacular Shots	S/S	Saves/Shots
SPE	Specialist Shots	SPS	Spin Shots				



## Match Team Statistics

Thống kê đấu đồng đội

**AFG 0 - 2 OMA**

**( 10-26, 9-34 )**

**Game No: 19**

**Referees:** HONGJUN Cao (CHN) / JIAN Xu (CHN)

### AFG - Afghanistan

Players		Shots									Position			Penalties				PTS
No	Name	G/S	%	INF	SPS	SPE	DIG	OSG	ONP	P6M	L	C	R	1st	2nd	RC	EX	
1	SALIMI Mohd Bashir																	
2	RASOULI Fardin	2/7	28		0/2	1/4				1/1	1/1	1/4		1				4
3	BAHAR Mirwais	5/7	71		4/5	1/2						4/2	1/1					10
4	AFZALI Mohd Bashir	0/3	0		0/3							0/3	0/1					
5	NABIZADA Esmatullah	1/2	50		0/1				1/1			1/2						1
6	AHMADI Habibullah	2/4	50		1/3				1/1			2/4	0/1					2
7	AKBARY Mohammad Zamir	2/2	100		1/1				1/1			2/2		1				2
	Bench/Team																	
<b>Total</b>		12/25	48		6/15	2/6			3/3	1/1	1/1	10/17	1/3	2				19

Goalkeepers		Total Shots		INF Shots		SPS Shots		SPE Shots		DIG Shots		OSG Shots		ONP Shots		P6M Shots	
No	Name	S/S	%	S/S	%	S/S	%	S/S	%	S/S	%	S/S	%	S/S	%	S/S	%
2	RASOULI Fardin	5/35	14			3/20	15	2/13	15							0/2	0
<b>Total</b>		5/35	14			3/20	15	2/13	15							0/2	0

Teams Shots	Goals	Saves	Missed	Post	Total	%
Inflight Shots						
Spin Shots	6	5	4		15	40
Specialist Shots	2	4			6	33
Direct Shots						
Other Spectacular Shots						
One Point Shots	3				3	100
Penalty Shots	1				1	100
<b>Totals</b>	12	9	4		25	48

**Number of Attacks :** 25    **Scoring Efficiency :** 48%

Offence		Defence	
	1/3 Right		0/0 Left
1/1 P6m	10/17 Center	5/32 Center	0/2 P6m
	1/1 Left		0/3 Right

LEGEND							
%	Efficiency	1st	1st Suspension	2nd	2nd Suspension	C	Center Shots
DIG	Direct Shots	EX	Exclusions	G/S	Goals/Shots	INF	Inflight Shots
L	Left Shots	P6M	6 Meters Penalty Shots	R	Right Shots	RC	Red Card
MP	Matches Played	ONP	One Point Shots	OSG	Other Spectacular Shots	S/S	Saves/Shots
SPE	Specialist Shots	SPS	Spin Shots				



## Match Team Statistics

Thống kê đấu đồng đội

**AFG 0 - 2 OMA**

( 10-26, 9-34 )

Game No: 19

Referees: HONGJUN Cao (CHN) / JIAN Xu (CHN)

### OMA - Oman

Players		Shots										Position			Penalties				PTS
No	Name	G/S	%	INF	SPS	SPE	DIG	OSG	ONP	P6M		L	C	R	1st	2nd	RC	EX	
2	AL-HADIDI Ashraf Khamis Mohamed	4/5	80		3/4	1/1							4/5						8
3	AL-JABRI Hussain Ali Ayil	1/2	50			1/2							1/2						2
11	AL DUGHAIISHI Marwan Saaiyid Khamis	3/3	100		1/1	2/2							2/2	1/1					6
17	AL HARTHI Yasir Said Sulaiman	1/2	50		1/2								1/2						2
18	AL SULEIMANI Mehdi Salim Mohammed																		
20	AL HASANI Said Hamed Saud	5/5	100		4/4	1/1							5/5						10
28	AL AZAN Azan Ali Said	3/3	100			3/3							3/3						6
33	AL TAMTAMI Nasr Khamis Halait	7/8	87		5/6	2/2							6/7	1/1					14
77	AL-KASBI Usama Mohammed Said	5/5	100		2/2	1/1				2/2			4/4	1/1					10
90	AL HASANI As'ad Said Rashid	1/2	50		1/1	0/1							1/2						2
	Bench/Team																		
<b>Total</b>		30/35	85		17/20	11/13				2/2			27/32	3/3					60

Goalkeepers		Total Shots		INF Shots		SPS Shots		SPE Shots		DIG Shots		OSG Shots		ONP Shots		P6M Shots	
No	Name	S/S	%	S/S	%	S/S	%	S/S	%	S/S	%	S/S	%	S/S	%	S/S	%
3	AL-JABRI Hussain Ali Ayil	8/18	44			5/10	50	3/4	75					0/3	0	0/1	0
28	AL AZAN Azan Ali Said	1/3	33			0/1	0	1/2	50								
<b>Total</b>		9/21	42			5/11	45	4/6	66					0/3	0	0/1	0

Teams Shots	Goals	Saves	Missed	Post	Total	%
Inflight Shots						
Spin Shots	17	3			20	85
Specialist Shots	11	2			13	84
Direct Shots						
Other Spectacular Shots						
One Point Shots						
Penalty Shots	2				2	100
<b>Totals</b>	30	5			35	85

Number of Attacks : 35    Scoring Efficiency : 85%

Offence		Defence	
	3/3 Right		0/1 Left
2/2 P6m	27/32 Center	7/17 Center	0/1 P6m
	0/0 Left		2/3 Right

LEGEND							
%	Efficiency	1st	1st Suspension	2nd	2nd Suspension	C	Center Shots
DIG	Direct Shots	EX	Exclusions	G/S	Goals/Shots	INF	Inflight Shots
L	Left Shots	P6M	6 Meters Penalty Shots	R	Right Shots	RC	Red Card
MP	Matches Played	ONP	One Point Shots	OSG	Other Spectacular Shots	S/S	Saves/Shots
SPE	Specialist Shots	SPS	Spin Shots				



## Match Team Statistics

Thống kê đấu đồng đội

**VIE 2 - 0 HKG**

**( 21-13, 22-20 )**

**Game No: 25**

**Referees:** GHULOOM BAQER Fadhil Ahmed (UAE) / SALEM HASSAN MOHAMMAD Ismail (UAE)

### VIE - Vietnam

Players		Shots									Position			Penalties				PTS
No	Name	G/S	%	INF	SPS	SPE	DIG	OSG	ONP	P6M	L	C	R	1st	2nd	RC	EX	
1	DUONG XUAN Thanh																	
3	KIM XUAN Tien	3/5	60		3/5						2/3	1/1	0/2					3
4	HUYNH Ky																	
5	HOANG van Tien	3/3	100	2/2			1/1					3/3						6
6	NGUYEN van Tung																	
7	HUYNH NAM Tien	5/5	100	1/1	2/2			1/1		1/1	1/1	3/3	1/1	1				9
8	Ia van Lon	7/7	100	1/1	6/6						4/4	2/2	1/1					13
9	Ie van Binh	5/8	62	4/5	1/2		0/1				1/2	4/3						10
10	NGUYEN van Trong	2/2	100		2/2						1/1	1/1						4
11	NGUYEN VU Dung																	
	Bench/Team																	
<b>Total</b>		25/30	83	8/9	14/17		1/2	1/1		1/1	9/11	14/13	2/4	1				45

Goalkeepers		Total Shots		INF Shots		SPS Shots		SPE Shots		DIG Shots		OSG Shots		ONP Shots		P6M Shots	
No	Name	S/S	%	S/S	%	S/S	%	S/S	%	S/S	%	S/S	%	S/S	%	S/S	%
1	DUONG XUAN Thanh	7/25	28	1/6	16	5/14	35			0/1	0	1/1	100	0/1	0	0/2	0
<b>Total</b>		7/25	28	1/6	16	5/14	35			0/1	0	1/1	100	0/1	0	0/2	0

Teams Shots	Goals	Saves	Missed	Post	Total	%
Inflight Shots	8		1		9	88
Spin Shots	14	1		2	17	82
Specialist Shots						
Direct Shots	1	1			2	50
Other Spectacular Shots	1				1	100
One Point Shots						
Penalty Shots	1				1	100
<b>Totals</b>	25	2	1	2	30	83

**Number of Attacks :** 30 **Scoring Efficiency :** 83%

Offence		Defence	
	2/4 <b>Right</b>		4/12 <b>Left</b>
1/1 <b>P6m</b>	14/13 <b>Center</b>	3/11 <b>Center</b>	0/2 <b>P6m</b>
	9/11 <b>Left</b>		0/2 <b>Right</b>

LEGEND							
%	Efficiency	1st	1st Suspension	2nd	2nd Suspension	C	Center Shots
DIG	Direct Shots	EX	Exclusions	G/S	Goals/Shots	INF	Inflight Shots
L	Left Shots	P6M	6 Meters Penalty Shots	R	Right Shots	RC	Red Card
MP	Matches Played	ONP	One Point Shots	OSG	Other Spectacular Shots	S/S	Saves/Shots
SPE	Specialist Shots	SPS	Spin Shots				





## Match Team Statistics

Thống kê đấu đồng đội

VIE 2 - 0 HKG

( 21-13, 22-20 )

Game No: 25

Referees: GHULOOM BAQER Fadhil Ahmed (UAE) / SALEM HASSAN MOHAMMAD Ismail (UAE)

### HKG - Hong Kong, China

Players		Shots									Position			Penalties				PTS
No	Name	G/S	%	INF	SPS	SPE	DIG	OSG	ONP	P6M	L	C	R	1st	2nd	RC	EX	
1	CHAN Chun Ho	2/2	100							2/2		2/2						4
4	LEUNG Chun Yin														1			
7	YU Ping San	2/2	100		2/2						2/2			1				4
9	YEUNG Kong Kiu																	
12	LEUNG Huen Ming	2/2	100		2/2							1/1	1/1					4
14	YIU Tai Wai	2/4	50	1/1	1/3						2/4							4
16	NG Yin Pak																	
29	LIN Ming Fai	3/7	42	0/1	1/4		1/1		1/1		1/2	1/4	1/1	1				5
33	YUEN Hei Yin	3/5	60	1/1	2/3			0/1			2/3	1/1						6
40	IP Kwun Hung Eddy	4/4	100	3/3	1/1						1/1	3/3						8
	Bench/Team																	
Total		18/26	69	5/6	9/15		1/1	0/1	1/1	2/2	8/12	8/11	2/2	2	1			35

Goalkeepers		Total Shots		INF Shots		SPS Shots		SPE Shots		DIG Shots		OSG Shots		ONP Shots		P6M Shots	
No	Name	S/S	%	S/S	%	S/S	%	S/S	%	S/S	%	S/S	%	S/S	%	S/S	%
4	LEUNG Chun Yin	2/20	10	0/3	0	1/15	6			1/2	50						
16	NG Yin Pak	0/7	0	0/5	0							0/1	0			0/1	0
Total		2/27	7	0/8	0	1/15	6			1/2	50	0/1	0			0/1	0

Teams Shots	Goals	Saves	Missed	Post	Total	%
Inflight Shots	5	1			6	83
Spin Shots	9	5	1		15	60
Specialist Shots						
Direct Shots	1				1	100
Other Spectacular Shots		1			1	
One Point Shots	1				1	100
Penalty Shots	2				2	100
Totals	18	7	1		26	69

Number of Attacks : 26    Scoring Efficiency : 69%

Offence		Defence	
	2/2 Right		2/11 Left
2/2 P6m	8/11 Center	-1/13 Center	0/1 P6m
	8/12 Left		2/4 Right

LEGEND							
%	Efficiency	1st	1st Suspension	2nd	2nd Suspension	C	Center Shots
DIG	Direct Shots	EX	Exclusions	G/S	Goals/Shots	INF	Inflight Shots
L	Left Shots	P6M	6 Meters Penalty Shots	R	Right Shots	RC	Red Card
MP	Matches Played	ONP	One Point Shots	OSG	Other Spectacular Shots	S/S	Saves/Shots
SPE	Specialist Shots	SPS	Spin Shots				



## Match Team Statistics

Thống kê đấu đồng đội

**HKG 0 - 2 OMA**

( 11-22, 7-25 )

Game No: 27

Referees: SAJEDI Abdollah (IRI) / MAHMOUDI Ahmadreza (IRI)

### HKG - Hong Kong, China

Players		Shots									Position			Penalties				PTS
No	Name	G/S	%	INF	SPS	SPE	DIG	OSG	ONP	P6M	L	C	R	1st	2nd	RC	EX	
1	CHAN Chun Ho													1				
4	LEUNG Chun Yin	3/5	60		2/4				1/1		2/2	1/4						5
7	YU Ping San	1/1	100		1/1							1/1						2
9	YEUNG Kong Kiu																	
12	LEUNG Huen Ming	1/1	100						1/1			1/1						1
14	YIU Tai Wai	3/3	100		3/3						3/3							6
16	NG Yin Pak																	
29	LIN Ming Fai	1/2	50		1/1	0/1					1/1	0/1						2
33	YUEN Hei Yin																	
40	IP Kwun Hung Eddy	1/3	33		0/2	1/1					1/3	0/1						2
	Bench/Team																	
Total		10/15	66		7/11	1/2			2/2		7/9	3/8		1				18

Goalkeepers		Total Shots		INF Shots		SPS Shots		SPE Shots		DIG Shots		OSG Shots		ONP Shots		P6M Shots	
No	Name	S/S	%	S/S	%	S/S	%	S/S	%	S/S	%	S/S	%	S/S	%	S/S	%
4	LEUNG Chun Yin	1/25	4			1/15	6	0/8	0					0/1	0	0/1	0
16	NG Yin Pak																
<b>Total</b>		1/25	4			1/15	6	0/8	0					0/1	0	0/1	0

Teams Shots	Goals	Saves	Missed	Post	Total	%
Inflight Shots						
Spin Shots	7	3	1		11	63
Specialist Shots	1	1			2	50
Direct Shots						
Other Spectacular Shots						
One Point Shots	2				2	100
Penalty Shots						
<b>Totals</b>	10	4	1		15	66

Number of Attacks : 15    Scoring Efficiency : 66%

Offence		Defence	
	0/0 <b>Right</b>		1/12 <b>Left</b>
0/0 <b>P6m</b>	3/8 <b>Center</b>	4/15 <b>Center</b>	0/1 <b>P6m</b>
	7/9 <b>Left</b>		0/2 <b>Right</b>

LEGEND							
%	Efficiency	1st	1st Suspension	2nd	2nd Suspension	C	Center Shots
DIG	Direct Shots	EX	Exclusions	G/S	Goals/Shots	INF	Inflight Shots
L	Left Shots	P6M	6 Meters Penalty Shots	R	Right Shots	RC	Red Card
MP	Matches Played	ONP	One Point Shots	OSG	Other Spectacular Shots	S/S	Saves/Shots
SPE	Specialist Shots	SPS	Spin Shots				



## Match Team Statistics

Thống kê đấu đồng đội

**HKG 0 - 2 OMA**

( 11-22, 7-25 )

Game No: 27

Referees: SAJEDI Abdollah (IRI) / MAHMOUDI Ahmadreza (IRI)

### OMA - Oman

Players		Shots									Position			Penalties				PTS
No	Name	G/S	%	INF	SPS	SPE	DIG	OSG	ONP	P6M	L	C	R	1st	2nd	RC	EX	
2	AL-HADIDI Ashraf Khamis Mohamed	1/1	100		1/1							1/1						2
3	AL-JABRI Hussain Ali Ayil	2/2	100			2/2					1/1	1/1						4
11	AL DUGHAIISHI Marwan Saaiyid Khamis	2/2	100		1/1				1/1			1/1	1/1					3
17	AL HARTHI Yasir Said Sulaiman	1/1	100		1/1							1/1						2
18	AL SULEIMANI Mehdi Salim Mohammed																	
20	AL HASANI Said Hamed Saud	2/2	100		2/2						1/1		1/1					4
28	AL AZAN Azan Ali Said																	
33	AL TAMTAMI Nasr Khamis Halait	4/7	57	0/1	4/6						3/4	1/5						8
77	AL-KASBI Usama Mohammed Said	1/1	100							1/1		1/1						2
90	AL HASANI As'ad Said Rashid	11/11	100		5/5	6/6					6/6	5/5						22
	Bench/Team																	
<b>Total</b>		24/27	88	0/1	14/16	8/8			1/1	1/1	11/12	11/15	2/2					47

Goalkeepers		Total Shots		INF Shots		SPS Shots		SPE Shots		DIG Shots		OSG Shots		ONP Shots		P6M Shots	
No	Name	S/S	%	S/S	%	S/S	%	S/S	%	S/S	%	S/S	%	S/S	%	S/S	%
3	AL-JABRI Hussain Ali Ayil	4/14	28			3/10	30	1/2	50					0/2	0		
28	AL AZAN Azan Ali Said																
<b>Total</b>		4/14	28			3/10	30	1/2	50					0/2	0		

Teams Shots	Goals	Saves	Missed	Post	Total	%
Inflight Shots			1		1	
Spin Shots	14	1	1		16	87
Specialist Shots	8				8	100
Direct Shots						
Other Spectacular Shots						
One Point Shots	1				1	100
Penalty Shots	1				1	100
<b>Totals</b>	24	1	2		27	88

Number of Attacks : 27    Scoring Efficiency : 88%

Offence		Defence	
	2/2 Right		2/9 Left
1/1 P6m	11/15 Center	5/8 Center	0/0 P6m
	11/12 Left		0/0 Right

LEGEND							
%	Efficiency	1st	1st Suspension	2nd	2nd Suspension	C	Center Shots
DIG	Direct Shots	EX	Exclusions	G/S	Goals/Shots	INF	Inflight Shots
L	Left Shots	P6M	6 Meters Penalty Shots	R	Right Shots	RC	Red Card
MP	Matches Played	ONP	One Point Shots	OSG	Other Spectacular Shots	S/S	Saves/Shots
SPE	Specialist Shots	SPS	Spin Shots				



## Match Team Statistics

Thống kê đấu đồng đội

**SRI 2 - 0 AFG**

( 20-19, 17-11 )

Game No: 29

Referees: KHLANGDIT Kitisak (THA) / BANDITPIBOON Sompop (THA)

### SRI - Sri Lanka

Players		Shots									Position			Penalties				PTS
No	Name	G/S	%	INF	SPS	SPE	DIG	OSG	ONP	P6M	L	C	R	1st	2nd	RC	EX	
1	JAYASIRIGE Rusiru Prabath Jayasiri																	
2	GALHENA KANKANAMGE Sanjaya Kumara	3/5	60		3/5							3/5						5
4	KOSWATHTHA MUHANDIRAM RAL S. S. B.	7/8	87		7/8							5/6	2/2				1	14
5	HEWA MALAWIGE Milan Madushan																	
6	AGAMPODI Chanaru Madushanka													1				
8	HETTIGODAGE Anil Dasantha Hettigoda	2/2	100		2/2						1/1	1/1						3
9	RATHNAYAKA MUDIYANSELAGE N. P. K.	4/5	80	1/1	3/4							4/5						8
10	THILAKARATHNA MUDIYANSELA P. K. T.																	
12	DRABATH Madushanka	4/4	100		4/4							4/4						7
	Bench/Team																	
<b>Total</b>		20/24	83	1/1	19/23						1/1	17/21	2/2	1			1	37

Goalkeepers		Total Shots		INF Shots		SPS Shots		SPE Shots		DIG Shots		OSG Shots		ONP Shots		P6M Shots	
No	Name	S/S	%	S/S	%	S/S	%	S/S	%	S/S	%	S/S	%	S/S	%	S/S	%
1	JAYASIRIGE Rusiru Prabath Jayasiri	1/7	14			1/6	16	0/1	0								
2	GALHENA KANKANAMGE Sanjaya Kumara	3/12	25			3/12	25										
9	RATHNAYAKA MUDIYANSELAGE N. P. K.	2/5	40			1/3	33	1/1	100					0/1	0		
<b>Total</b>		6/24	25			5/21	23	1/2	50					0/1	0		

Teams Shots	Goals	Saves	Missed	Post	Total	%
Inflight Shots	1				1	100
Spin Shots	19	4			23	82
Specialist Shots						
Direct Shots						
Other Spectacular Shots						
One Point Shots						
Penalty Shots						
<b>Totals</b>	20	4			24	83

Number of Attacks : 24    Scoring Efficiency : 83%

Offence		Defence	
	2/2 Right		0/2 Left
0/0 P6m	17/21 Center	4/18 Center	0/0 P6m
	1/1 Left		0/2 Right

LEGEND							
%	Efficiency	1st	1st Suspension	2nd	2nd Suspension	C	Center Shots
DIG	Direct Shots	EX	Exclusions	G/S	Goals/Shots	INF	Inflight Shots
L	Left Shots	P6M	6 Meters Penalty Shots	R	Right Shots	RC	Red Card
MP	Matches Played	ONP	One Point Shots	OSG	Other Spectacular Shots	S/S	Saves/Shots
SPE	Specialist Shots	SPS	Spin Shots				



## Match Team Statistics

Thống kê đấu đồng đội

**SRI 2 - 0 AFG**

( 20-19, 17-11 )

Game No: 29

Referees: KHLANGDIT Kitisak (THA) / BANDITPIBOON Sompop (THA)

### AFG - Afghanistan

Players		Shots									Position			Penalties				PTS
No	Name	G/S	%	INF	SPS	SPE	DIG	OSG	ONP	P6M	L	C	R	1st	2nd	RC	EX	
1	SALIMI Mohd Bashir	1/1	100			1/1						1/1						2
2	RASOULI Fardin	3/3	100		3/3							3/3						4
3	BAHAR Mirwais	6/7	85		6/7						1/1	4/5	1/1					12
4	AFZALI Mohd Bashir	1/1	100		1/1						1/1							1
5	NABIZADA Esmatullah	4/8	50		4/8							4/8		1				7
6	AHMADI Habibullah	3/6	50		2/4	0/1			1/1			2/1	1/1	1				4
7	AKBARY Mohammad Zamir																	
	Bench/Team																	
<b>Total</b>		18/26	69		16/23	1/2			1/1		2/2	14/18	2/2	2				30

Goalkeepers		Total Shots		INF Shots		SPS Shots		SPE Shots		DIG Shots		OSG Shots		ONP Shots		P6M Shots	
No	Name	S/S	%	S/S	%	S/S	%	S/S	%	S/S	%	S/S	%	S/S	%	S/S	%
2	RASOULI Fardin	4/24	16	0/1	0	4/23	17										
<b>Total</b>		4/24	16	0/1	0	4/23	17										

Teams Shots	Goals	Saves	Missed	Post	Total	%
Inflight Shots						
Spin Shots	16	5	2		23	69
Specialist Shots	1	1			2	50
Direct Shots						
Other Spectacular Shots						
One Point Shots	1				1	100
Penalty Shots						
<b>Totals</b>	18	6	2		26	69

Number of Attacks : 26      Scoring Efficiency : 69%

Offence		Defence	
0/0 P6m	2/2 Right	0/1 Left	0/0 P6m
	14/18 Center		
	2/2 Left		
		4/21 Center	
		0/2 Right	

LEGEND							
%	Efficiency	1st	1st Suspension	2nd	2nd Suspension	C	Center Shots
DIG	Direct Shots	EX	Exclusions	G/S	Goals/Shots	INF	Inflight Shots
L	Left Shots	P6M	6 Meters Penalty Shots	R	Right Shots	RC	Red Card
MP	Matches Played	ONP	One Point Shots	OSG	Other Spectacular Shots	S/S	Saves/Shots
SPE	Specialist Shots	SPS	Spin Shots				



## Match Team Statistics

Thống kê đấu đồng đội

JPN 2 - 1 VIE

( 18-19, 25-22, 7-6 )

Game No: 33

Referees: MOHAMMED S H AL-HAIL Khalid (QAT) / AL-YAZEEDI Ali (QAT)

### JPN - Japan

Players		Shots									Position			Penalties				PTS
No	Name	G/S	%	INF	SPS	SPE	DIG	OSG	ONP	P6M	L	C	R	1st	2nd	RC	EX	
1	NAKANO Yohei	3/3	100		1/1		2/2				1/1	1/1	1/1					6
2	TAKAHASHI Koji	3/3	100		2/2					1/1	1/1	2/2						5
3	TAKANO Katsuya													1				
4	TAKARA Yuuki	10/17	58	1/4	6/9			0/1		3/3	4/8	5/10	1/1					20
5	TAGAI Motoki	1/2	50	0/1						1/1		1/2						1
6	HOSOKAWA Tomoaki	5/11	45	2/2	2/8					1/1		2/2	3/9					10
7	ODA Junya																	
8	OGATA Yuto	3/4	75	2/3			1/1					3/3						6
9	OKUNO Akihiro	1/1	100		1/1							1/1						2
10	HANAMIYA Takumi																	
	Bench/Team																	
Total		26/41	63	5/10	12/21		3/3	0/1		6/6	6/10	15/21	5/11	1				50

Goalkeepers		Total Shots		INF Shots		SPS Shots		SPE Shots		DIG Shots		OSG Shots		ONP Shots		P6M Shots	
No	Name	S/S	%	S/S	%	S/S	%	S/S	%	S/S	%	S/S	%	S/S	%	S/S	%
9	OKUNO Akihiro	10/34	29	1/9	11	2/11	18	1/1	100	2/3	66	2/5	40			2/5	40
Total		10/34	29	1/9	11	2/11	18	1/1	100	2/3	66	2/5	40			2/5	40

Teams Shots	Goals	Saves	Missed	Post	Total	%
Inflight Shots	5	3	2		10	50
Spin Shots	12	9			21	57
Specialist Shots						
Direct Shots	3				3	100
Other Spectacular Shots		1			1	
One Point Shots						
Penalty Shots	6				6	100
Totals	26	13	2		41	63

Number of Attacks : 41    Scoring Efficiency : 63%

Offence		Defence	
	5/11 Right		0/4 Left
6/6 P6m	15/21 Center	-1/15 Center	2/6 P6m
	6/10 Left	-1/4 Right	

LEGEND							
%	Efficiency	1st	1st Suspension	2nd	2nd Suspension	C	Center Shots
DIG	Direct Shots	EX	Exclusions	G/S	Goals/Shots	INF	Inflight Shots
L	Left Shots	P6M	6 Meters Penalty Shots	R	Right Shots	RC	Red Card
MP	Matches Played	ONP	One Point Shots	OSG	Other Spectacular Shots	S/S	Saves/Shots
SPE	Specialist Shots	SPS	Spin Shots				



## Match Team Statistics

Thống kê đấu đồng đội

**JPN 2 - 1 VIE**

( 18-19, 25-22, 7-6 )

Game No: 33

Referees: MOHAMMED S H AL-HAIL Khalid (QAT) / AL-YAZEEDI Ali (QAT)

### VIE - Vietnam

Players		Shots									Position			Penalties				PTS
No	Name	G/S	%	INF	SPS	SPE	DIG	OSG	ONP	P6M	L	C	R	1st	2nd	RC	EX	
1	DUONG XUAN Thanh																	
3	KIM XUAN Tien	3/6	50	0/1	2/3		0/1			1/1		1/1	2/1	1				6
4	HUYNH Ky																	
5	HOANG van Tien	4/6	66	4/4			0/2					4/2						8
6	NGUYEN van Tung																	
7	HUYNH NAM Tien	5/8	62	1/1	2/3			1/1		1/3		5/3						10
8	Ia van Lon	2/4	50		1/1			0/2		1/1		1/3	1/1					4
9	Ie van Binh	3/3	100	1/1	1/1		1/1					3/3						6
10	NGUYEN van Trong	7/9	77	2/2	3/4	0/1		2/2			4/4	1/2	2/2	1				11
11	NGUYEN VU Dung	1/1	100							1/1		1/1						2
	Bench/Team																	
<b>Total</b>		25/37	67	8/9	9/12	0/1	1/4	3/5		4/6	4/4	16/15	5/4	2				47

Goalkeepers		Total Shots		INF Shots		SPS Shots		SPE Shots		DIG Shots		OSG Shots		ONP Shots		P6M Shots	
No	Name	S/S	%	S/S	%	S/S	%	S/S	%	S/S	%	S/S	%	S/S	%	S/S	%
1	DUONG XUAN Thanh	13/39	33	3/8	37	9/21	42			0/3	0	1/1	100			0/6	0
<b>Total</b>		13/39	33	3/8	37	9/21	42			0/3	0	1/1	100			0/6	0

Teams Shots	Goals	Saves	Missed	Post	Total	%
Inflight Shots	8	1			9	88
Spin Shots	9	2	1		12	75
Specialist Shots		1			1	
Direct Shots	1	2		1	4	25
Other Spectacular Shots	3	2			5	60
One Point Shots						
Penalty Shots	4	2			6	66
<b>Totals</b>	25	10	1	1	37	67

Number of Attacks : 37    Scoring Efficiency : 67%

Offence		Defence	
	5/4 Right		4/10 Left
4/6 P6m	16/15 Center	6/21 Center	0/6 P6m
	4/4 Left	6/11 Right	

LEGEND							
%	Efficiency	1st	1st Suspension	2nd	2nd Suspension	C	Center Shots
DIG	Direct Shots	EX	Exclusions	G/S	Goals/Shots	INF	Inflight Shots
L	Left Shots	P6M	6 Meters Penalty Shots	R	Right Shots	RC	Red Card
MP	Matches Played	ONP	One Point Shots	OSG	Other Spectacular Shots	S/S	Saves/Shots
SPE	Specialist Shots	SPS	Spin Shots				





## Match Team Statistics

Thống kê đấu đồng đội

**AFG 0 - 2 JPN**

( 19-24, 17-20 )

Game No: 34

Referees: TANJI Naser (SYR) / AYDI SYR Yehia (SYR)

### AFG - Afghanistan

Players		Shots									Position			Penalties				PTS
No	Name	G/S	%	INF	SPS	SPE	DIG	OSG	ONP	P6M	L	C	R	1st	2nd	RC	EX	
1	SALIMI Mohd Bashir																	
2	RASOULI Fardin	1/1	100		1/1							1/1						1
3	BAHAR Mirwais	4/5	80		4/5						2/5	2/2						8
4	AFZALI Mohd Bashir	1/1	100		1/1						1/1			1	1			1
5	NABIZADA Esmatullah	12/13	92		12/13						8/8	4/7						21
6	AHMADI Habibullah	3/6	50		3/6						2/4	1/6						5
7	AKBARY Mohammad Zamir																	
	Bench/Team																	
<b>Total</b>		21/26	80		21/26						13/18	8/16		1	1			36

Goalkeepers		Total Shots		INF Shots		SPS Shots		SPE Shots		DIG Shots		OSG Shots		ONP Shots		P6M Shots	
No	Name	S/S	%	S/S	%	S/S	%	S/S	%	S/S	%	S/S	%	S/S	%	S/S	%
2	RASOULI Fardin	1/11	9			1/10	10	0/1	0							0/1	0
<b>Total</b>		1/11	9			1/10	10	0/1	0							0/1	0

Teams Shots	Goals	Saves	Missed	Post	Total	%
Inflight Shots						
Spin Shots	21	3	2		26	80
Specialist Shots						
Direct Shots						
Other Spectacular Shots						
One Point Shots						
Penalty Shots						
<b>Totals</b>	21	3	2		26	80

Number of Attacks : 26    Scoring Efficiency : 80%

Offence		Defence	
0/0 P6m	0/0 Right	18/25 Left	0/1 P6m
	8/16 Center	10/20 Center	
	13/18 Left	3/8 Right	

### LEGEND

%	Efficiency	1st	1st Suspension	2nd	2nd Suspension	C	Center Shots
DIG	Direct Shots	EX	Exclusions	G/S	Goals/Shots	INF	Inflight Shots
L	Left Shots	P6M	6 Meters Penalty Shots	R	Right Shots	RC	Red Card
MP	Matches Played	ONP	One Point Shots	OSG	Other Spectacular Shots	S/S	Saves/Shots
SPE	Specialist Shots	SPS	Spin Shots				



## Match Team Statistics

Thống kê đấu đồng đội

**AFG 0 - 2 JPN**

( 19-24, 17-20 )

Game No: 34

Referees: TANJI Naser (SYR) / AYDI SYR Yehia (SYR)

### JPN - Japan

Players		Shots									Position			Penalties				PTS
No	Name	G/S	%	INF	SPS	SPE	DIG	OSG	ONP	P6M	L	C	R	1st	2nd	RC	EX	
1	NAKANO Yohei	2/3	66		1/2	1/1					1/1	1/2						4
2	TAKAHASHI Koji	2/3	66		2/3						2/2	0/1						4
3	TAKANO Katsuya																	
4	TAKARA Yuuki	6/9	66		6/9						2/9	2/3	2/2					12
5	TAGAI Motoki	1/1	100		1/1						1/1	1/1						2
6	HOSOKAWA Tomoaki	7/13	53		6/12					1/1	1/12	3/9	3/6					14
7	ODA Junya																	
8	OGATA Yuto	2/3	66		2/3						1/1	1/2						4
9	OKUNO Akihiro	2/2	100		2/2							2/2						4
10	HANAMIYA Takumi																	
	Bench/Team																	
<b>Total</b>		22/34	64		20/32	1/1				1/1	7/25	10/20	5/8					44

Goalkeepers		Total Shots		INF Shots		SPS Shots		SPE Shots		DIG Shots		OSG Shots		ONP Shots		P6M Shots	
No	Name	S/S	%	S/S	%	S/S	%	S/S	%	S/S	%	S/S	%	S/S	%	S/S	%
9	OKUNO Akihiro	3/24	12			3/24	12										
<b>Total</b>		3/24	12			3/24	12										

Teams Shots	Goals	Saves	Missed	Post	Total	%
Inflight Shots						
Spin Shots	20	6	4	2	32	62
Specialist Shots	1				1	100
Direct Shots						
Other Spectacular Shots						
One Point Shots						
Penalty Shots	1				1	100
<b>Totals</b>	22	6	4	2	34	64

Number of Attacks : 34    Scoring Efficiency : 64%

Offence		Defence	
1/1 P6m	5/8 Right	5/18 Left	0/0 P6m
	10/20 Center		
	7/25 Left		

LEGEND							
%	Efficiency	1st	1st Suspension	2nd	2nd Suspension	C	Center Shots
DIG	Direct Shots	EX	Exclusions	G/S	Goals/Shots	INF	Inflight Shots
L	Left Shots	P6M	6 Meters Penalty Shots	R	Right Shots	RC	Red Card
MP	Matches Played	ONP	One Point Shots	OSG	Other Spectacular Shots	S/S	Saves/Shots
SPE	Specialist Shots	SPS	Spin Shots				



## Match Team Statistics

Thống kê đấu đồng đội

**HKG 2 - 0 SRI**

( 18-17, 25-22 )

Game No: 38

Referees: KHLANGDIT Kitisak (THA) / BANDITPIBOON Sompop (THA)

### HKG - Hong Kong, China

Players		Shots									Position			Penalties				PTS
No	Name	G/S	%	INF	SPS	SPE	DIG	OSG	ONP	P6M	L	C	R	1st	2nd	RC	EX	
1	CHAN Chun Ho	2/3	66		2/3							2/3						4
4	LEUNG Chun Yin	1/1	100		1/1							1/1						2
7	YU Ping San	2/2	100		2/2							2/2						4
9	YEUNG Kong Kiu													2	1			
12	LEUNG Huen Ming																	
14	YIU Tai Wai																	
16	NG Yin Pak																	
29	LIN Ming Fai	5/6	83		4/5	1/1						4/4	1/1					10
33	YUEN Hei Yin	5/7	71		5/7						2/6	1/3	2/2					9
40	IP Kwun Hung Eddy	7/11	63		7/11						2/10	5/8						14
	Bench/Team																	
<b>Total</b>		22/30	73		21/29	1/1					4/16	15/21	3/3	2	1			43

Goalkeepers		Total Shots		INF Shots		SPS Shots		SPE Shots		DIG Shots		OSG Shots		ONP Shots		P6M Shots	
No	Name	S/S	%	S/S	%	S/S	%	S/S	%	S/S	%	S/S	%	S/S	%	S/S	%
4	LEUNG Chun Yin	0/19	0			0/17	0	0/2	0								
16	NG Yin Pak																
<b>Total</b>		0/19	0			0/17	0	0/2	0								

Teams Shots	Goals	Saves	Missed	Post	Total	%
Inflight Shots						
Spin Shots	21	5	3		29	72
Specialist Shots	1				1	100
Direct Shots						
Other Spectacular Shots						
One Point Shots						
Penalty Shots						
<b>Totals</b>	22	5	3		30	73

Number of Attacks : 30    Scoring Efficiency : 73%

Offence		Defence	
	3/3 Right		7/12 Left
0/0 P6m	15/21 Center	2/17 Center	0/0 P6m
	4/16 Left		0/0 Right

LEGEND							
%	Efficiency	1st	1st Suspension	2nd	2nd Suspension	C	Center Shots
DIG	Direct Shots	EX	Exclusions	G/S	Goals/Shots	INF	Inflight Shots
L	Left Shots	P6M	6 Meters Penalty Shots	R	Right Shots	RC	Red Card
MP	Matches Played	ONP	One Point Shots	OSG	Other Spectacular Shots	S/S	Saves/Shots
SPE	Specialist Shots	SPS	Spin Shots				



## Match Team Statistics

Thống kê đấu đồng đội

**HKG 2 - 0 SRI**

( 18-17, 25-22 )

Game No: 38

Referees: KHLANGDIT Kitisak (THA) / BANDITPIBOON Sompop (THA)

### SRI - Sri Lanka

Players		Shots									Position			Penalties				PTS
No	Name	G/S	%	INF	SPS	SPE	DIG	OSG	ONP	P6M	L	C	R	1st	2nd	RC	EX	
1	JAYASIRIGE Rusiru Prabath Jayasiri	1/1	100		1/1							1/1						1
2	GALHENA KANKANAMGE Sanjaya Kumara	0/1	0		0/1							0/1			1			
3	WEERAKKODI Harsha Prasad de Silva	3/3	100		3/3						3/3			1	1			6
4	KOSWATHTHA MUHANDIRAM RAL S. S. B.	8/10	80		8/9	0/1					0/7	8/8						16
5	HEWA MALAWIGE Milan Madushan														1			
6	AGAMPUDI Chanaru Madushanka																	
8	HETTIGODAGE Anil Dasantha Hettigoda																	
9	RATHNAYAKA MUDIYANSELAGA N. P. K.	8/10	80		6/8	2/2					2/2	6/7						16
10	THILAKARATHNA MUDIYANSELA P. K. T.													1				
12	DRABATH Madushanka													1				
	Bench/Team																	
<b>Total</b>		20/25	80		18/22	2/3					5/12	15/17		3	3			39

Goalkeepers		Total Shots		INF Shots		SPS Shots		SPE Shots		DIG Shots		OSG Shots		ONP Shots		P6M Shots	
No	Name	S/S	%	S/S	%	S/S	%	S/S	%	S/S	%	S/S	%	S/S	%	S/S	%
1	JAYASIRIGE Rusiru Prabath Jayasiri	0/1	0			0/1	0										
2	GALHENA KANKANAMGE Sanjaya Kumara	0/6	0			0/6	0										
9	RATHNAYAKA MUDIYANSELAGA N. P. K.	5/20	25			5/19	26	0/1	0								
<b>Total</b>		5/27	18			5/26	19	0/1	0								

Teams Shots	Goals	Saves	Missed	Post	Total	%
Inflight Shots						
Spin Shots	18		3	1	22	81
Specialist Shots	2		1		3	66
Direct Shots						
Other Spectacular Shots						
One Point Shots						
Penalty Shots						
<b>Totals</b>	20		4	1	25	80

Number of Attacks : 25      Scoring Efficiency : 80%

Offence		Defence	
	0/0 Right		12/16 Left
0/0 P6m	15/17 Center		6/21 Center
	5/12 Left		0/3 Right

LEGEND							
%	Efficiency	1st	1st Suspension	2nd	2nd Suspension	C	Center Shots
DIG	Direct Shots	EX	Exclusions	G/S	Goals/Shots	INF	Inflight Shots
L	Left Shots	P6M	6 Meters Penalty Shots	R	Right Shots	RC	Red Card
MP	Matches Played	ONP	One Point Shots	OSG	Other Spectacular Shots	S/S	Saves/Shots
SPE	Specialist Shots	SPS	Spin Shots				



## Match Team Statistics

Thống kê đấu đồng đội

VIE 0 - 2 OMA

( 15-16, 12-16 )

Game No: 41

Referees: SAJEDI Abdollah (IRI) / MAHMOUDI Ahmadreza (IRI)

### VIE - Vietnam

Players		Shots									Position			Penalties				PTS
No	Name	G/S	%	INF	SPS	SPE	DIG	OSG	ONP	P6M	L	C	R	1st	2nd	RC	EX	
1	DUONG XUAN Thanh																	
3	KIM XUAN Tien	2/2	100		2/2							2/2						3
4	HUYNH Ky	1/1	100		1/1						1/1			1				1
5	HOANG van Tien	2/2	100		2/2							2/2						4
6	NGUYEN van Tung	1/1	100		1/1							1/1		1				1
7	HUYNH NAM Tien	4/5	80		4/5							4/5						8
8	Ia van Lon	0/2	0		0/2							0/2		1				
9	Ie van Binh	1/4	25		1/4							1/4						2
10	NGUYEN van Trong	4/9	44	1/1	3/8						1/1	3/8						8
11	NGUYEN VU Dung																	
	Bench/Team																	
Total		15/26	57	1/1	14/25						2/2	13/24		3				27

Goalkeepers		Total Shots		INF Shots		SPS Shots		SPE Shots		DIG Shots		OSG Shots		ONP Shots		P6M Shots	
No	Name	S/S	%	S/S	%	S/S	%	S/S	%	S/S	%	S/S	%	S/S	%	S/S	%
1	DUONG XUAN Thanh	2/10	20	1/1	100	2/10	20										
Total		2/10	20	1/1	100	2/10	20										

Teams Shots	Goals	Saves	Missed	Post	Total	%
Inflight Shots	1				1	100
Spin Shots	14	11			25	56
Specialist Shots						
Direct Shots						
Other Spectacular Shots						
One Point Shots						
Penalty Shots						
Totals	15	11			26	57

Number of Attacks : 26    Scoring Efficiency : 57%

Offence		Defence	
	0/0 Right		0/0 Left
0/0 P6m	13/24 Center	6/23 Center	0/0 P6m
	2/2 Left		0/0 Right

### LEGEND

%	Efficiency	1st	1st Suspension	2nd	2nd Suspension	C	Center Shots
DIG	Direct Shots	EX	Exclusions	G/S	Goals/Shots	INF	Inflight Shots
L	Left Shots	P6M	6 Meters Penalty Shots	R	Right Shots	RC	Red Card
MP	Matches Played	ONP	One Point Shots	OSG	Other Spectacular Shots	S/S	Saves/Shots
SPE	Specialist Shots	SPS	Spin Shots				



## Match Team Statistics

Thống kê đấu đồng đội

**VIE 0 - 2 OMA**

**( 15-16, 12-16 )**

Game No: 41

Referees: SAJEDI Abdollah (IRI) / MAHMOUDI Ahmadreza (IRI)

### OMA - Oman

Players		Shots										Position			Penalties				PTS
No	Name	G/S	%	INF	SPS	SPE	DIG	OSG	ONP	P6M	L	C	R	1st	2nd	RC	EX		
2	AL-HADIDI Ashraf Khamis Mohamed	0/1	0	0/1								0/1							
3	AL-JABRI Hussain Ali Ayil	0/1	0		0/1							0/1							
11	AL DUGHAIISHI Marwan Saaiyid Khamis	2/3	66		2/3							2/3						4	
17	AL HARTHI Yasir Said Sulaiman													1					
18	AL SULEIMANI Mehdi Salim Mohammed																		
20	AL HASANI Said Hamed Saud	2/2	100		2/2							2/2						4	
28	AL AZAN Azan Ali Said																		
33	AL TAMTAMI Nasr Khamis Halait	5/8	62		5/8							5/8						9	
77	AL-KASBI Usama Mohammed Said	2/2	100		2/2							2/2						3	
90	AL HASANI As'ad Said Rashid	6/6	100		6/6							6/6						12	
	Bench/Team																		
Total		17/23	73	0/1	17/22							17/23		1				32	

Goalkeepers		Total Shots		INF Shots		SPS Shots		SPE Shots		DIG Shots		OSG Shots		ONP Shots		P6M Shots	
No	Name	S/S	%	S/S	%	S/S	%	S/S	%	S/S	%	S/S	%	S/S	%	S/S	%
3	AL-JABRI Hussain Ali Ayil																
28	AL AZAN Azan Ali Said	11/26	42	0/1	0	11/25	44										
<b>Total</b>		11/26	42	0/1	0	11/25	44										

Teams Shots	Goals	Saves	Missed	Post	Total	%
Inflight Shots		1			1	
Spin Shots	17	5			22	77
Specialist Shots						
Direct Shots						
Other Spectacular Shots						
One Point Shots						
Penalty Shots						
<b>Totals</b>	17	6			23	73

Number of Attacks : 23    Scoring Efficiency : 73%

Offence		Defence	
0/0 <b>Right</b>	0/2 <b>Left</b>		
0/0 <b>P6m</b>	11/24 <b>Center</b>	0/0 <b>P6m</b>	
17/23 <b>Center</b>	0/0 <b>Right</b>		
0/0 <b>Left</b>			

LEGEND							
%	Efficiency	1st	1st Suspension	2nd	2nd Suspension	C	Center Shots
DIG	Direct Shots	EX	Exclusions	G/S	Goals/Shots	INF	Inflight Shots
L	Left Shots	P6M	6 Meters Penalty Shots	R	Right Shots	RC	Red Card
MP	Matches Played	ONP	One Point Shots	OSG	Other Spectacular Shots	S/S	Saves/Shots
SPE	Specialist Shots	SPS	Spin Shots				



## Match Team Statistics

Thống kê đấu đồng đội

VIE 2 - 1 CHN

( 20-13, 16-17, 7-6 )

Game No: 58

Referees: MOHAMMED S H AL-HAIL Khalid (QAT) / AL-YAZEEDI Ali (QAT)

### VIE - Vietnam

Players		Shots									Position			Penalties				PTS
No	Name	G/S	%	INF	SPS	SPE	DIG	OSG	ONP	P6M	L	C	R	1st	2nd	RC	EX	
1	NGUYEN THANH Huyen																	
2	LU NGOC Trinh	5/8	62		2/3	3/5						3/3	2/5					10
4	CHAU NGOC THUY Dung	0/1	0			0/1						0/1						
5	le THI THANH Phung	4/4	100		3/3					1/1		2/2	2/2					8
6	NGUYEN KIM Oanh	2/3	66							2/3		2/3		1				4
7	HA THI Hanh	7/10	70			6/9				1/1		7/10						14
8	DAM THI THANH Huyen	1/3	33		0/2					1/1		1/3						1
9	NGUYEN THI KIM Thu	3/6	50		3/5					0/1	1/5	1/1	1/2	1				6
12	TRAN THI Sen																	
18	NGUYEN THI TRA My																	
	Bench/Team																	
Total		22/35	62		8/13	9/15				5/7	1/5	16/23	5/9	2				43

Goalkeepers		Total Shots		INF Shots		SPS Shots		SPE Shots		DIG Shots		OSG Shots		ONP Shots		P6M Shots	
No	Name	S/S	%	S/S	%	S/S	%	S/S	%	S/S	%	S/S	%	S/S	%	S/S	%
12	TRAN THI Sen																
1	NGUYEN THANH Huyen	10/34	29	3/6	50	5/11	45			0/1	0					2/6	33
Total		10/34	29	3/6	50	5/11	45			0/1	0					2/6	33

Teams Shots	Goals	Saves	Missed	Post	Total	%
Inflight Shots						
Spin Shots	8	5			13	61
Specialist Shots	9	5		1	15	60
Direct Shots						
Other Spectacular Shots						
One Point Shots						
Penalty Shots	5	2			7	71
Totals	22	12		1	35	62

Number of Attacks : 35    Scoring Efficiency : 62%

Offence		Defence	
	5/9 Right		2/7 Left
5/7 P6m	16/23 Center	3/14 Center	2/6 P6m
	1/5 Left		4/7 Right

LEGEND							
%	Efficiency	1st	1st Suspension	2nd	2nd Suspension	C	Center Shots
DIG	Direct Shots	EX	Exclusions	G/S	Goals/Shots	INF	Inflight Shots
L	Left Shots	P6M	6 Meters Penalty Shots	R	Right Shots	RC	Red Card
MP	Matches Played	ONP	One Point Shots	OSG	Other Spectacular Shots	S/S	Saves/Shots
SPE	Specialist Shots	SPS	Spin Shots				





## Match Team Statistics

Thống kê đấu đồng đội

**VIE 2 - 1 CHN**

( 20-13, 16-17, 7-6 )

Game No: 58

Referees: MOHAMMED S H AL-HAIL Khalid (QAT) / AL-YAZEEDI Ali (QAT)

### CHN - China

Players		Shots									Position			Penalties				PTS
No	Name	G/S	%	INF	SPS	SPE	DIG	OSG	ONP	P6M	L	C	R	1st	2nd	RC	EX	
1	SI Yan	1/1	100				1/1					1/1						2
6	SHEN Ping													1	1			
7	HAN Xinru	1/3	33		1/2					0/1		0/1	1/2					2
8	ZHANG Tianjie	4/6	66	1/2	1/1	2/3					1/1	3/2						8
9	du Jijuan	2/6	33		0/3	1/1				1/2		2/2	0/3					3
14	DONG Dandi																	
17	ZHOU Ting	8/11	72	2/4	4/5	1/1				1/1	4/6	2/2	2/2					15
20	LI Yao	2/5	40			1/4				1/1		2/5						4
22	LIU Zhiyue	1/1	100							1/1		1/1						2
23	AN Xin																	
	Bench/Team																	
Total		19/33	57	3/6	6/11	5/9	1/1			4/6	5/7	11/14	3/7	1	1			36

Goalkeepers		Total Shots		INF Shots		SPS Shots		SPE Shots		DIG Shots		OSG Shots		ONP Shots		P6M Shots	
No	Name	S/S	%	S/S	%	S/S	%	S/S	%	S/S	%	S/S	%	S/S	%	S/S	%
1	SI Yan	12/34	35			5/13	38	5/14	35							2/7	28
23	AN Xin																
<b>Total</b>		12/34	35			5/13	38	5/14	35							2/7	28

Teams Shots	Goals	Saves	Missed	Post	Total	%
Inflight Shots	3	3			6	50
Spin Shots	6	5			11	54
Specialist Shots	5	4			9	55
Direct Shots	1				1	100
Other Spectacular Shots						
One Point Shots						
Penalty Shots	4	2			6	66
<b>Totals</b>	19	14			33	57

Number of Attacks : 33    Scoring Efficiency : 57%

Offence		Defence	
	3/7 Right		4/5 Left
4/6 P6m	11/14 Center	7/23 Center	2/7 P6m
	5/7 Left		4/9 Right

LEGEND							
%	Efficiency	1st	1st Suspension	2nd	2nd Suspension	C	Center Shots
DIG	Direct Shots	EX	Exclusions	G/S	Goals/Shots	INF	Inflight Shots
L	Left Shots	P6M	6 Meters Penalty Shots	R	Right Shots	RC	Red Card
MP	Matches Played	ONP	One Point Shots	OSG	Other Spectacular Shots	S/S	Saves/Shots
SPE	Specialist Shots	SPS	Spin Shots				



## Match Team Statistics

Thống kê đấu đồng đội

**THA 2 - 0 TPE**

( 24-23, 21-11 )

Game No: 56

Referees: KASSEM Moukachar (LIB) / MOHAMAD ZIAD Mansour (LIB)

### THA - Thailand

Players		Shots									Position			Penalties				PTS
No	Name	G/S	%	INF	SPS	SPE	DIG	OSG	ONP	P6M	L	C	R	1st	2nd	RC	EX	
1	THONGKOT Pakakan																	
2	BUNJARERN Pawinee	3/6	50		1/2	2/4					3/4	0/2						6
4	SILA Vanpen	5/12	41		2/8	1/2				2/2	1/4	3/9	1/6					10
7	SURASON Viyada	0/1	0		0/1								0/1					
8	SUKJAN Supharat	5/6	83		5/6						2/2	2/2	1/4					10
9	MANMAI Punpana													1	1	1		
10	SRITHAMMA Kwanruedi													1				
11	WONGNARA Orrathai	9/9	100		7/7	2/2					4/4	1/1	4/4					17
12	JANJIT Kawinthida																	
14	CHALACHAI Pornpiroon	1/3	33		1/2	0/1					1/1	0/2						2
	Bench/Team																	
<b>Total</b>		23/37	62		16/26	5/9				2/2	11/15	6/16	6/15	2	1	1		45

Goalkeepers		Total Shots		INF Shots		SPS Shots		SPE Shots		DIG Shots		OSG Shots		ONP Shots		P6M Shots	
No	Name	S/S	%	S/S	%	S/S	%	S/S	%	S/S	%	S/S	%	S/S	%	S/S	%
1	THONGKOT Pakakan	8/26	30	1/1	100	5/20	25	1/3	33					1/2	50		
12	JANJIT Kawinthida																
<b>Total</b>		8/26	30	1/1	100	5/20	25	1/3	33					1/2	50		

Teams Shots	Goals	Saves	Missed	Post	Total	%
Inflight Shots						
Spin Shots	16	9	1		26	61
Specialist Shots	5	3	1		9	55
Direct Shots						
Other Spectacular Shots						
One Point Shots						
Penalty Shots	2				2	100
<b>Totals</b>	23	12	2		37	62

Number of Attacks : 37    Scoring Efficiency : 62%

Offence		Defence	
	6/15 <b>Right</b>		3/13 <b>Left</b>
2/2 <b>P6m</b>	6/16 <b>Center</b>	2/6 <b>Center</b>	0/0 <b>P6m</b>
	11/15 <b>Left</b>		0/4 <b>Right</b>

LEGEND							
%	Efficiency	1st	1st Suspension	2nd	2nd Suspension	C	Center Shots
DIG	Direct Shots	EX	Exclusions	G/S	Goals/Shots	INF	Inflight Shots
L	Left Shots	P6M	6 Meters Penalty Shots	R	Right Shots	RC	Red Card
MP	Matches Played	ONP	One Point Shots	OSG	Other Spectacular Shots	S/S	Saves/Shots
SPE	Specialist Shots	SPS	Spin Shots				



## Match Team Statistics

Thống kê đấu đồng đội

THA 2 - 0 TPE

( 24-23, 21-11 )

Game No: 56

Referees: KASSEM Moukachar (LIB) / MOHAMAD ZIAD Mansour (LIB)

### TPE - Chinese Taipei

Players		Shots									Position			Penalties				PTS
No	Name	G/S	%	INF	SPS	SPE	DIG	OSG	ONP	P6M	L	C	R	1st	2nd	RC	EX	
6	HUANG Wei-Jung																	
7	SHIH Wei-Ju	2/4	50		1/2	1/1			0/1		1/1		1/1	1				4
8	CHEN Szu-Yu	1/2	50		1/2							1/2						2
10	CHENG Tzu-Ping	4/7	57	0/1	4/5	0/1					3/3	0/1	1/1					8
13	WANG Yu-Fen																	
14	CHENG Ya-Fang	2/3	66		1/2				1/1		0/2	1/1	1/1					3
15	CHU Chiu-En	1/1	100		1/1						1/1							2
17	CHEN Te-Jung																	
20	CHIEN Chen-Chen	3/3	100		3/3						2/2	1/1						6
30	TSAI Tzu-Hsuan	5/6	83		4/5	1/1					3/4	1/1	1/1					9
	Bench/Team																	
Total		18/26	69	0/1	15/20	2/3			1/2		10/13	4/6	4/4	1				34

Goalkeepers		Total Shots		INF Shots		SPS Shots		SPE Shots		DIG Shots		OSG Shots		ONP Shots		P6M Shots	
No	Name	S/S	%	S/S	%	S/S	%	S/S	%	S/S	%	S/S	%	S/S	%	S/S	%
6	HUANG Wei-Jung	12/35	34			9/25	36	3/8	37							0/2	0
Total		12/35	34			9/25	36	3/8	37							0/2	0

Teams Shots	Goals	Saves	Missed	Post	Total	%
Inflight Shots		1			1	
Spin Shots	15	5			20	75
Specialist Shots	2	1			3	66
Direct Shots						
Other Spectacular Shots						
One Point Shots	1	1			2	50
Penalty Shots						
Totals	18	8			26	69

Number of Attacks : 26    Scoring Efficiency : 69%

Offence		Defence	
	4/4 Right		4/15 Left
0/0 P6m	4/6 Center	10/16 Center	0/2 P6m
	10/13 Left	9/15 Right	

### LEGEND

%	Efficiency	1st	1st Suspension	2nd	2nd Suspension	C	Center Shots
DIG	Direct Shots	EX	Exclusions	G/S	Goals/Shots	INF	Inflight Shots
L	Left Shots	P6M	6 Meters Penalty Shots	R	Right Shots	RC	Red Card
MP	Matches Played	ONP	One Point Shots	OSG	Other Spectacular Shots	S/S	Saves/Shots
SPE	Specialist Shots	SPS	Spin Shots				



## Match Team Statistics

Thống kê đấu đồng đội

**JOR 2 - 0 HKG**

( 10-8, 11-10 )

Game No: 49

Referees: TANJI Naser (SYR) / AYDI SYR Yehia (SYR)

### JOR - Jordan

Players		Shots									Position			Penalties				PTS
No	Name	G/S	%	INF	SPS	SPE	DIG	OSG	ONP	P6M	L	C	R	1st	2nd	RC	EX	
1	OBEIDAT Ayah (M.W) Majed																	
3	AL RAWASHDEH Nahed Methqal Ali	1/1	100		1/1							1/1						2
5	NASER Roa'a Ahmad Zohdi	7/10	70	2/2	4/7					1/1	2/5	4/6	1/1					11
8	KHDEIR Layla Mazen Adel	1/2	50		1/2						1/2							1
9	ALASH Hanadi Ziad (Mohammad Ali																	
10	SALAMEH Lubna Mahmoud Mohammad	1/2	50		1/2							1/2						1
11	OBEIDAT Fallak Ali Mefleh	2/3	66		2/3						1/1	1/2						4
12	ABEDA Leema Nabeel Omar																	
15	ABUALNIL Reem Saeed Mohammad																	
19	AL HALABEIH Sara Tariq Mohammad	1/1	100	1/1								1/1						2
	Bench/Team																	
<b>Total</b>		13/19	68	3/3	9/15					1/1	4/8	8/12	1/1					21

Goalkeepers		Total Shots		INF Shots		SPS Shots		SPE Shots		DIG Shots		OSG Shots		ONP Shots		P6M Shots	
No	Name	S/S	%	S/S	%	S/S	%	S/S	%	S/S	%	S/S	%	S/S	%	S/S	%
1	OBEIDAT Ayah (M.W) Majed	7/16	43	1/1	100	6/15	40										
<b>Total</b>		7/16	43	1/1	100	6/15	40										

Teams Shots	Goals	Saves	Missed	Post	Total	%
Inflight Shots	3				3	100
Spin Shots	9	4	1	1	15	60
Specialist Shots						
Direct Shots						
Other Spectacular Shots						
One Point Shots						
Penalty Shots	1				1	100
<b>Totals</b>	13	4	1	1	19	68

Number of Attacks : 19    Scoring Efficiency : 68%

Offence		Defence	
	1/1 <b>Right</b>		4/6 <b>Left</b>
1/1 <b>P6m</b>	8/12 <b>Center</b>	12/19 <b>Center</b>	0/0 <b>P6m</b>
	4/8 <b>Left</b>		0/0 <b>Right</b>

LEGEND							
%	Efficiency	1st	1st Suspension	2nd	2nd Suspension	C	Center Shots
DIG	Direct Shots	EX	Exclusions	G/S	Goals/Shots	INF	Inflight Shots
L	Left Shots	P6M	6 Meters Penalty Shots	R	Right Shots	RC	Red Card
MP	Matches Played	ONP	One Point Shots	OSG	Other Spectacular Shots	S/S	Saves/Shots
SPE	Specialist Shots	SPS	Spin Shots				



## Match Team Statistics

Thống kê đấu đồng đội

JOR 2 - 0 HKG

( 10-8, 11-10 )

Game No: 49

Referees: TANJI Naser (SYR) / AYDI SYR Yehia (SYR)

### HKG - Hong Kong, China

Players		Shots									Position			Penalties				PTS
No	Name	G/S	%	INF	SPS	SPE	DIG	OSG	ONP	P6M	L	C	R	1st	2nd	RC	EX	
1	TO Yuen Pik																	
2	YIP Nga Man	1/5	20		1/5						1/3	0/5						2
4	SUM Ming Yee	1/3	33		1/3							1/3						2
9	CHAN Kam Ling	2/2	100		2/2							2/2						4
13	CHUNG Ka Yu																	
16	TSANG Ching Man	4/7	57	0/1	4/6						1/1	3/6						8
17	CHOW Pui Yee																	
25	LAM Tsz Yan	0/4	0	0/2	0/2							0/2						
31	LAM Wai Yu																	
71	WONG Yee Ting	1/2	50		1/2						0/2	1/1						2
	Bench/Team																	
Total		9/23	39	0/3	9/20						2/6	7/19						18

Goalkeepers		Total Shots		INF Shots		SPS Shots		SPE Shots		DIG Shots		OSG Shots		ONP Shots		P6M Shots	
No	Name	S/S	%	S/S	%	S/S	%	S/S	%	S/S	%	S/S	%	S/S	%	S/S	%
13	CHUNG Ka Yu																
1	TO Yuen Pik	4/17	23	0/3	0	4/13	30									0/1	0
Total		4/17	23	0/3	0	4/13	30									0/1	0

Teams Shots	Goals	Saves	Missed	Post	Total	%
Inflight Shots		1	2		3	
Spin Shots	9	6	2	3	20	45
Specialist Shots						
Direct Shots						
Other Spectacular Shots						
One Point Shots						
Penalty Shots						
Totals	9	7	4	3	23	39

Number of Attacks : 23    Scoring Efficiency : 39%

Offence		Defence	
	0/0 Right		4/8 Left
0/0 P6m	7/19 Center	4/12 Center	0/1 P6m
	2/6 Left		0/1 Right

LEGEND							
%	Efficiency	1st	1st Suspension	2nd	2nd Suspension	C	Center Shots
DIG	Direct Shots	EX	Exclusions	G/S	Goals/Shots	INF	Inflight Shots
L	Left Shots	P6M	6 Meters Penalty Shots	R	Right Shots	RC	Red Card
MP	Matches Played	ONP	One Point Shots	OSG	Other Spectacular Shots	S/S	Saves/Shots
SPE	Specialist Shots	SPS	Spin Shots				



## Match Team Statistics

Thống kê đấu đồng đội

**IND 0 - 2 JPN**

( 16-24, 9-20 )

Game No: 48

Referees: HONGJUN Cao (CHN) / JIAN Xu (CHN)

### IND - India

Players		Shots									Position			Penalties				PTS
No	Name	G/S	%	INF	SPS	SPE	DIG	OSG	ONP	P6M	L	C	R	1st	2nd	RC	EX	
1	JYOTI Jyoti																	
2	SONIKA Sonika	3/5	60		2/4		1/1				1/4	2/2						6
3	NEGI Varuni	1/4	25		1/3	0/1						1/3						2
4	DARSHAN Darshan	1/2	50	0/1	1/1						1/2							2
5	SANJEETA Sanjeeta	0/1	0			0/1						0/1						
6	PRACHI Prachi	8/14	57		5/10	1/2			1/1	1/1	1/1	6/10	1/6					15
7	KUMARI Khushbu																	
8	SONIA Sonia																	
9	SAH Rupa													1	1			
10	HEMA Hema																	
	Bench/Team																	
<b>Total</b>		13/26	50	0/1	9/18	1/4	1/1		1/1	1/1	3/7	9/16	1/6	1	1			25

Goalkeepers		Total Shots		INF Shots		SPS Shots		SPE Shots		DIG Shots		OSG Shots		ONP Shots		P6M Shots	
No	Name	S/S	%	S/S	%	S/S	%	S/S	%	S/S	%	S/S	%	S/S	%	S/S	%
8	SONIA Sonia	4/14	28	0/1	0	2/7	28	2/8	25							0/6	0
1	JYOTI Jyoti																
<b>Total</b>		4/14	28	0/1	0	2/7	28	2/8	25							0/6	0

Teams Shots	Goals	Saves	Missed	Post	Total	%
Inflight Shots		1			1	
Spin Shots	9	7	2		18	50
Specialist Shots	1	3			4	25
Direct Shots	1				1	100
Other Spectacular Shots						
One Point Shots	1				1	100
Penalty Shots	1				1	100
<b>Totals</b>	13	11	2		26	50

Number of Attacks : 26    Scoring Efficiency : 50%

Offence		Defence	
	1/6 <b>Right</b>		8/18 <b>Left</b>
1/1 <b>P6m</b>	9/16 <b>Center</b>	4/15 <b>Center</b>	0/6 <b>P6m</b>
	3/7 <b>Left</b>		3/4 <b>Right</b>

LEGEND							
%	Efficiency	1st	1st Suspension	2nd	2nd Suspension	C	Center Shots
DIG	Direct Shots	EX	Exclusions	G/S	Goals/Shots	INF	Inflight Shots
L	Left Shots	P6M	6 Meters Penalty Shots	R	Right Shots	RC	Red Card
MP	Matches Played	ONP	One Point Shots	OSG	Other Spectacular Shots	S/S	Saves/Shots
SPE	Specialist Shots	SPS	Spin Shots				



## Match Team Statistics

Thống kê đấu đồng đội

IND 0 - 2 JPN

( 16-24, 9-20 )

Game No: 48

Referees: HONGJUN Cao (CHN) / JIAN Xu (CHN)

### JPN - Japan

Players		Shots										Position			Penalties				PTS
No	Name	G/S	%	INF	SPS	SPE	DIG	OSG	ONP	P6M	L	C	R	1st	2nd	RC	EX		
1	NAKAYA Kaori	7/11	63	1/1	6/8	0/2					3/7	4/7	0/1					14	
2	ODA Mai																		
3	KUTSUKAKE Erina																		
4	TANIKAWA Shoko	6/9	66		1/3	4/5				1/1	2/5	3/3	1/1					12	
5	TABATA Runa	7/7	100		1/1	2/2				4/4	4/4	3/3						14	
6	SANADA Midori	1/3	33		1/3						1/2		0/2					2	
7	OGASAWARA Azusa	0/1	0			0/1						0/1							
8	SHIBATA Mao	1/1	100							1/1		1/1						2	
9	FUKUZAWA Ayaka																		
10	KATSUDA Saaya																		
	Bench/Team																		
Total		22/32	68	1/1	9/15	6/10				6/6	10/18	11/15	1/4					44	

Goalkeepers		Total Shots		INF Shots		SPS Shots		SPE Shots		DIG Shots		OSG Shots		ONP Shots		P6M Shots	
No	Name	S/S	%	S/S	%	S/S	%	S/S	%	S/S	%	S/S	%	S/S	%	S/S	%
9	FUKUZAWA Ayaka	1/5	20					1/2	50	0/1	0			0/1	0	0/1	0
7	OGASAWARA Azusa	5/10	50	1/1	100	2/7	28	2/2	100								
Total		6/15	40	1/1	100	2/7	28	3/4	75	0/1	0			0/1	0	0/1	0

Teams Shots	Goals	Saves	Missed	Post	Total	%
Inflight Shots	1				1	100
Spin Shots	9	5	1		15	60
Specialist Shots	6	4			10	60
Direct Shots						
Other Spectacular Shots						
One Point Shots						
Penalty Shots	6				6	100
Totals	22	9	1		32	68

Number of Attacks : 32    Scoring Efficiency : 68%

Offence		Defence	
	1/4 Right		4/7 Left
6/6 P6m	11/15 Center	7/16 Center	0/1 P6m
	10/18 Left	5/6 Right	

LEGEND							
%	Efficiency	1st	1st Suspension	2nd	2nd Suspension	C	Center Shots
DIG	Direct Shots	EX	Exclusions	G/S	Goals/Shots	INF	Inflight Shots
L	Left Shots	P6M	6 Meters Penalty Shots	R	Right Shots	RC	Red Card
MP	Matches Played	ONP	One Point Shots	OSG	Other Spectacular Shots	S/S	Saves/Shots
SPE	Specialist Shots	SPS	Spin Shots				





## Match Team Statistics

Thống kê đấu đồng đội

**VIE 2 - 0 THA**  
**( 17-13, 22-20 )**

Game No: 51

Referees: GHULOOM BAQER Fadhil Ahmed (UAE) / SALEM HASSAN MOHAMMAD Ismail (UAE)

### VIE - Vietnam

Players		Shots									Position			Penalties				PTS
No	Name	G/S	%	INF	SPS	SPE	DIG	OSG	ONP	P6M	L	C	R	1st	2nd	RC	EX	
1	NGUYEN THANH Huyen																	
2	LU NGOC Trinh	3/6	50		2/5				1/1		0/5	3/4						5
4	CHAU NGOC THUY Dung	1/2	50		1/2							1/2						2
5	le THI THANH Phung	8/12	66		8/12						2/10	5/9	1/1					16
6	NGUYEN KIM Oanh													1	1	1		
7	HA THI Hanh	2/5	40		0/3	2/2					1/3	1/4						4
8	DAM THI THANH Huyen	2/2	100		1/1					1/1		2/2						4
9	NGUYEN THI KIM Thu	3/5	60		2/4	1/1					2/4	1/2						6
12	TRAN THI Sen	1/1	100			1/1						1/1						2
18	NGUYEN THI TRA My													1				
	Bench/Team																	
<b>Total</b>		20/33	60		14/27	4/4			1/1	1/1	5/22	14/24	1/1	2	1	1		39

Goalkeepers		Total Shots		INF Shots		SPS Shots		SPE Shots		DIG Shots		OSG Shots		ONP Shots		P6M Shots	
No	Name	S/S	%	S/S	%	S/S	%	S/S	%	S/S	%	S/S	%	S/S	%	S/S	%
12	TRAN THI Sen																
1	NGUYEN THANH Huyen	12/30	40			11/21	52	0/4	0							1/5	20
<b>Total</b>		12/30	40			11/21	52	0/4	0							1/5	20

Teams Shots	Goals	Saves	Missed	Post	Total	%
Inflight Shots						
Spin Shots	14	12		1	27	51
Specialist Shots	4				4	100
Direct Shots						
Other Spectacular Shots						
One Point Shots	1				1	100
Penalty Shots	1				1	100
<b>Totals</b>	20	12		1	33	60

Number of Attacks : 33    Scoring Efficiency : 60%

Offence		Defence	
	1/1 <b>Right</b>		5/12 <b>Left</b>
1/1 <b>P6m</b>	14/24 <b>Center</b>	10/20 <b>Center</b>	2/6 <b>P6m</b>
	5/22 <b>Left</b>		0/1 <b>Right</b>

LEGEND							
%	Efficiency	1st	1st Suspension	2nd	2nd Suspension	C	Center Shots
DIG	Direct Shots	EX	Exclusions	G/S	Goals/Shots	INF	Inflight Shots
L	Left Shots	P6M	6 Meters Penalty Shots	R	Right Shots	RC	Red Card
MP	Matches Played	ONP	One Point Shots	OSG	Other Spectacular Shots	S/S	Saves/Shots
SPE	Specialist Shots	SPS	Spin Shots				



## Match Team Statistics

Thống kê đấu đồng đội

**VIE 2 - 0 THA**

**( 17-13, 22-20 )**

**Game No: 51**

**Referees:** GHULOOM BAQER Fadhil Ahmed (UAE) / SALEM HASSAN MOHAMMAD Ismail (UAE)

### THA - Thailand

Players		Shots									Position			Penalties				PTS
No	Name	G/S	%	INF	SPS	SPE	DIG	OSG	ONP	P6M	L	C	R	1st	2nd	RC	EX	
1	THONGKOT Pakakan																	
2	BUNJARERN Pawinee	3/4	75		1/2	2/2					2/2	0/1	1/1					6
4	SILA Vanpen	7/12	58		2/5	1/1				4/6	1/1	6/7						14
7	SURASON Viyada	0/2	0		0/2						0/1	0/2						
8	SUKJAN Supharat	4/5	80		3/4	1/1					3/3	1/4						6
9	MANMAI Punpana													1				
10	SRITHAMMA Kwanruedi																	
11	WONGNARA Orrathai	3/5	60		3/5						1/5	2/3						5
12	JANJIT Kawinthida																	
14	CHALACHAI Pornpiroon	1/3	33		1/3							1/3		1				2
	Bench/Team																	
<b>Total</b>		18/31	58		10/21	4/4				4/6	7/12	10/20	1/1	2				33

Goalkeepers		Total Shots		INF Shots		SPS Shots		SPE Shots		DIG Shots		OSG Shots		ONP Shots		P6M Shots	
No	Name	S/S	%	S/S	%	S/S	%	S/S	%	S/S	%	S/S	%	S/S	%	S/S	%
1	THONGKOT Pakakan	12/32	37			12/26	46	0/4	0					0/1	0	0/1	0
12	JANJIT Kawinthida																
<b>Total</b>		12/32	37			12/26	46	0/4	0					0/1	0	0/1	0

Teams Shots	Goals	Saves	Missed	Post	Total	%
Inflight Shots						
Spin Shots	10	11			21	47
Specialist Shots	4				4	100
Direct Shots						
Other Spectacular Shots						
One Point Shots						
Penalty Shots	4	1		1	6	66
<b>Totals</b>	18	12		1	31	58

**Number of Attacks :** 31    **Scoring Efficiency :** 58%

Offence		Defence	
	1/1 <b>Right</b>		17/22 <b>Left</b>
4/6 <b>P6m</b>	10/20 <b>Center</b>	10/24 <b>Center</b>	0/1 <b>P6m</b>
	7/12 <b>Left</b>		0/1 <b>Right</b>

LEGEND							
%	Efficiency	1st	1st Suspension	2nd	2nd Suspension	C	Center Shots
DIG	Direct Shots	EX	Exclusions	G/S	Goals/Shots	INF	Inflight Shots
L	Left Shots	P6M	6 Meters Penalty Shots	R	Right Shots	RC	Red Card
MP	Matches Played	ONP	One Point Shots	OSG	Other Spectacular Shots	S/S	Saves/Shots
SPE	Specialist Shots	SPS	Spin Shots				



## Match Team Statistics

Thống kê đấu đồng đội

CHN 2 - 0 TPE

( 23-20, 22-15 )

Game No: 54

Referees: KASSEM Moukachar (LIB) / MOHAMAD ZIAD Mansour (LIB)

### CHN - China

Players		Shots									Position			Penalties				PTS
No	Name	G/S	%	INF	SPS	SPE	DIG	OSG	ONP	P6M	L	C	R	1st	2nd	RC	EX	
1	SI Yan	0/1	0				0/1					0/1						
6	SHEN Ping													1	1			
7	HAN Xinru													1				
8	ZHANG Tianjie	7/12	58	6/9	1/2	0/1					1/1	6/9						14
9	du Jijuan	6/7	85		2/3	1/1				3/3	0/2	5/5	1/1	1				10
14	DONG Dandi																	
17	ZHOU Ting	9/13	69	5/7	4/6						7/6	2/3						17
20	LI Yao	2/2	100			2/2						2/2						4
22	LIU Zhiyue																	
23	AN Xin																	
	Bench/Team																	
Total		24/35	68	11/16	7/11	3/4	0/1			3/3	8/9	15/20	1/1	3	1			45

Goalkeepers		Total Shots		INF Shots		SPS Shots		SPE Shots		DIG Shots		OSG Shots		ONP Shots		P6M Shots	
No	Name	S/S	%	S/S	%	S/S	%	S/S	%	S/S	%	S/S	%	S/S	%	S/S	%
1	SI Yan	11/25	44			8/19	42	3/4	75							0/2	0
23	AN Xin	9/13	69			5/7	71	2/4	50	1/1	100					1/1	100
Total		20/38	52			13/26	50	5/8	62	1/1	100					1/3	33

Teams Shots	Goals	Saves	Missed	Post	Total	%
Inflight Shots	11	5			16	68
Spin Shots	7	4			11	63
Specialist Shots	3	1			4	75
Direct Shots		1			1	
Other Spectacular Shots						
One Point Shots						
Penalty Shots	3				3	100
Totals	24	11			35	68

Number of Attacks : 35    Scoring Efficiency : 68%

Offence		Defence	
	1/1 Right		4/9 Left
3/3 P6m	15/20 Center	24/35 Center	1/3 P6m
	8/9 Left		12/14 Right

LEGEND							
%	Efficiency	1st	1st Suspension	2nd	2nd Suspension	C	Center Shots
DIG	Direct Shots	EX	Exclusions	G/S	Goals/Shots	INF	Inflight Shots
L	Left Shots	P6M	6 Meters Penalty Shots	R	Right Shots	RC	Red Card
MP	Matches Played	ONP	One Point Shots	OSG	Other Spectacular Shots	S/S	Saves/Shots
SPE	Specialist Shots	SPS	Spin Shots				



## Match Team Statistics

Thống kê đấu đồng đội

CHN 2 - 0 TPE

( 23-20, 22-15 )

Game No: 54

Referees: KASSEM Moukachar (LIB) / MOHAMAD ZIAD Mansour (LIB)

### TPE - Chinese Taipei

Players		Shots									Position			Penalties				PTS
No	Name	G/S	%	INF	SPS	SPE	DIG	OSG	ONP	P6M	L	C	R	1st	2nd	RC	EX	
6	HUANG Wei-Jung	0/1	0				0/1					0/1						
7	SHIH Wei-Ju	1/4	25			1/4						1/4						2
8	CHEN Szu-Yu																	
10	CHENG Tzu-Ping	2/4	50		1/2	1/2						2/2						4
13	WANG Yu-Fen	1/2	50							1/2		1/2		1				2
14	CHENG Ya-Fang	1/2	50		1/2							1/2						2
15	CHU Chiu-En													1				
17	CHEN Te-Jung																	
20	CHIEN Chen-Chen	2/7	28		2/7							2/7						4
30	TSAI Tzu-Hsuan	11/19	57		9/16	1/2				1/1	5/9	4/17	2/14					21
	Bench/Team																	
Total		18/39	46		13/27	3/8	0/1			2/3	5/9	11/35	2/14	2				35

Goalkeepers		Total Shots		INF Shots		SPS Shots		SPE Shots		DIG Shots		OSG Shots		ONP Shots		P6M Shots	
No	Name	S/S	%	S/S	%	S/S	%	S/S	%	S/S	%	S/S	%	S/S	%	S/S	%
6	HUANG Wei-Jung	11/35	31	5/16	31	4/11	36	1/4	25	1/1	100					0/3	0
Total		11/35	31	5/16	31	4/11	36	1/4	25	1/1	100					0/3	0

Teams Shots	Goals	Saves	Missed	Post	Total	%
Inflight Shots						
Spin Shots	13	13		1	27	48
Specialist Shots	3	5			8	37
Direct Shots		1			1	
Other Spectacular Shots						
One Point Shots						
Penalty Shots	2	1			3	66
Totals	18	20		1	39	46

Number of Attacks : 39    Scoring Efficiency : 46%

Offence		Defence	
	2/14 Right		1/9 Left
2/3 P6m	11/35 Center	5/20 Center	0/3 P6m
	5/9 Left		0/1 Right

### LEGEND

%	Efficiency	1st	1st Suspension	2nd	2nd Suspension	C	Center Shots
DIG	Direct Shots	EX	Exclusions	G/S	Goals/Shots	INF	Inflight Shots
L	Left Shots	P6M	6 Meters Penalty Shots	R	Right Shots	RC	Red Card
MP	Matches Played	ONP	One Point Shots	OSG	Other Spectacular Shots	S/S	Saves/Shots
SPE	Specialist Shots	SPS	Spin Shots				



## Match Team Statistics

Thống kê đấu đồng đội

JOR 2 - 0 IND

( 13-12, 17-16 )

Game No: 43

Referees: HONGJUN Cao (CHN) / JIAN Xu (CHN)

### JOR - Jordan

Players		Shots									Position			Penalties				PTS
No	Name	G/S	%	INF	SPS	SPE	DIG	OSG	ONP	P6M	L	C	R	1st	2nd	RC	EX	
1	OBEIDAT Ayah (M.W) Majed	0/3	0				0/3					0/3						
3	AL RAWASHDEH Nahed Methqal Ali	3/7	42		3/6	0/1					1/1	2/5						6
5	NASER Roa'a Ahmad Zohdi	8/12	66		5/9					3/3	3/9	5/7						16
8	KHDEIR Layla Mazen Adel	1/2	50			1/2						1/2						2
9	ALASH Hanadi Ziad (Mohammad Ali	1/1	100			1/1						1/1						1
10	SALAMEH Lubna Mahmoud Mohammad																	
11	OBEIDAT Fallak Ali Mefleh	2/4	50		1/1	1/3					1/1	1/3						4
12	ABEDA Leema Nabeel Omar																	
15	ABUALNIL Reem Saeed Mohammad																	
19	AL HALABEIH Sara Tariq Mohammad	1/3	33		0/2	1/1						1/2		1				1
	Bench/Team																	
Total		16/32	50		9/18	4/8	0/3			3/3	5/11	11/23		1				30

Goalkeepers		Total Shots		INF Shots		SPS Shots		SPE Shots		DIG Shots		OSG Shots		ONP Shots		P6M Shots	
No	Name	S/S	%	S/S	%	S/S	%	S/S	%	S/S	%	S/S	%	S/S	%	S/S	%
1	OBEIDAT Ayah (M.W) Majed	13/27	48	1/1	100	9/16	56	3/8	37							0/2	0
Total		13/27	48	1/1	100	9/16	56	3/8	37							0/2	0

Teams Shots	Goals	Saves	Missed	Post	Total	%
Inflight Shots						
Spin Shots	9	9			18	50
Specialist Shots	4	4			8	50
Direct Shots		3			3	
Other Spectacular Shots						
One Point Shots						
Penalty Shots	3				3	100
Totals	16	16			32	50

Number of Attacks : 32    Scoring Efficiency : 50%

Offence		Defence	
	0/0 Right		3/4 Left
3/3 P6m	11/23 Center	7/20 Center	0/2 P6m
	5/11 Left	3/3 Right	

LEGEND							
%	Efficiency	1st	1st Suspension	2nd	2nd Suspension	C	Center Shots
DIG	Direct Shots	EX	Exclusions	G/S	Goals/Shots	INF	Inflight Shots
L	Left Shots	P6M	6 Meters Penalty Shots	R	Right Shots	RC	Red Card
MP	Matches Played	ONP	One Point Shots	OSG	Other Spectacular Shots	S/S	Saves/Shots
SPE	Specialist Shots	SPS	Spin Shots				



## Match Team Statistics

Thống kê đấu đồng đội

**JOR 2 - 0 IND**

( 13-12, 17-16 )

Game No: 43

Referees: HONGJUN Cao (CHN) / JIAN Xu (CHN)

### IND - India

Players		Shots									Position			Penalties				PTS
No	Name	G/S	%	INF	SPS	SPE	DIG	OSG	ONP	P6M	L	C	R	1st	2nd	RC	EX	
1	JYOTI Jyoti																	
2	SONIKA Sonika	0/1	0		0/1								0/1					
3	NEGI Varuni	7/10	70		3/4	4/6					1/1	6/6						14
4	DARSHAN Darshan	0/4	0		0/4						0/3	0/4	0/2	1				
5	SANJEETA Sanjeeta	0/1	0			0/1						0/1						
6	PRACHI Prachi	7/10	70	0/1	4/6	1/1				2/2		7/8						14
7	KUMARI Khushbu																	
8	SONIA Sonia																	
9	SAH Rupa													1				
10	HEMA Hema	0/1	0		0/1							0/1						
	Bench/Team																	
<b>Total</b>		14/27	51	0/1	7/16	5/8				2/2	1/4	13/20	0/3	2				28

Goalkeepers		Total Shots		INF Shots		SPS Shots		SPE Shots		DIG Shots		OSG Shots		ONP Shots		P6M Shots	
No	Name	S/S	%	S/S	%	S/S	%	S/S	%	S/S	%	S/S	%	S/S	%	S/S	%
8	SONIA Sonia	16/32	50			9/18	50	4/8	50	3/3	100					0/3	0
1	JYOTI Jyoti																
<b>Total</b>		16/32	50			9/18	50	4/8	50	3/3	100					0/3	0

Teams Shots	Goals	Saves	Missed	Post	Total	%
Inflight Shots		1			1	
Spin Shots	7	9			16	43
Specialist Shots	5	3			8	62
Direct Shots						
Other Spectacular Shots						
One Point Shots						
Penalty Shots	2				2	100
<b>Totals</b>	14	13			27	51

Number of Attacks : 27    Scoring Efficiency : 51%

Offence		Defence	
	0/3 <b>Right</b>		6/11 <b>Left</b>
2/2 <b>P6m</b>	13/20 <b>Center</b>	12/23 <b>Center</b>	0/3 <b>P6m</b>
	1/4 <b>Left</b>		0/0 <b>Right</b>

LEGEND							
%	Efficiency	1st	1st Suspension	2nd	2nd Suspension	C	Center Shots
DIG	Direct Shots	EX	Exclusions	G/S	Goals/Shots	INF	Inflight Shots
L	Left Shots	P6M	6 Meters Penalty Shots	R	Right Shots	RC	Red Card
MP	Matches Played	ONP	One Point Shots	OSG	Other Spectacular Shots	S/S	Saves/Shots
SPE	Specialist Shots	SPS	Spin Shots				



## Match Team Statistics

Thống kê đấu đồng đội

**JPN 0 - 2 HKG**

( 14-19, 16-23 )

Game No: 44

Referees: SAJEDI Abdollah (IRI) / MAHMOUDI Ahmadreza (IRI)

### JPN - Japan

Players		Shots									Position			Penalties				PTS
No	Name	G/S	%	INF	SPS	SPE	DIG	OSG	ONP	P6M	L	C	R	1st	2nd	RC	EX	
1	NAKAYA Kaori	4/7	57		4/7						2/2	2/6						6
2	ODA Mai																	
3	KUTSUKAKE Erina																	
4	TANIKAWA Shoko	8/9	88		4/5	4/4					1/1	7/9						16
5	TABATA Runa	2/3	66	1/1	1/2						0/2	2/2						4
6	SANADA Midori	2/5	40		2/5						1/2	1/5						4
7	OGASAWARA Azusa																	
8	SHIBATA Mao																	
9	FUKUZAWA Ayaka	0/1	0		0/1						0/1							
10	KATSUDA Saaya																	
	Bench/Team																	
Total		16/25	64	1/1	11/20	4/4					4/8	12/22						30

Goalkeepers		Total Shots		INF Shots		SPS Shots		SPE Shots		DIG Shots		OSG Shots		ONP Shots		P6M Shots	
No	Name	S/S	%	S/S	%	S/S	%	S/S	%	S/S	%	S/S	%	S/S	%	S/S	%
9	FUKUZAWA Ayaka	0/23	0			0/22	0	0/1	0								
7	OGASAWARA Azusa																
<b>Total</b>		0/23	0			0/22	0	0/1	0								

Teams Shots	Goals	Saves	Missed	Post	Total	%
Inflight Shots	1				1	100
Spin Shots	11	3	6		20	55
Specialist Shots	4				4	100
Direct Shots						
Other Spectacular Shots						
One Point Shots						
Penalty Shots						
<b>Totals</b>	16	3	6		25	64

Number of Attacks : 25    Scoring Efficiency : 64%

Offence		Defence	
	0/0 <b>Right</b>		0/4 <b>Left</b>
0/0 <b>P6m</b>	12/22 <b>Center</b>	7/25 <b>Center</b>	0/0 <b>P6m</b>
	4/8 <b>Left</b>		0/1 <b>Right</b>

LEGEND							
%	Efficiency	1st	1st Suspension	2nd	2nd Suspension	C	Center Shots
DIG	Direct Shots	EX	Exclusions	G/S	Goals/Shots	INF	Inflight Shots
L	Left Shots	P6M	6 Meters Penalty Shots	R	Right Shots	RC	Red Card
MP	Matches Played	ONP	One Point Shots	OSG	Other Spectacular Shots	S/S	Saves/Shots
SPE	Specialist Shots	SPS	Spin Shots				





## Match Team Statistics

Thống kê đấu đồng đội

JPN 0 - 2 HKG

( 14-19, 16-23 )

Game No: 44

Referees: SAJEDI Abdollah (IRI) / MAHMOUDI Ahmadreza (IRI)

### HKG - Hong Kong, China

Players		Shots									Position			Penalties				PTS
No	Name	G/S	%	INF	SPS	SPE	DIG	OSG	ONP	P6M	L	C	R	1st	2nd	RC	EX	
1	TO Yuen Pik	1/1	100		1/1							1/1						1
2	YIP Nga Man	2/2	100		1/1	1/1					1/1	1/1		1	1			4
4	SUM Ming Yee	3/3	100		3/3							3/3						4
9	CHAN Kam Ling	3/4	75		3/4							3/4		1				6
13	CHUNG Ka Yu																	
16	TSANG Ching Man	7/8	87		7/8						1/1	6/8						13
17	CHOW Pui Yee																	
25	LAM Tsz Yan	4/6	66		4/6							3/5	1/1					8
31	LAM Wai Yu	2/3	66		2/3						1/1	1/3						4
71	WONG Yee Ting	1/1	100		1/1						1/1							2
	Bench/Team																	
Total		23/28	82		22/27	1/1					4/4	18/25	1/1	2	1			42

Goalkeepers		Total Shots		INF Shots		SPS Shots		SPE Shots		DIG Shots		OSG Shots		ONP Shots		P6M Shots	
No	Name	S/S	%	S/S	%	S/S	%	S/S	%	S/S	%	S/S	%	S/S	%	S/S	%
13	CHUNG Ka Yu																
1	TO Yuen Pik	3/19	15	0/1	0	3/14	21	0/4	0								
Total		3/19	15	0/1	0	3/14	21	0/4	0								

Teams Shots	Goals	Saves	Missed	Post	Total	%
Inflight Shots						
Spin Shots	22		5		27	81
Specialist Shots	1				1	100
Direct Shots						
Other Spectacular Shots						
One Point Shots						
Penalty Shots						
Totals	23		5		28	82

Number of Attacks : 28    Scoring Efficiency : 82%

Offence		Defence	
	1/1 Right		4/8 Left
0/0 P6m	18/25 Center	10/22 Center	0/0 P6m
	4/4 Left		0/0 Right

### LEGEND

%	Efficiency	1st	1st Suspension	2nd	2nd Suspension	C	Center Shots
DIG	Direct Shots	EX	Exclusions	G/S	Goals/Shots	INF	Inflight Shots
L	Left Shots	P6M	6 Meters Penalty Shots	R	Right Shots	RC	Red Card
MP	Matches Played	ONP	One Point Shots	OSG	Other Spectacular Shots	S/S	Saves/Shots
SPE	Specialist Shots	SPS	Spin Shots				



## Match Team Statistics

Thống kê đấu đồng đội

JOR 0 - 2 TPE

( 15-20, 7-20 )

Game No: 7

Referees: AL-YAZEEDI Ali (QAT) / MOHAMMED S H AL-HAIL Khalid (QAT)

### JOR - Jordan

Players		Shots									Position			Penalties				PTS
No	Name	G/S	%	INF	SPS	SPE	DIG	OSG	ONP	P6M	L	C	R	1st	2nd	RC	EX	
1	OBEIDAT Ayah (M.W) Majed																	
3	AL RAWASHDEH Nahed Methqal Ali	4/5	80	1/1	3/4						1/4	3/3						7
5	NASER Roa'a Ahmad Zohdi	2/2	100	1/1	1/1						1/1	1/1						4
8	KHDEIR Layla Mazen Adel	1/2	50		1/2							1/2						1
9	ALASH Hanadi Ziad (Mohammad Ali	3/3	100	1/1	2/2							3/3		1				6
10	SALAMEH Lubna Mahmoud Mohammad	1/2	50		1/2							1/2						2
11	OBEIDAT Fallak Ali Mefleh	1/2	50	0/1	1/1						1/1	0/1						2
12	ABEDA Leema Nabeel Omar																	
15	ABUALNIL Reem Saeed Mohammad																	
19	AL HALABEIH Sara Tariq Mohammad																	
	Bench/Team																	
Total		12/16	75	3/4	9/12						3/6	9/12		1				22

Goalkeepers		Total Shots		INF Shots		SPS Shots		SPE Shots		DIG Shots		OSG Shots		ONP Shots		P6M Shots	
No	Name	S/S	%	S/S	%	S/S	%	S/S	%	S/S	%	S/S	%	S/S	%	S/S	%
1	OBEIDAT Ayah (M.W) Majed	4/15	26	0/2	0	3/8	37	0/1	0	0/2	0					1/2	50
Total		4/15	26	0/2	0	3/8	37	0/1	0	0/2	0					1/2	50

Teams Shots	Goals	Saves	Missed	Post	Total	%
Inflight Shots	3	1			4	75
Spin Shots	9	3			12	75
Specialist Shots						
Direct Shots						
Other Spectacular Shots						
One Point Shots						
Penalty Shots						
Totals	12	4			16	75

Number of Attacks : 16    Scoring Efficiency : 75%

Offence		Defence	
	0/0 Right		0/1 Left
0/0 P6m	9/12 Center	4/23 Center	1/2 P6m
	3/6 Left		2/2 Right

LEGEND							
%	Efficiency	1st	1st Suspension	2nd	2nd Suspension	C	Center Shots
DIG	Direct Shots	EX	Exclusions	G/S	Goals/Shots	INF	Inflight Shots
L	Left Shots	P6M	6 Meters Penalty Shots	R	Right Shots	RC	Red Card
MP	Matches Played	ONP	One Point Shots	OSG	Other Spectacular Shots	S/S	Saves/Shots
SPE	Specialist Shots	SPS	Spin Shots				



## Match Team Statistics

Thống kê đấu đồng đội

**JOR 0 - 2 TPE**

( 15-20, 7-20 )

Game No: 7

Referees: AL-YAZEEDI Ali (QAT) / MOHAMMED S H AL-HAIL Khalid (QAT)

### TPE - Chinese Taipei

Players		Shots									Position			Penalties				PTS
No	Name	G/S	%	INF	SPS	SPE	DIG	OSG	ONP	P6M	L	C	R	1st	2nd	RC	EX	
6	HUANG Wei-Jung	5/5	100		1/1	1/1	3/3					5/5						10
7	SHIH Wei-Ju	5/5	100	2/2	2/2	1/1					1/1	4/4						10
8	CHEN Szu-Yu	1/1	100		1/1							1/1						2
10	CHENG Tzu-Ping																	
13	WANG Yu-Fen	1/1	100		1/1							1/1						2
14	CHENG Ya-Fang	0/3	0		0/3							0/3						
15	CHU Chiu-En	4/4	100		4/4							4/4						8
17	CHEN Te-Jung	1/2	50							1/2		1/2						2
20	CHIEN Chen-Chen	2/2	100		2/2							2/2						4
30	TSAI Tzu-Hsuan	1/2	50		1/2							1/1	0/2					2
	Bench/Team																	
Total		20/25	80	2/2	12/16	2/2	3/3			1/2	1/1	19/23	0/2					40

Goalkeepers		Total Shots		INF Shots		SPS Shots		SPE Shots		DIG Shots		OSG Shots		ONP Shots		P6M Shots	
No	Name	S/S	%	S/S	%	S/S	%	S/S	%	S/S	%	S/S	%	S/S	%	S/S	%
6	HUANG Wei-Jung	4/16	25	1/4	25	3/12	25										
<b>Total</b>		4/16	25	1/4	25	3/12	25										

Teams Shots	Goals	Saves	Missed	Post	Total	%
Inflight Shots	2				2	100
Spin Shots	12	3		1	16	75
Specialist Shots	2				2	100
Direct Shots	3				3	100
Other Spectacular Shots						
One Point Shots						
Penalty Shots	1	1			2	50
<b>Totals</b>	20	4		1	25	80

Number of Attacks : 25    Scoring Efficiency : 80%

Offence		Defence	
	0/2 <b>Right</b>		3/6 <b>Left</b>
1/2 <b>P6m</b>	19/23 <b>Center</b>	3/12 <b>Center</b>	0/0 <b>P6m</b>
	1/1 <b>Left</b>		0/0 <b>Right</b>

### LEGEND

%	Efficiency	1st	1st Suspension	2nd	2nd Suspension	C	Center Shots
DIG	Direct Shots	EX	Exclusions	G/S	Goals/Shots	INF	Inflight Shots
L	Left Shots	P6M	6 Meters Penalty Shots	R	Right Shots	RC	Red Card
MP	Matches Played	ONP	One Point Shots	OSG	Other Spectacular Shots	S/S	Saves/Shots
SPE	Specialist Shots	SPS	Spin Shots				



## Match Team Statistics

Thống kê đấu đồng đội

HKG 0 - 2 TPE

( 16-17, 18-19 )

Game No: 10

Referees: SAJEDI Abdollah (IRI) / MAHMOUDI Ahmadreza (IRI)

### HKG - Hong Kong, China

Players		Shots									Position			Penalties				PTS
No	Name	G/S	%	INF	SPS	SPE	DIG	OSG	ONP	P6M	L	C	R	1st	2nd	RC	EX	
1	TO Yuen Pik																	
2	YIP Nga Man	5/7	71	1/1	4/6						1/5	4/5						8
4	SUM Ming Yee	2/3	66		1/1		1/2					2/2						4
9	CHAN Kam Ling	4/6	66	1/2	3/4						2/2	2/3						6
13	CHUNG Ka Yu																	
16	TSANG Ching Man	3/5	60		1/3					2/2	0/1	3/4						6
17	CHOW Pui Yee													1				
25	LAM Tsz Yan	2/2	100		2/2							2/2						4
31	LAM Wai Yu	2/2	100		1/1		1/1					1/1	1/1					4
71	WONG Yee Ting	1/3	33		1/3							1/3						2
	Bench/Team																	
Total		19/28	67	2/3	13/20		2/3			2/2	3/8	15/20	1/1	1				34

Goalkeepers		Total Shots		INF Shots		SPS Shots		SPE Shots		DIG Shots		OSG Shots		ONP Shots		P6M Shots	
No	Name	S/S	%	S/S	%	S/S	%	S/S	%	S/S	%	S/S	%	S/S	%	S/S	%
13	CHUNG Ka Yu	3/23	13			0/15	0	0/1	0	2/6	33					1/1	100
1	TO Yuen Pik																
Total		3/23	13			0/15	0	0/1	0	2/6	33					1/1	100

Teams Shots	Goals	Saves	Missed	Post	Total	%
Inflight Shots	2		1		3	66
Spin Shots	13	2	4	1	20	65
Specialist Shots						
Direct Shots	2	1			3	66
Other Spectacular Shots						
One Point Shots						
Penalty Shots	2				2	100
Totals	19	3	5	1	28	67

Number of Attacks : 28    Scoring Efficiency : 67%

Offence		Defence	
	1/1 Right		0/0 Left
2/2 P6m	15/20 Center	2/21 Center	1/1 P6m
	3/8 Left		1/2 Right

### LEGEND

%	Efficiency	1st	1st Suspension	2nd	2nd Suspension	C	Center Shots
DIG	Direct Shots	EX	Exclusions	G/S	Goals/Shots	INF	Inflight Shots
L	Left Shots	P6M	6 Meters Penalty Shots	R	Right Shots	RC	Red Card
MP	Matches Played	ONP	One Point Shots	OSG	Other Spectacular Shots	S/S	Saves/Shots
SPE	Specialist Shots	SPS	Spin Shots				



## Match Team Statistics

Thống kê đấu đồng đội

HKG 0 - 2 TPE

( 16-17, 18-19 )

Game No: 10

Referees: SAJEDI Abdollah (IRI) / MAHMOUDI Ahmadreza (IRI)

### TPE - Chinese Taipei

Players		Shots									Position			Penalties				PTS
No	Name	G/S	%	INF	SPS	SPE	DIG	OSG	ONP	P6M	L	C	R	1st	2nd	RC	EX	
6	HUANG Wei-Jung																	
7	SHIH Wei-Ju	4/7	57		1/2		3/5					3/6	1/1					8
8	CHEN Szu-Yu	0/1	0							0/1		0/1						
10	CHENG Tzu-Ping	2/2	100		2/2							2/2						4
13	WANG Yu-Fen	2/2	100		2/2							2/2						4
14	CHENG Ya-Fang																	
15	CHU Chiu-En																	
17	CHEN Te-Jung																	
20	CHIEN Chen-Chen	8/10	80		6/7	1/1	1/2					8/6						13
30	TSAI Tzu-Hsuan	4/5	80		4/4		0/1					4/4	0/1					7
	Bench/Team																	
Total		20/27	74		15/17	1/1	4/8			0/1		19/21	1/2					36

Goalkeepers		Total Shots		INF Shots		SPS Shots		SPE Shots		DIG Shots		OSG Shots		ONP Shots		P6M Shots	
No	Name	S/S	%	S/S	%	S/S	%	S/S	%	S/S	%	S/S	%	S/S	%	S/S	%
6	HUANG Wei-Jung	3/22	13	0/2	0	2/15	13			1/3	33					0/2	0
Total		3/22	13	0/2	0	2/15	13			1/3	33					0/2	0

Teams Shots	Goals	Saves	Missed	Post	Total	%
Inflight Shots						
Spin Shots	15		2		17	88
Specialist Shots	1				1	100
Direct Shots	4	2	1	1	8	50
Other Spectacular Shots						
One Point Shots						
Penalty Shots		1			1	
Totals	20	3	3	1	27	74

Number of Attacks : 27    Scoring Efficiency : 74%

Offence		Defence	
	1/2 Right		5/8 Left
0/1 P6m	19/21 Center	5/20 Center	0/2 P6m
	0/0 Left		0/1 Right

### LEGEND

%	Efficiency	1st	1st Suspension	2nd	2nd Suspension	C	Center Shots
DIG	Direct Shots	EX	Exclusions	G/S	Goals/Shots	INF	Inflight Shots
L	Left Shots	P6M	6 Meters Penalty Shots	R	Right Shots	RC	Red Card
MP	Matches Played	ONP	One Point Shots	OSG	Other Spectacular Shots	S/S	Saves/Shots
SPE	Specialist Shots	SPS	Spin Shots				



## Match Team Statistics

Thống kê đấu đồng đội

**JOR 0 - 2 VIE**

( 6-20, 16-19 )

Game No: 17

Referees: HONGJUN Cao (CHN) / JIAN Xu (CHN)

### JOR - Jordan

Players		Shots									Position			Penalties				PTS
No	Name	G/S	%	INF	SPS	SPE	DIG	OSG	ONP	P6M	L	C	R	1st	2nd	RC	EX	
1	OBEIDAT Ayah (M.W) Majed																	
3	AL RAWASHDEH Nahed Methqal Ali	1/2	50		1/2						1/1	0/2						2
5	NASER Roa'a Ahmad Zohdi	7/10	70	0/1	6/8	1/1						5/8	2/2	1				12
8	KHDEIR Layla Mazen Adel	0/1	0		0/1							0/1						
9	ALASH Hanadi Ziad (Mohammad Ali	1/7	14		1/7							0/6	1/1					2
10	SALAMEH Lubna Mahmoud Mohammad													1				
11	OBEIDAT Fallak Ali Mefleh	3/3	100		2/2	1/1						3/3						6
12	ABEDA Leema Nabeel Omar																	
15	ABUALNIL Reem Saeed Mohammad																	
19	AL HALABEIH Sara Tariq Mohammad																	
	Bench/Team																	
<b>Total</b>		12/23	52	0/1	10/20	2/2					1/1	8/20	3/3	2				22

Goalkeepers		Total Shots		INF Shots		SPS Shots		SPE Shots		DIG Shots		OSG Shots		ONP Shots		P6M Shots	
No	Name	S/S	%	S/S	%	S/S	%	S/S	%	S/S	%	S/S	%	S/S	%	S/S	%
1	OBEIDAT Ayah (M.W) Majed	7/27	25	0/2	0	1/8	12	6/12	50							0/5	0
<b>Total</b>		7/27	25	0/2	0	1/8	12	6/12	50							0/5	0

Teams Shots	Goals	Saves	Missed	Post	Total	%
Inflight Shots		1			1	
Spin Shots	10	8	1	1	20	50
Specialist Shots	2				2	100
Direct Shots						
Other Spectacular Shots						
One Point Shots						
Penalty Shots						
<b>Totals</b>	12	9	1	1	23	52

Number of Attacks : 23    Scoring Efficiency : 52%

Offence		Defence	
	3/3 <b>Right</b>		2/3 <b>Left</b>
0/0 <b>P6m</b>	8/20 <b>Center</b>	-3/12 <b>Center</b>	0/5 <b>P6m</b>
	1/1 <b>Left</b>		0/4 <b>Right</b>

LEGEND							
%	Efficiency	1st	1st Suspension	2nd	2nd Suspension	C	Center Shots
DIG	Direct Shots	EX	Exclusions	G/S	Goals/Shots	INF	Inflight Shots
L	Left Shots	P6M	6 Meters Penalty Shots	R	Right Shots	RC	Red Card
MP	Matches Played	ONP	One Point Shots	OSG	Other Spectacular Shots	S/S	Saves/Shots
SPE	Specialist Shots	SPS	Spin Shots				



## Match Team Statistics

Thống kê đấu đồng đội

**JOR 0 - 2 VIE**

( 6-20, 16-19 )

Game No: 17

Referees: HONGJUN Cao (CHN) / JIAN Xu (CHN)

### VIE - Vietnam

Players		Shots									Position			Penalties				PTS
No	Name	G/S	%	INF	SPS	SPE	DIG	OSG	ONP	P6M	L	C	R	1st	2nd	RC	EX	
1	NGUYEN THANH Huyen																	
2	LU NGOC Trinh	3/6	50		2/3	1/3					0/2	3/4						6
4	CHAU NGOC THUY Dung																	
5	le THI THANH Phung	1/2	50		1/1	0/1					1/1	0/1						2
6	NGUYEN KIM Oanh	1/1	100		1/1							1/1						1
7	HA THI Hanh	2/5	40		0/1	2/4						2/2						4
8	DAM THI THANH Huyen	10/12	83	1/1	1/2	3/4				5/5		8/3	2/2					20
9	NGUYEN THI KIM Thu	3/4	75	1/1	2/2	0/1						1/1	2/2					6
12	TRAN THI Sen																	
18	NGUYEN THI TRA My																	
	Bench/Team																	
<b>Total</b>		20/30	66	2/2	7/10	6/13				5/5	1/3	15/12	4/4					39

Goalkeepers		Total Shots		INF Shots		SPS Shots		SPE Shots		DIG Shots		OSG Shots		ONP Shots		P6M Shots	
No	Name	S/S	%	S/S	%	S/S	%	S/S	%	S/S	%	S/S	%	S/S	%	S/S	%
12	TRAN THI Sen																
1	NGUYEN THANH Huyen	9/21	42	1/1	100	8/18	44	0/2	0								
<b>Total</b>		9/21	42	1/1	100	8/18	44	0/2	0								

Teams Shots	Goals	Saves	Missed	Post	Total	%
Inflight Shots	2				2	100
Spin Shots	7	1	1	1	10	70
Specialist Shots	6	6	1		13	46
Direct Shots						
Other Spectacular Shots						
One Point Shots						
Penalty Shots	5				5	100
<b>Totals</b>	20	7	2	1	30	66

Number of Attacks : 30    Scoring Efficiency : 66%

Offence		Defence	
	4/4 <b>Right</b>		0/1 <b>Left</b>
5/5 <b>P6m</b>	15/12 <b>Center</b>	12/20 <b>Center</b>	0/0 <b>P6m</b>
	1/3 <b>Left</b>		0/3 <b>Right</b>

LEGEND							
%	Efficiency	1st	1st Suspension	2nd	2nd Suspension	C	Center Shots
DIG	Direct Shots	EX	Exclusions	G/S	Goals/Shots	INF	Inflight Shots
L	Left Shots	P6M	6 Meters Penalty Shots	R	Right Shots	RC	Red Card
MP	Matches Played	ONP	One Point Shots	OSG	Other Spectacular Shots	S/S	Saves/Shots
SPE	Specialist Shots	SPS	Spin Shots				





## Match Team Statistics

Thống kê đấu đồng đội

JOR 2 - 0 HKG

( 17-16, 12-10 )

Game No: 21

Referees: KHLANGDIT Kitisak (THA) / BANDITPIBOON Sompop (THA)

### JOR - Jordan

Players		Shots									Position			Penalties				PTS
No	Name	G/S	%	INF	SPS	SPE	DIG	OSG	ONP	P6M	L	C	R	1st	2nd	RC	EX	
1	OBEIDAT Ayah (M.W) Majed	1/1	100		1/1							1/1						2
3	AL RAWASHDEH Nahed Methqal Ali	8/11	72	1/1	5/8					2/2	1/1	7/8						13
5	NASER Roa'a Ahmad Zohdi	3/6	50		2/5		1/1					3/5						4
8	KHDEIR Layla Mazen Adel	4/5	80		3/4		1/1					4/5						6
9	ALASH Hanadi Ziad (Mohammad Ali																	
10	SALAMEH Lubna Mahmoud Mohammad	0/1	0		0/1							0/1						
11	OBEIDAT Fallak Ali Mefleh	1/2	50		0/1		1/1					1/2						2
12	ABEDA Leema Nabeel Omar																	
15	ABUALNIL Reem Saeed Mohammad																	
19	AL HALABEIH Sara Tariq Mohammad	1/2	50		1/2							1/2						2
	Bench/Team																	
<b>Total</b>		18/28	64	1/1	12/22		3/3			2/2	1/1	17/24						29

Goalkeepers		Total Shots		INF Shots		SPS Shots		SPE Shots		DIG Shots		OSG Shots		ONP Shots		P6M Shots	
No	Name	S/S	%	S/S	%	S/S	%	S/S	%	S/S	%	S/S	%	S/S	%	S/S	%
1	OBEIDAT Ayah (M.W) Majed	15/28	53			9/20	45			6/8	75						
<b>Total</b>		15/28	53			9/20	45			6/8	75						

Teams Shots	Goals	Saves	Missed	Post	Total	%
Inflight Shots	1				1	100
Spin Shots	12	10			22	54
Specialist Shots						
Direct Shots	3				3	100
Other Spectacular Shots						
One Point Shots						
Penalty Shots	2				2	100
<b>Totals</b>	18	10			28	64

Number of Attacks : 28    Scoring Efficiency : 64%

Offence		Defence	
	0/0 Right		0/0 Left
2/2 P6m	17/24 Center	2/15 Center	0/0 P6m
	1/1 Left		0/0 Right

LEGEND							
%	Efficiency	1st	1st Suspension	2nd	2nd Suspension	C	Center Shots
DIG	Direct Shots	EX	Exclusions	G/S	Goals/Shots	INF	Inflight Shots
L	Left Shots	P6M	6 Meters Penalty Shots	R	Right Shots	RC	Red Card
MP	Matches Played	ONP	One Point Shots	OSG	Other Spectacular Shots	S/S	Saves/Shots
SPE	Specialist Shots	SPS	Spin Shots				



## Match Team Statistics

Thống kê đấu đồng đội

JOR 2 - 0 HKG

( 17-16, 12-10 )

Game No: 21

Referees: KHLANGDIT Kitisak (THA) / BANDITPIBOON Sompop (THA)

### HKG - Hong Kong, China

Players		Shots									Position			Penalties				PTS
No	Name	G/S	%	INF	SPS	SPE	DIG	OSG	ONP	P6M	L	C	R	1st	2nd	RC	EX	
1	TO Yuen Pik																	
2	YIP Nga Man	3/4	75		3/4							3/4						6
4	SUM Ming Yee																	
9	CHAN Kam Ling													1				
13	CHUNG Ka Yu																	
16	TSANG Ching Man	4/8	50		4/7		0/1					4/1						8
17	CHOW Pui Yee													1				
25	LAM Tsz Yan	2/6	33		2/3		0/3					2/3						4
31	LAM Wai Yu	2/6	33		1/3		1/3					2/3						4
71	WONG Yee Ting	2/4	50		1/3		1/1					2/4						4
	Bench/Team																	
Total		13/28	46		11/20		2/8					13/15		2				26

Goalkeepers		Total Shots		INF Shots		SPS Shots		SPE Shots		DIG Shots		OSG Shots		ONP Shots		P6M Shots	
No	Name	S/S	%	S/S	%	S/S	%	S/S	%	S/S	%	S/S	%	S/S	%	S/S	%
13	CHUNG Ka Yu	2/5	40	0/1	0	2/4	50										
1	TO Yuen Pik	8/22	36			8/18	44			0/2	0					0/2	0
Total		10/27	37	0/1	0	10/22	45			0/2	0					0/2	0

Teams Shots	Goals	Saves	Missed	Post	Total	%
Inflight Shots						
Spin Shots	11	9			20	55
Specialist Shots						
Direct Shots	2	6			8	25
Other Spectacular Shots						
One Point Shots						
Penalty Shots						
Totals	13	15			28	46

Number of Attacks : 28    Scoring Efficiency : 46%

Offence		Defence	
	0/0 Right		0/1 Left
0/0 P6m	13/15 Center	7/24 Center	0/2 P6m
	0/0 Left		0/0 Right

LEGEND							
%	Efficiency	1st	1st Suspension	2nd	2nd Suspension	C	Center Shots
DIG	Direct Shots	EX	Exclusions	G/S	Goals/Shots	INF	Inflight Shots
L	Left Shots	P6M	6 Meters Penalty Shots	R	Right Shots	RC	Red Card
MP	Matches Played	ONP	One Point Shots	OSG	Other Spectacular Shots	S/S	Saves/Shots
SPE	Specialist Shots	SPS	Spin Shots				



## Match Team Statistics

Thống kê đấu đồng đội

**HKG 0 - 2 VIE**

( 10-18, 10-17 )

Game No: 32

Referees: GHULOOM BAQER Fadhil Ahmed (UAE) / SALEM HASSAN MOHAMMAD Ismail (UAE)

### HKG - Hong Kong, China

Players		Shots									Position			Penalties				PTS
No	Name	G/S	%	INF	SPS	SPE	DIG	OSG	ONP	P6M	L	C	R	1st	2nd	RC	EX	
1	TO Yuen Pik																	
2	YIP Nga Man	2/4	50		2/4						1/1		1/4					4
4	SUM Ming Yee	1/2	50	1/2								0/2	1/1	1				2
9	CHAN Kam Ling	2/2	100		2/2						1/1		1/1					4
13	CHUNG Ka Yu																	
16	TSANG Ching Man	2/4	50		1/2		0/1			1/1	1/1	1/2						4
17	CHOW Pui Yee																	
25	LAM Tsz Yan	1/5	20	1/1	0/4						0/4	1/1	0/2					2
31	LAM Wai Yu	2/6	33	2/5			0/1					2/5	0/4					4
71	WONG Yee Ting																	
	Bench/Team																	
<b>Total</b>		10/23	43	4/8	5/12		0/2			1/1	3/7	4/10	3/12	1				20

Goalkeepers		Total Shots		INF Shots		SPS Shots		SPE Shots		DIG Shots		OSG Shots		ONP Shots		P6M Shots	
No	Name	S/S	%	S/S	%	S/S	%	S/S	%	S/S	%	S/S	%	S/S	%	S/S	%
13	CHUNG Ka Yu	8/25	32	3/9	33	4/11	36			0/1	0	1/2	50			0/2	0
1	TO Yuen Pik	0/1	0			0/1	0										
<b>Total</b>		8/26	30	3/9	33	4/12	33			0/1	0	1/2	50			0/2	0

Teams Shots	Goals	Saves	Missed	Post	Total	%
Inflight Shots	4	1	1	2	8	50
Spin Shots	5	7			12	41
Specialist Shots						
Direct Shots		2			2	
Other Spectacular Shots						
One Point Shots						
Penalty Shots	1				1	100
<b>Totals</b>	10	10	1	2	23	43

Number of Attacks : 23    Scoring Efficiency : 43%

Offence		Defence	
	3/12 Right		5/7 Left
1/1 P6m	4/10 Center	3/12 Center	0/2 P6m
	3/7 Left		4/11 Right

LEGEND							
%	Efficiency	1st	1st Suspension	2nd	2nd Suspension	C	Center Shots
DIG	Direct Shots	EX	Exclusions	G/S	Goals/Shots	INF	Inflight Shots
L	Left Shots	P6M	6 Meters Penalty Shots	R	Right Shots	RC	Red Card
MP	Matches Played	ONP	One Point Shots	OSG	Other Spectacular Shots	S/S	Saves/Shots
SPE	Specialist Shots	SPS	Spin Shots				



## Match Team Statistics

Thống kê đấu đồng đội

**HKG 0 - 2 VIE**

( 10-18, 10-17 )

Game No: 32

Referees: GHULOOM BAQER Fadhil Ahmed (UAE) / SALEM HASSAN MOHAMMAD Ismail (UAE)

### VIE - Vietnam

Players		Shots									Position			Penalties				PTS
No	Name	G/S	%	INF	SPS	SPE	DIG	OSG	ONP	P6M	L	C	R	1st	2nd	RC	EX	
1	NGUYEN THANH Huyen																	
2	LU NGOC Trinh	3/7	42	0/1	3/5			0/1			0/4	1/2	2/4					6
4	CHAU NGOC THUY Dung																	
5	le THI THANH Phung	2/3	66	1/1	1/2								2/3					4
6	NGUYEN KIM Oanh	2/2	100							2/2		2/2		1	1			4
7	HA THI Hanh	3/4	75	3/4								3/4						6
8	DAM THI THANH Huyen	4/5	80	1/1	2/3			1/1			1/1	2/2	1/2					7
9	NGUYEN THI KIM Thu	4/6	66	1/2	2/3		1/1				1/2	1/2	2/2					8
12	TRAN THI Sen																	
18	NGUYEN THI TRA My																	
	Bench/Team																	
<b>Total</b>		18/27	66	6/9	8/13		1/1	1/2		2/2	2/7	9/12	7/11	1	1			35

Goalkeepers		Total Shots		INF Shots		SPS Shots		SPE Shots		DIG Shots		OSG Shots		ONP Shots		P6M Shots	
No	Name	S/S	%	S/S	%	S/S	%	S/S	%	S/S	%	S/S	%	S/S	%	S/S	%
12	TRAN THI Sen																
1	NGUYEN THANH Huyen	10/19	52	1/4	25	7/12	58			2/2	100					0/1	0
<b>Total</b>		10/19	52	1/4	25	7/12	58			2/2	100					0/1	0

Teams Shots	Goals	Saves	Missed	Post	Total	%
Inflight Shots	6	3			9	66
Spin Shots	8	4	1		13	61
Specialist Shots						
Direct Shots	1				1	100
Other Spectacular Shots	1	1			2	50
One Point Shots						
Penalty Shots	2				2	100
<b>Totals</b>	18	8	1		27	66

Number of Attacks : 27    Scoring Efficiency : 66%

Offence		Defence	
	7/11 <b>Right</b>		4/7 <b>Left</b>
2/2 <b>P6m</b>	9/12 <b>Center</b>	6/10 <b>Center</b>	0/1 <b>P6m</b>
	2/7 <b>Left</b>		9/12 <b>Right</b>

LEGEND							
%	Efficiency	1st	1st Suspension	2nd	2nd Suspension	C	Center Shots
DIG	Direct Shots	EX	Exclusions	G/S	Goals/Shots	INF	Inflight Shots
L	Left Shots	P6M	6 Meters Penalty Shots	R	Right Shots	RC	Red Card
MP	Matches Played	ONP	One Point Shots	OSG	Other Spectacular Shots	S/S	Saves/Shots
SPE	Specialist Shots	SPS	Spin Shots				



## Match Team Statistics

Thống kê đấu đồng đội

**VIE 2 - 1 TPE**

( 23-12, 18-20, 7-4 )

Game No: 40

Referees: KASSEM Moukachar (LIB) / MOHAMAD ZIAD Mansour (LIB)

### VIE - Vietnam

Players		Shots									Position			Penalties				PTS
No	Name	G/S	%	INF	SPS	SPE	DIG	OSG	ONP	P6M	L	C	R	1st	2nd	RC	EX	
1	NGUYEN THANH Huyen																	
2	LU NGOC Trinh	2/6	33		2/6						0/1		2/6					4
4	CHAU NGOC THUY Dung																	
5	le THI THANH Phung	8/12	66	1/1	7/10					0/1		1/1	7/10					16
6	NGUYEN KIM Oanh	2/2	100							2/2		2/2		1				4
7	HA THI Hanh	3/6	50	2/3			0/2			1/1		2/3	1/1					6
8	DAM THI THANH Huyen	5/5	100		4/4					1/1		4/4	1/1					8
9	NGUYEN THI KIM Thu	5/6	83		4/5					1/1	2/2	2/2	1/5					10
12	TRAN THI Sen																	
18	NGUYEN THI TRA My																	
	Bench/Team																	
<b>Total</b>		25/37	67	3/4	17/25		0/2			5/6	2/3	11/12	12/23	1				48

Goalkeepers		Total Shots		INF Shots		SPS Shots		SPE Shots		DIG Shots		OSG Shots		ONP Shots		P6M Shots	
No	Name	S/S	%	S/S	%	S/S	%	S/S	%	S/S	%	S/S	%	S/S	%	S/S	%
12	TRAN THI Sen																
1	NGUYEN THANH Huyen	9/27	33	1/3	33	3/15	20			2/3	66					3/6	50
<b>Total</b>		9/27	33	1/3	33	3/15	20			2/3	66					3/6	50

Teams Shots	Goals	Saves	Missed	Post	Total	%
Inflight Shots	3	1			4	75
Spin Shots	17	5	2	1	25	68
Specialist Shots						
Direct Shots		1	1		2	
Other Spectacular Shots						
One Point Shots						
Penalty Shots	5	1			6	83
<b>Totals</b>	25	8	3	1	37	67

Number of Attacks : 37    Scoring Efficiency : 67%

Offence		Defence	
	12/23 <b>Right</b>		1/4 <b>Left</b>
5/6 <b>P6m</b>	11/12 <b>Center</b>	12/21 <b>Center</b>	4/7 <b>P6m</b>
	2/3 <b>Left</b>		-1/5 <b>Right</b>

LEGEND							
%	Efficiency	1st	1st Suspension	2nd	2nd Suspension	C	Center Shots
DIG	Direct Shots	EX	Exclusions	G/S	Goals/Shots	INF	Inflight Shots
L	Left Shots	P6M	6 Meters Penalty Shots	R	Right Shots	RC	Red Card
MP	Matches Played	ONP	One Point Shots	OSG	Other Spectacular Shots	S/S	Saves/Shots
SPE	Specialist Shots	SPS	Spin Shots				



## Match Team Statistics

Thống kê đấu đồng đội

VIE 2 - 1 TPE

( 23-12, 18-20, 7-4 )

Game No: 40

Referees: KASSEM Moukachar (LIB) / MOHAMAD ZIAD Mansour (LIB)

### TPE - Chinese Taipei

Players		Shots									Position			Penalties				PTS
No	Name	G/S	%	INF	SPS	SPE	DIG	OSG	ONP	P6M	L	C	R	1st	2nd	RC	EX	
6	HUANG Wei-Jung																	
7	SHIH Wei-Ju	2/3	66	1/2			1/1				1/1	1/2						4
8	CHEN Szu-Yu																	
10	CHENG Tzu-Ping	6/8	75		5/6		0/1			1/1		2/5	4/2	1				12
13	WANG Yu-Fen																	
14	CHENG Ya-Fang	1/3	33	0/1	1/1					0/1	0/1	1/1						2
15	CHU Chiu-En	1/3	33	1/1			0/1			0/1		1/1						2
17	CHEN Te-Jung	1/2	50							1/2		1/2						2
20	CHIEN Chen-Chen	0/1	0							0/1		0/1						
30	TSAI Tzu-Hsuan	7/10	70		6/9					1/1	2/2	3/9	2/3	1				14
	Bench/Team																	
Total		18/30	60	2/4	12/16		1/3			3/7	3/4	9/21	6/5	2				36

Goalkeepers		Total Shots		INF Shots		SPS Shots		SPE Shots		DIG Shots		OSG Shots		ONP Shots		P6M Shots	
No	Name	S/S	%	S/S	%	S/S	%	S/S	%	S/S	%	S/S	%	S/S	%	S/S	%
6	HUANG Wei-Jung	8/33	24	1/4	25	5/22	22			1/1	100					1/6	16
Total		8/33	24	1/4	25	5/22	22			1/1	100					1/6	16

Teams Shots	Goals	Saves	Missed	Post	Total	%
Inflight Shots	2	1		1	4	50
Spin Shots	12	3	1		16	75
Specialist Shots						
Direct Shots	1	2			3	33
Other Spectacular Shots						
One Point Shots						
Penalty Shots	3	3	1		7	42
Totals	18	9	2	1	30	60

Number of Attacks : 30    Scoring Efficiency : 60%

Offence		Defence	
	6/5 Right		1/3 Left
3/7 P6m	9/21 Center	1/12 Center	1/6 P6m
	3/4 Left	11/23 Right	

### LEGEND

%	Efficiency	1st	1st Suspension	2nd	2nd Suspension	C	Center Shots
DIG	Direct Shots	EX	Exclusions	G/S	Goals/Shots	INF	Inflight Shots
L	Left Shots	P6M	6 Meters Penalty Shots	R	Right Shots	RC	Red Card
MP	Matches Played	ONP	One Point Shots	OSG	Other Spectacular Shots	S/S	Saves/Shots
SPE	Specialist Shots	SPS	Spin Shots				



## Match Team Statistics

Thống kê đấu đồng đội

**BAN 0 - 2 THA**  
( 8-22, 10-19 )

Game No: 3

Referees: NGUYEN DAC Thinh (VIE) / THACH le Hung (VIE)

### BAN - Bangladesh

Players		Shots										Position			Penalties				PTS
No	Name	G/S	%	INF	SPS	SPE	DIG	OSG	ONP	P6M	L	C	R	1st	2nd	RC	EX		
1	MING Shushila																		
3	SIFA Mosammat													1					
4	AKTER Shirina																		
5	KHATUN Mosammat Rahima																		
6	RANI Purnima	4/4	100	2/2	2/2						3/3	1/1						4	
7	BAGUM Sumy																		
8	BISWAS Falguni	3/3	100	3/3							3/3							3	
9	NISHE Ismat Ara	3/3	100	3/3							3/3							5	
10	AKTER Dalia	4/4	100	4/4							4/4							6	
12	PINKY Tabassum Tamanna																		
	Bench/Team																		
Total		14/14	100	12/12	2/2						13/13	1/1		1				18	

Goalkeepers		Total Shots		INF Shots		SPS Shots		SPE Shots		DIG Shots		OSG Shots		ONP Shots		P6M Shots	
No	Name	S/S	%	S/S	%	S/S	%	S/S	%	S/S	%	S/S	%	S/S	%	S/S	%
1	MING Shushila	0/22	0	0/7	0	0/7	0	0/1	0	0/4	0			0/2	0	0/1	0
12	PINKY Tabassum Tamanna																
<b>Total</b>		0/22	0	0/7	0	0/7	0	0/1	0	0/4	0			0/2	0	0/1	0

Teams Shots	Goals	Saves	Missed	Post	Total	%
Inflight Shots	12				12	100
Spin Shots	2				2	100
Specialist Shots						
Direct Shots						
Other Spectacular Shots						
One Point Shots						
Penalty Shots						
<b>Totals</b>	14				14	100

Number of Attacks : 14    Scoring Efficiency : 100%

Offence		Defence	
	0/0 <b>Right</b>		0/2 <b>Left</b>
0/0 <b>P6m</b>	1/1 <b>Center</b>	0/20 <b>Center</b>	0/1 <b>P6m</b>
	13/13 <b>Left</b>		0/0 <b>Right</b>

LEGEND							
%	Efficiency	1st	1st Suspension	2nd	2nd Suspension	C	Center Shots
DIG	Direct Shots	EX	Exclusions	G/S	Goals/Shots	INF	Inflight Shots
L	Left Shots	P6M	6 Meters Penalty Shots	R	Right Shots	RC	Red Card
MP	Matches Played	ONP	One Point Shots	OSG	Other Spectacular Shots	S/S	Saves/Shots
SPE	Specialist Shots	SPS	Spin Shots				





## Match Team Statistics

Thống kê đấu đồng đội

**BAN 0 - 2 THA**

( 8-22, 10-19 )

Game No: 3

Referees: NGUYEN DAC Thinh (VIE) / THACH le Hung (VIE)

### THA - Thailand

Players		Shots									Position			Penalties				PTS
No	Name	G/S	%	INF	SPS	SPE	DIG	OSG	ONP	P6M	L	C	R	1st	2nd	RC	EX	
1	THONGKOT Pakakan																	
2	BUNJARERN Pawinee	3/3	100	2/2	1/1							3/3						6
4	SILA Vanpen	4/4	100	1/1	2/2	1/1					1/1	3/3						8
7	SURASON Viyada	3/3	100	1/1			1/1			1/1		3/3						5
8	SUKJAN Supharat	1/1	100		1/1							1/1						2
9	MANMAI Punpana	3/3	100	1/1	1/1		1/1					3/3						4
10	SRITHAMMA Kwanruedi																	
11	WONGNARA Orrathai	6/6	100	1/1	2/2		1/1		2/2		1/1	5/5						12
12	JANJIT Kawinthida	1/1	100				1/1					1/1						2
14	CHALACHAI Pornpiroon	1/1	100	1/1								1/1						2
	Bench/Team																	
<b>Total</b>		22/22	100	7/7	7/7	1/1	4/4		2/2	1/1	2/2	20/20						41

Goalkeepers		Total Shots		INF Shots		SPS Shots		SPE Shots		DIG Shots		OSG Shots		ONP Shots		P6M Shots	
No	Name	S/S	%	S/S	%	S/S	%	S/S	%	S/S	%	S/S	%	S/S	%	S/S	%
1	THONGKOT Pakakan	0/10	0	0/9	0	0/1	0										
12	JANJIT Kawinthida	0/4	0	0/3	0	0/1	0										
<b>Total</b>		0/14	0	0/12	0	0/2	0										

Teams Shots	Goals	Saves	Missed	Post	Total	%
Inflight Shots	7				7	100
Spin Shots	7				7	100
Specialist Shots	1				1	100
Direct Shots	4				4	100
Other Spectacular Shots						
One Point Shots	2				2	100
Penalty Shots	1				1	100
<b>Totals</b>	22				22	100

Number of Attacks : 22    Scoring Efficiency : 100%

Offence		Defence	
	0/0 Right		0/13 Left
1/1 P6m	20/20 Center	0/1 Center	0/0 P6m
	2/2 Left		0/0 Right

LEGEND							
%	Efficiency	1st	1st Suspension	2nd	2nd Suspension	C	Center Shots
DIG	Direct Shots	EX	Exclusions	G/S	Goals/Shots	INF	Inflight Shots
L	Left Shots	P6M	6 Meters Penalty Shots	R	Right Shots	RC	Red Card
MP	Matches Played	ONP	One Point Shots	OSG	Other Spectacular Shots	S/S	Saves/Shots
SPE	Specialist Shots	SPS	Spin Shots				



## Match Team Statistics

Thống kê đấu đồng đội

**IND 0 - 2 CHN**

( 12-25, 5-16 )

Game No: 4

Referees: TANJI Naser (SYR) / AYDI SYR Yehia (SYR)

### IND - India

Players		Shots									Position			Penalties				PTS
No	Name	G/S	%	INF	SPS	SPE	DIG	OSG	ONP	P6M	L	C	R	1st	2nd	RC	EX	
1	JYOTI Jyoti																	
2	SONIKA Sonika																	
3	NEGI Varuni	3/3	100		2/2	1/1					1/1	2/2						6
4	DARSHAN Darshan	3/3	100		3/3							3/3						6
5	SANJEETA Sanjeeta	0/3	0		0/3							0/3						
6	PRACHI Prachi	0/1	0		0/1							0/1						
7	KUMARI Khushbu													1	1			
8	SONIA Sonia																	
9	SAH Rupa													1				
10	HEMA Hema	3/3	100		3/3							3/3						5
	Bench/Team																	
Total		9/13	69		8/12	1/1					1/1	8/12		2	1			17

Goalkeepers		Total Shots		INF Shots		SPS Shots		SPE Shots		DIG Shots		OSG Shots		ONP Shots		P6M Shots	
No	Name	S/S	%	S/S	%	S/S	%	S/S	%	S/S	%	S/S	%	S/S	%	S/S	%
8	SONIA Sonia	2/13	15	0/1	0	2/8	25	0/2	0							0/2	0
1	JYOTI Jyoti	1/11	9	0/1	0	1/7	14									0/3	0
<b>Total</b>		3/24	12	0/2	0	3/15	20	0/2	0							0/5	0

Teams Shots	Goals	Saves	Missed	Post	Total	%
Inflight Shots						
Spin Shots	8		4		12	66
Specialist Shots	1				1	100
Direct Shots						
Other Spectacular Shots						
One Point Shots						
Penalty Shots						
<b>Totals</b>	9		4		13	69

Number of Attacks : 13    Scoring Efficiency : 69%

Offence		Defence	
	0/0 <b>Right</b>		5/6 <b>Left</b>
0/0 <b>P6m</b>	8/12 <b>Center</b>	3/23 <b>Center</b>	0/5 <b>P6m</b>
	1/1 <b>Left</b>		0/0 <b>Right</b>

LEGEND							
%	Efficiency	1st	1st Suspension	2nd	2nd Suspension	C	Center Shots
DIG	Direct Shots	EX	Exclusions	G/S	Goals/Shots	INF	Inflight Shots
L	Left Shots	P6M	6 Meters Penalty Shots	R	Right Shots	RC	Red Card
MP	Matches Played	ONP	One Point Shots	OSG	Other Spectacular Shots	S/S	Saves/Shots
SPE	Specialist Shots	SPS	Spin Shots				



## Match Team Statistics

Thống kê đấu đồng đội

IND 0 - 2 CHN

( 12-25, 5-16 )

Game No: 4

Referees: TANJI Naser (SYR) / AYDI SYR Yehia (SYR)

### CHN - China

Players		Shots									Position			Penalties				PTS
No	Name	G/S	%	INF	SPS	SPE	DIG	OSG	ONP	P6M	L	C	R	1st	2nd	RC	EX	
1	SI Yan	1/1	100			1/1						1/1						2
6	SHEN Ping																	
7	HAN Xinru	1/3	33		1/3							1/3						2
8	ZHANG Tianjie	3/5	60	1/1	1/3					1/1		3/3						6
9	du Jijuan	8/8	100	1/1	2/2	1/1				4/4		8/8						15
14	DONG Dandi																	
17	ZHOU Ting	5/7	71		5/7						1/6	4/5						10
20	LI Yao	3/3	100		3/3							3/3						6
22	LIU Zhiyue																	
23	AN Xin																	
	Bench/Team																	
Total		21/27	77	2/2	12/18	2/2				5/5	1/6	20/23						41

Goalkeepers		Total Shots		INF Shots		SPS Shots		SPE Shots		DIG Shots		OSG Shots		ONP Shots		P6M Shots	
No	Name	S/S	%	S/S	%	S/S	%	S/S	%	S/S	%	S/S	%	S/S	%	S/S	%
1	SI Yan	0/9	0			0/8	0	0/1	0								
23	AN Xin																
Total		0/9	0			0/8	0	0/1	0								

Teams Shots	Goals	Saves	Missed	Post	Total	%
Inflight Shots	2				2	100
Spin Shots	12	3	3		18	66
Specialist Shots	2				2	100
Direct Shots						
Other Spectacular Shots						
One Point Shots						
Penalty Shots	5				5	100
Totals	21	3	3		27	77

Number of Attacks : 27    Scoring Efficiency : 77%

Offence		Defence	
	0/0 Right		0/1 Left
5/5 P6m	20/23 Center	4/12 Center	0/0 P6m
	1/6 Left		0/0 Right

LEGEND							
%	Efficiency	1st	1st Suspension	2nd	2nd Suspension	C	Center Shots
DIG	Direct Shots	EX	Exclusions	G/S	Goals/Shots	INF	Inflight Shots
L	Left Shots	P6M	6 Meters Penalty Shots	R	Right Shots	RC	Red Card
MP	Matches Played	ONP	One Point Shots	OSG	Other Spectacular Shots	S/S	Saves/Shots
SPE	Specialist Shots	SPS	Spin Shots				



## Match Team Statistics

Thống kê đấu đồng đội

**JPN 0 - 2 CHN**

**( 9-11, 16-22 )**

Game No: 11

Referees: MOHAMMED S H AL-HAIL Khalid (QAT) / AL-YAZEEDI Ali (QAT)

### JPN - Japan

Players		Shots									Position			Penalties				PTS
No	Name	G/S	%	INF	SPS	SPE	DIG	OSG	ONP	P6M	L	C	R	1st	2nd	RC	EX	
1	NAKAYA Kaori	6/7	85		6/6		0/1					6/6	0/1					12
2	ODA Mai													1				
3	KUTSUKAKE Erina	1/2	50		1/1		0/1					1/1						1
4	TANIKAWA Shoko	3/3	100				1/1			2/2		3/3						6
5	TABATA Runa	1/2	50		0/1		1/1				0/1		1/1					2
6	SANADA Midori	1/5	20		1/4		0/1					1/4						2
7	OGASAWARA Azusa																	
8	SHIBATA Mao	0/1	0				0/1					0/1						
9	FUKUZAWA Ayaka	0/1	0		0/1							0/1						
10	KATSUDA Saaya	1/2	50		1/1		0/1					1/2						2
	Bench/Team																	
<b>Total</b>		13/23	56		9/14		2/7			2/2	0/1	12/18	1/2	1				25

Goalkeepers		Total Shots		INF Shots		SPS Shots		SPE Shots		DIG Shots		OSG Shots		ONP Shots		P6M Shots	
No	Name	S/S	%	S/S	%	S/S	%	S/S	%	S/S	%	S/S	%	S/S	%	S/S	%
9	FUKUZAWA Ayaka	0/2	0			0/1	0			0/1	0						
7	OGASAWARA Azusa	0/10	0			0/8	0			0/1	0					0/1	0
<b>Total</b>		0/12	0			0/9	0			0/2	0					0/1	0

Teams Shots	Goals	Saves	Missed	Post	Total	%
Inflight Shots						
Spin Shots	9		5		14	64
Specialist Shots						
Direct Shots	2	1	3	1	7	28
Other Spectacular Shots						
One Point Shots						
Penalty Shots	2				2	100
<b>Totals</b>	13	1	8	1	23	56

Number of Attacks : 23    Scoring Efficiency : 56%

Offence		Defence	
	1/2 <b>Right</b>		0/0 <b>Left</b>
2/2 <b>P6m</b>	12/18 <b>Center</b>	2/19 <b>Center</b>	0/1 <b>P6m</b>
	0/1 <b>Left</b>		0/2 <b>Right</b>

LEGEND							
%	Efficiency	1st	1st Suspension	2nd	2nd Suspension	C	Center Shots
DIG	Direct Shots	EX	Exclusions	G/S	Goals/Shots	INF	Inflight Shots
L	Left Shots	P6M	6 Meters Penalty Shots	R	Right Shots	RC	Red Card
MP	Matches Played	ONP	One Point Shots	OSG	Other Spectacular Shots	S/S	Saves/Shots
SPE	Specialist Shots	SPS	Spin Shots				



## Match Team Statistics

Thống kê đấu đồng đội

**JPN 0 - 2 CHN**

**( 9-11, 16-22 )**

**Game No: 11**

**Referees:** MOHAMMED S H AL-HAIL Khalid (QAT) / AL-YAZEEDI Ali (QAT)

### CHN - China

Players		Shots									Position			Penalties				PTS
No	Name	G/S	%	INF	SPS	SPE	DIG	OSG	ONP	P6M	L	C	R	1st	2nd	RC	EX	
1	SI Yan																	
6	SHEN Ping																	
7	HAN Xinru	3/6	50		1/4		2/2					2/4	1/1					4
8	ZHANG Tianjie	6/6	100		5/5					1/1		6/6						12
9	du Jijuan	5/7	71		3/4		2/3					4/4	1/1					8
14	DONG Dandi																	
17	ZHOU Ting	2/2	100		2/2							2/2						3
20	LI Yao	3/3	100		2/2		1/1					3/3						6
22	LIU Zhiyue																	
23	AN Xin																	
	Bench/Team																	
Total		19/24	79		13/17		5/6			1/1		17/19	2/2					33

Goalkeepers		Total Shots		INF Shots		SPS Shots		SPE Shots		DIG Shots		OSG Shots		ONP Shots		P6M Shots	
No	Name	S/S	%	S/S	%	S/S	%	S/S	%	S/S	%	S/S	%	S/S	%	S/S	%
1	SI Yan	1/14	7			0/9	0			1/3	33					0/2	0
23	AN Xin																
<b>Total</b>		1/14	7			0/9	0			1/3	33					0/2	0

Teams Shots	Goals	Saves	Missed	Post	Total	%
Inflight Shots						
Spin Shots	13	2	2		17	76
Specialist Shots						
Direct Shots	5	1			6	83
Other Spectacular Shots						
One Point Shots						
Penalty Shots	1				1	100
<b>Totals</b>	19	3	2		24	79

**Number of Attacks :** 24    **Scoring Efficiency :** 79%

Offence		Defence	
	2/2 <b>Right</b>		1/1 <b>Left</b>
1/1 <b>P6m</b>	17/19 <b>Center</b>	6/18 <b>Center</b>	0/2 <b>P6m</b>
	0/0 <b>Left</b>		1/2 <b>Right</b>

LEGEND							
%	Efficiency	1st	1st Suspension	2nd	2nd Suspension	C	Center Shots
DIG	Direct Shots	EX	Exclusions	G/S	Goals/Shots	INF	Inflight Shots
L	Left Shots	P6M	6 Meters Penalty Shots	R	Right Shots	RC	Red Card
MP	Matches Played	ONP	One Point Shots	OSG	Other Spectacular Shots	S/S	Saves/Shots
SPE	Specialist Shots	SPS	Spin Shots				



## Match Team Statistics

Thống kê đấu đồng đội

**IND 0 - 2 THA**  
**( 11-30, 9-18 )**

Game No: 15

Referees: NGUYEN DAC Thinh (VIE) / THACH le Hung (VIE)

### IND - India

Players		Shots									Position			Penalties				PTS
No	Name	G/S	%	INF	SPS	SPE	DIG	OSG	ONP	P6M	L	C	R	1st	2nd	RC	EX	
1	JYOTI Jyoti																	
2	SONIKA Sonika	1/2	50		1/2							1/2		1				2
3	NEGI Varuni	3/5	60		1/3	1/1				1/1		3/3						6
4	DARSHAN Darshan	0/3	0		0/2					0/1		0/2						
5	SANJEETA Sanjeeta	3/6	50		1/3				2/2	0/1		3/1		1				3
6	PRACHI Prachi	5/6	83		2/3				2/2	1/1	1/1	4/5		1				8
7	KUMARI Khushbu																	
8	SONIA Sonia													1				
9	SAH Rupa													2		1		
10	HEMA Hema	1/1	100		1/1							1/1						1
	Bench/Team																	
<b>Total</b>		13/23	56		6/14	1/1			4/4	2/4	1/1	12/14		6		1		20

Goalkeepers		Total Shots		INF Shots		SPS Shots		SPE Shots		DIG Shots		OSG Shots		ONP Shots		P6M Shots	
No	Name	S/S	%	S/S	%	S/S	%	S/S	%	S/S	%	S/S	%	S/S	%	S/S	%
8	SONIA Sonia	1/7	14			1/7	14										
1	JYOTI Jyoti	4/22	18			3/19	15	0/1	0							1/2	50
<b>Total</b>		5/29	17			4/26	15	0/1	0							1/2	50

Teams Shots	Goals	Saves	Missed	Post	Total	%
Inflight Shots						
Spin Shots	6	4	4		14	42
Specialist Shots	1				1	100
Direct Shots						
Other Spectacular Shots						
One Point Shots	4				4	100
Penalty Shots	2	1	1		4	50
<b>Totals</b>	13	5	5		23	56

Number of Attacks : 23    Scoring Efficiency : 56%

Offence		Defence	
	0/0 <b>Right</b>		0/0 <b>Left</b>
2/4 <b>P6m</b>	12/14 <b>Center</b>	2/26 <b>Center</b>	2/3 <b>P6m</b>
	1/1 <b>Left</b>		0/0 <b>Right</b>

LEGEND							
%	Efficiency	1st	1st Suspension	2nd	2nd Suspension	C	Center Shots
DIG	Direct Shots	EX	Exclusions	G/S	Goals/Shots	INF	Inflight Shots
L	Left Shots	P6M	6 Meters Penalty Shots	R	Right Shots	RC	Red Card
MP	Matches Played	ONP	One Point Shots	OSG	Other Spectacular Shots	S/S	Saves/Shots
SPE	Specialist Shots	SPS	Spin Shots				



## Match Team Statistics

Thống kê đấu đồng đội

IND 0 - 2 THA  
( 11-30, 9-18 )

Game No: 15

Referees: NGUYEN DAC Thinh (VIE) / THACH le Hung (VIE)

### THA - Thailand

Players		Shots									Position			Penalties				PTS
No	Name	G/S	%	INF	SPS	SPE	DIG	OSG	ONP	P6M	L	C	R	1st	2nd	RC	EX	
1	THONGKOT Pakakan																	
2	BUNJARERN Pawinee	3/5	60		3/5							3/5						6
4	SILA Vanpen	1/3	33		1/3							1/3						2
7	SURASON Viyada	3/5	60		3/4					0/1		3/4						6
8	SUKJAN Supharat	6/6	100		6/6							6/6						12
9	MANMAI Punpana																	
10	SRITHAMMA Kwanruedi																	
11	WONGNARA Orrathai	7/9	77		6/7					1/2		7/3						14
12	JANJIT Kawinthida	1/1	100		1/1							1/1						2
14	CHALACHAI Pornpiroon	3/4	75		3/4							3/4						6
	Bench/Team																	
Total		24/33	72		22/29	1/1				1/3		24/26						48

Goalkeepers		Total Shots		INF Shots		SPS Shots		SPE Shots		DIG Shots		OSG Shots		ONP Shots		P6M Shots	
No	Name	S/S	%	S/S	%	S/S	%	S/S	%	S/S	%	S/S	%	S/S	%	S/S	%
1	THONGKOT Pakakan	1/9	11			1/4	25							0/4	0	0/1	0
12	JANJIT Kawinthida	4/9	44			3/6	50	0/1	0							1/2	50
Total		5/18	27			4/10	40	0/1	0					0/4	0	1/3	33

Teams Shots	Goals	Saves	Missed	Post	Total	%
Inflight Shots						
Spin Shots	22	4	2	1	29	75
Specialist Shots	1				1	100
Direct Shots						
Other Spectacular Shots						
One Point Shots						
Penalty Shots	1	1	1		3	33
Totals	24	5	3	1	33	72

Number of Attacks : 33    Scoring Efficiency : 72%

Offence		Defence	
	0/0 Right		0/1 Left
1/3 P6m	24/26 Center	2/14 Center	2/4 P6m
	0/0 Left		0/0 Right

LEGEND							
%	Efficiency	1st	1st Suspension	2nd	2nd Suspension	C	Center Shots
DIG	Direct Shots	EX	Exclusions	G/S	Goals/Shots	INF	Inflight Shots
L	Left Shots	P6M	6 Meters Penalty Shots	R	Right Shots	RC	Red Card
MP	Matches Played	ONP	One Point Shots	OSG	Other Spectacular Shots	S/S	Saves/Shots
SPE	Specialist Shots	SPS	Spin Shots				





## Match Team Statistics

Thống kê đấu đồng đội

**CHN 2 - 0 BAN**

**( 18-6, 19-13 )**

Game No: 22

Referees: KASSEM Moukachar (LIB) / MOHAMAD ZIAD Mansour (LIB)

### CHN - China

Players		Shots									Position			Penalties				PTS
No	Name	G/S	%	INF	SPS	SPE	DIG	OSG	ONP	P6M	L	C	R	1st	2nd	RC	EX	
1	SI Yan	1/1	100			1/1						1/1						1
6	SHEN Ping																	
7	HAN Xinru	4/6	66		4/6							3/5	1/1					7
8	ZHANG Tianjie																	
9	du Jijuan	4/5	80		3/4	1/1						3/4	1/1					7
14	DONG Dandi	3/6	50		2/5					1/1		3/5						6
17	ZHOU Ting																	
20	LI Yao	3/4	75		2/3	1/1						2/3	1/1					6
22	LIU Zhiyue	3/4	75		3/4							3/4						6
23	AN Xin	2/2	100			2/2						2/2						4
	Bench/Team																	
Total		20/28	71		14/22	5/5				1/1		17/24	3/3					37

Goalkeepers		Total Shots		INF Shots		SPS Shots		SPE Shots		DIG Shots		OSG Shots		ONP Shots		P6M Shots	
No	Name	S/S	%	S/S	%	S/S	%	S/S	%	S/S	%	S/S	%	S/S	%	S/S	%
1	SI Yan	5/8	62			5/8	62										
23	AN Xin	5/14	35			5/12	41	0/1	0					0/1	0		
<b>Total</b>		10/22	45			10/20	50	0/1	0					0/1	0		

Teams Shots	Goals	Saves	Missed	Post	Total	%
Inflight Shots						
Spin Shots	14	3	4	1	22	63
Specialist Shots	5				5	100
Direct Shots						
Other Spectacular Shots						
One Point Shots						
Penalty Shots	1				1	100
<b>Totals</b>	20	3	4	1	28	71

Number of Attacks : 28    Scoring Efficiency : 71%

Offence		Defence	
	3/3 <b>Right</b>		0/0 <b>Left</b>
1/1 <b>P6m</b>	17/24 <b>Center</b>	11/23 <b>Center</b>	0/0 <b>P6m</b>
	0/0 <b>Left</b>		0/0 <b>Right</b>

LEGEND							
%	Efficiency	1st	1st Suspension	2nd	2nd Suspension	C	Center Shots
DIG	Direct Shots	EX	Exclusions	G/S	Goals/Shots	INF	Inflight Shots
L	Left Shots	P6M	6 Meters Penalty Shots	R	Right Shots	RC	Red Card
MP	Matches Played	ONP	One Point Shots	OSG	Other Spectacular Shots	S/S	Saves/Shots
SPE	Specialist Shots	SPS	Spin Shots				



## Match Team Statistics

Thống kê đấu đồng đội

**CHN 2 - 0 BAN**

( 18-6, 19-13 )

Game No: 22

Referees: KASSEM Moukachar (LIB) / MOHAMAD ZIAD Mansour (LIB)

### BAN - Bangladesh

Players		Shots									Position			Penalties				PTS
No	Name	G/S	%	INF	SPS	SPE	DIG	OSG	ONP	P6M	L	C	R	1st	2nd	RC	EX	
1	MING Shushila																	
3	SIFA Mosammat																	
4	AKTER Shirina	2/4	50		2/4							2/4						2
5	KHATUN Mosammat Rahima													1				
6	RANI Purnima	1/2	50		1/2							1/2						2
7	BAGUM Sumy	3/6	50		3/6							3/6						6
8	BISWAS Falguni	0/2	0		0/2							0/2		1				
9	NISHE Ismat Ara	3/5	60		2/4				1/1			3/4						3
10	AKTER Dalia	3/5	60		2/4	1/1						3/5						6
12	PINKY Tabassum Tamanna																	
	Bench/Team																	
<b>Total</b>		12/24	50		10/22	1/1			1/1			12/23		2				19

Goalkeepers		Total Shots		INF Shots		SPS Shots		SPE Shots		DIG Shots		OSG Shots		ONP Shots		P6M Shots	
No	Name	S/S	%	S/S	%	S/S	%	S/S	%	S/S	%	S/S	%	S/S	%	S/S	%
1	MING Shushila	3/23	13			3/17	17	0/5	0							0/1	0
12	PINKY Tabassum Tamanna																
<b>Total</b>		3/23	13			3/17	17	0/5	0							0/1	0

Teams Shots	Goals	Saves	Missed	Post	Total	%
Inflight Shots						
Spin Shots	10	10	1	1	22	45
Specialist Shots	1				1	100
Direct Shots						
Other Spectacular Shots						
One Point Shots	1				1	100
Penalty Shots						
<b>Totals</b>	12	10	1	1	24	50

Number of Attacks : 24    Scoring Efficiency : 50%

Offence		Defence	
	0/0 <b>Right</b>		0/0 <b>Left</b>
0/0 <b>P6m</b>	12/23 <b>Center</b>	7/24 <b>Center</b>	0/1 <b>P6m</b>
	0/0 <b>Left</b>		0/3 <b>Right</b>

LEGEND							
%	Efficiency	1st	1st Suspension	2nd	2nd Suspension	C	Center Shots
DIG	Direct Shots	EX	Exclusions	G/S	Goals/Shots	INF	Inflight Shots
L	Left Shots	P6M	6 Meters Penalty Shots	R	Right Shots	RC	Red Card
MP	Matches Played	ONP	One Point Shots	OSG	Other Spectacular Shots	S/S	Saves/Shots
SPE	Specialist Shots	SPS	Spin Shots				



## Match Team Statistics

Thống kê đấu đồng đội

**IND 0 - 2 JPN**

**( 5-18, 12-15 )**

Game No: 23

Referees: NGUYEN DAC Thinh (VIE) / THACH le Hung (VIE)

### IND - India

Players		Shots									Position			Penalties				PTS
No	Name	G/S	%	INF	SPS	SPE	DIG	OSG	ONP	P6M	L	C	R	1st	2nd	RC	EX	
1	JYOTI Jyoti																	
2	SONIKA Sonika	2/3	66		2/3						1/1	0/2	1/1					4
3	NEGI Varuni	2/6	33		2/3	0/3					2/5	0/1						4
4	DARSHAN Darshan	0/1	0		0/1						0/1			1				
5	SANJEETA Sanjeeta	3/4	75		2/3				1/1		3/3			1				3
6	PRACHI Prachi	1/3	33		1/2					0/1	1/2	0/1		1	1	1		2
7	KUMARI Khushbu																	
8	SONIA Sonia																	
9	SAH Rupa													1				
10	HEMA Hema	3/4	75		0/1	1/1			2/2		3/3	0/1						4
	Bench/Team																	
<b>Total</b>		11/21	52		7/13	1/4			3/3	0/1	10/15	0/5	1/1	4	1	1		17

Goalkeepers		Total Shots		INF Shots		SPS Shots		SPE Shots		DIG Shots		OSG Shots		ONP Shots		P6M Shots	
No	Name	S/S	%	S/S	%	S/S	%	S/S	%	S/S	%	S/S	%	S/S	%	S/S	%
8	SONIA Sonia	9/21	42			6/15	40	2/2	100							1/4	25
3	NEGI Varuni	0/5	0			0/3	0	0/1	0							0/1	0
1	JYOTI Jyoti																
<b>Total</b>		9/26	34			6/18	33	2/3	66							1/5	20

Teams Shots	Goals	Saves	Missed	Post	Total	%
Inflight Shots						
Spin Shots	7	2	4		13	53
Specialist Shots	1		2	1	4	25
Direct Shots						
Other Spectacular Shots						
One Point Shots	3				3	100
Penalty Shots		1			1	
<b>Totals</b>	11	3	6	1	21	52

Number of Attacks : 21    Scoring Efficiency : 52%

Offence		Defence	
	1/1 Right		9/16 Left
0/1 P6m	0/5 Center	4/11 Center	1/5 P6m
	10/15 Left		0/3 Right

LEGEND							
%	Efficiency	1st	1st Suspension	2nd	2nd Suspension	C	Center Shots
DIG	Direct Shots	EX	Exclusions	G/S	Goals/Shots	INF	Inflight Shots
L	Left Shots	P6M	6 Meters Penalty Shots	R	Right Shots	RC	Red Card
MP	Matches Played	ONP	One Point Shots	OSG	Other Spectacular Shots	S/S	Saves/Shots
SPE	Specialist Shots	SPS	Spin Shots				



## Match Team Statistics

Thống kê đấu đồng đội

IND 0 - 2 JPN

( 5-18, 12-15 )

Game No: 23

Referees: NGUYEN DAC Thinh (VIE) / THACH le Hung (VIE)

### JPN - Japan

Players		Shots									Position			Penalties				PTS
No	Name	G/S	%	INF	SPS	SPE	DIG	OSG	ONP	P6M	L	C	R	1st	2nd	RC	EX	
1	NAKAYA Kaori	6/10	60		6/10						4/9	1/1	1/1					12
2	ODA Mai																	
3	KUTSUKAKE Erina	1/1	100		1/1						1/1							2
4	TANIKAWA Shoko	4/6	66		0/2					4/4	0/2	4/4						8
5	TABATA Runa	2/2	100		1/1	1/1						1/1	1/1					3
6	SANADA Midori	3/3	100		3/3						1/1	1/1	1/1					6
7	OGASAWARA Azusa																	
8	SHIBATA Mao	0/1	0		0/1						0/1							
9	FUKUZAWA Ayaka																	
10	KATSUDA Saaya	1/7	14		1/4	0/2				0/1	1/2	0/4						2
	Bench/Team																	
Total		17/30	56		12/22	1/3				4/5	7/16	7/11	3/3					33

Goalkeepers		Total Shots		INF Shots		SPS Shots		SPE Shots		DIG Shots		OSG Shots		ONP Shots		P6M Shots	
No	Name	S/S	%	S/S	%	S/S	%	S/S	%	S/S	%	S/S	%	S/S	%	S/S	%
5	TABATA Runa																
7	OGASAWARA Azusa	3/14	21			2/9	22	0/1	0					0/3	0	1/1	100
Total		3/14	21			2/9	22	0/1	0					0/3	0	1/1	100

Teams Shots	Goals	Saves	Missed	Post	Total	%
Inflight Shots						
Spin Shots	12	6	3	1	22	54
Specialist Shots	1	2			3	33
Direct Shots						
Other Spectacular Shots						
One Point Shots						
Penalty Shots	4	1			5	80
Totals	17	9	3	1	30	56

Number of Attacks : 30    Scoring Efficiency : 56%

Offence		Defence	
	3/3 Right		5/15 Left
4/5 P6m	7/11 Center	5/5 Center	1/1 P6m
	7/16 Left		0/1 Right

LEGEND							
%	Efficiency	1st	1st Suspension	2nd	2nd Suspension	C	Center Shots
DIG	Direct Shots	EX	Exclusions	G/S	Goals/Shots	INF	Inflight Shots
L	Left Shots	P6M	6 Meters Penalty Shots	R	Right Shots	RC	Red Card
MP	Matches Played	ONP	One Point Shots	OSG	Other Spectacular Shots	S/S	Saves/Shots
SPE	Specialist Shots	SPS	Spin Shots				



## Match Team Statistics

Thống kê đấu đồng đội

**JPN 0 - 2 THA**

( 12-19, 13-18 )

Game No: 28

Referees: NGUYEN DAC Thinh (VIE) / THACH le Hung (VIE)

### JPN - Japan

Players		Shots									Position			Penalties				PTS
No	Name	G/S	%	INF	SPS	SPE	DIG	OSG	ONP	P6M	L	C	R	1st	2nd	RC	EX	
1	NAKAYA Kaori	5/8	62		5/8						1/1	1/7	3/3					9
2	ODA Mai														1			
3	KUTSUKAKE Erina	2/5	40		2/5						1/1	1/5		1	1			2
4	TANIKAWA Shoko	3/6	50		2/4					1/2	0/2	3/4	0/2	1				6
5	TABATA Runa	1/2	50		1/2						1/1	0/2						2
6	SANADA Midori	2/3	66		2/3							2/3						4
7	OGASAWARA Azusa																	
8	SHIBATA Mao													1				
9	FUKUZAWA Ayaka	0/1	0		0/1								0/1					
10	KATSUDA Saaya	1/1	100		1/1								1/1					2
	Bench/Team																	
<b>Total</b>		14/26	53		13/24					1/2	3/5	7/21	4/7	3	2			25

Goalkeepers		Total Shots		INF Shots		SPS Shots		SPE Shots		DIG Shots		OSG Shots		ONP Shots		P6M Shots	
No	Name	S/S	%	S/S	%	S/S	%	S/S	%	S/S	%	S/S	%	S/S	%	S/S	%
9	FUKUZAWA Ayaka	2/7	28			2/7	28										
7	OGASAWARA Azusa	4/18	22			3/13	23	1/5	20								
<b>Total</b>		6/25	24			5/20	25	1/5	20								

Teams Shots	Goals	Saves	Missed	Post	Total	%
Inflight Shots						
Spin Shots	13	10	1		24	54
Specialist Shots						
Direct Shots						
Other Spectacular Shots						
One Point Shots						
Penalty Shots	1	1			2	50
<b>Totals</b>	14	11	1		26	53

Number of Attacks : 26    Scoring Efficiency : 53%

Offence		Defence	
	4/7 Right		0/0 Left
1/2 P6m	7/21 Center	1/20 Center	0/0 P6m
	3/5 Left		0/0 Right

LEGEND							
%	Efficiency	1st	1st Suspension	2nd	2nd Suspension	C	Center Shots
DIG	Direct Shots	EX	Exclusions	G/S	Goals/Shots	INF	Inflight Shots
L	Left Shots	P6M	6 Meters Penalty Shots	R	Right Shots	RC	Red Card
MP	Matches Played	ONP	One Point Shots	OSG	Other Spectacular Shots	S/S	Saves/Shots
SPE	Specialist Shots	SPS	Spin Shots				



## Match Team Statistics

Thống kê đấu đồng đội

**JPN 0 - 2 THA**

( 12-19, 13-18 )

Game No: 28

Referees: NGUYEN DAC Thinh (VIE) / THACH le Hung (VIE)

### THA - Thailand

Players		Shots									Position			Penalties				PTS
No	Name	G/S	%	INF	SPS	SPE	DIG	OSG	ONP	P6M	L	C	R	1st	2nd	RC	EX	
1	THONGKOT Pakakan	0/1	0			0/1						0/1						
2	BUNJARERN Pawinee	3/4	75		2/3	1/1						3/3						6
4	SILA Vanpen																	
7	SURASON Viyada	4/5	80		3/4	1/1						4/4		1				7
8	SUKJAN Supharat	5/6	83		5/5	0/1						5/2						10
9	MANMAI Punpana																	
10	SRITHAMMA Kwanruedi													1				
11	WONGNARA Orrathai	3/7	42		1/5	2/2						3/5						6
12	JANJIT Kawinthida																	
14	CHALACHAI Pornpiroon	4/5	80		4/5							4/5		1				8
	Bench/Team																	
<b>Total</b>		19/28	67		15/22	4/6						19/20		3				37

Goalkeepers		Total Shots		INF Shots		SPS Shots		SPE Shots		DIG Shots		OSG Shots		ONP Shots		P6M Shots	
No	Name	S/S	%	S/S	%	S/S	%	S/S	%	S/S	%	S/S	%	S/S	%	S/S	%
1	THONGKOT Pakakan	11/25	44			10/23	43									1/2	50
12	JANJIT Kawinthida																
<b>Total</b>		11/25	44			10/23	43									1/2	50

Teams Shots	Goals	Saves	Missed	Post	Total	%
Inflight Shots						
Spin Shots	15	5	1	1	22	68
Specialist Shots	4	1	1		6	66
Direct Shots						
Other Spectacular Shots						
One Point Shots						
Penalty Shots						
<b>Totals</b>	19	6	2	1	28	67

Number of Attacks : 28    Scoring Efficiency : 67%

Offence		Defence	
	0/0 <b>Right</b>		2/5 <b>Left</b>
0/0 <b>P6m</b>	19/20 <b>Center</b>	14/21 <b>Center</b>	1/2 <b>P6m</b>
	0/0 <b>Left</b>		3/7 <b>Right</b>

LEGEND							
%	Efficiency	1st	1st Suspension	2nd	2nd Suspension	C	Center Shots
DIG	Direct Shots	EX	Exclusions	G/S	Goals/Shots	INF	Inflight Shots
L	Left Shots	P6M	6 Meters Penalty Shots	R	Right Shots	RC	Red Card
MP	Matches Played	ONP	One Point Shots	OSG	Other Spectacular Shots	S/S	Saves/Shots
SPE	Specialist Shots	SPS	Spin Shots				



## Match Team Statistics

Thống kê đấu đồng đội

**BAN 1 - 2 IND**  
**( 16-12, 8-17, 4-7 )**

Game No: 31

Referees: TANJI Naser (SYR) / AYDI SYR Yehia (SYR)

### BAN - Bangladesh

Players		Shots									Position			Penalties				PTS
No	Name	G/S	%	INF	SPS	SPE	DIG	OSG	ONP	P6M	L	C	R	1st	2nd	RC	EX	
1	MING Shushila																	
3	SIFA Mosammat	0/1	0			0/1					0/1			1				
4	AKTER Shirina	0/2	0		0/2						0/2	0/1		1				
5	KHATUN Mosammat Rahima	1/4	25		1/4						1/4	0/1						2
6	RANI Purnima	1/1	100		1/1							1/1						2
7	BAGUM Sumy	3/4	75		1/2					2/2	2/2	1/2						6
8	BISWAS Falguni	5/8	62		2/3	0/2			3/3		3/3	2/3						8
9	NISHE Ismat Ara	2/2	100		1/1				1/1		2/2							3
10	AKTER Dalia	6/10	60		2/5	1/2			3/3		0/4	4/5	2/2					7
12	PINKY Tabassum Tamanna																	
	Bench/Team																	
<b>Total</b>		18/32	56		8/18	1/5			7/7	2/2	8/18	8/13	2/2	2				28

Goalkeepers		Total Shots		INF Shots		SPS Shots		SPE Shots		DIG Shots		OSG Shots		ONP Shots		P6M Shots	
No	Name	S/S	%	S/S	%	S/S	%	S/S	%	S/S	%	S/S	%	S/S	%	S/S	%
1	MING Shushila	-1/3	-33			4/13	30	-1/-1	100					0/2	0	0/1	0
12	PINKY Tabassum Tamanna																
<b>Total</b>		-1/3	-33			4/13	30	-1/-1	100					0/2	0	0/1	0

Teams Shots	Goals	Saves	Missed	Post	Total	%
Inflight Shots						
Spin Shots	8	4	4	2	18	44
Specialist Shots	1	1	2	1	5	20
Direct Shots						
Other Spectacular Shots						
One Point Shots	7				7	100
Penalty Shots	2				2	100
<b>Totals</b>	18	5	6	3	32	56

Number of Attacks : 32    Scoring Efficiency : 56%

Offence		Defence	
	2/2 Right		3/15 Left
2/2 P6m	8/13 Center	5/12 Center	0/1 P6m
	8/18 Left	8/8 Right	

LEGEND							
%	Efficiency	1st	1st Suspension	2nd	2nd Suspension	C	Center Shots
DIG	Direct Shots	EX	Exclusions	G/S	Goals/Shots	INF	Inflight Shots
L	Left Shots	P6M	6 Meters Penalty Shots	R	Right Shots	RC	Red Card
MP	Matches Played	ONP	One Point Shots	OSG	Other Spectacular Shots	S/S	Saves/Shots
SPE	Specialist Shots	SPS	Spin Shots				



## Match Team Statistics

Thống kê đấu đồng đội

**BAN 1 - 2 IND**  
**( 16-12, 8-17, 4-7 )**

Game No: 31

Referees: TANJI Naser (SYR) / AYDI SYR Yehia (SYR)

### IND - India

Players		Shots									Position			Penalties				PTS
No	Name	G/S	%	INF	SPS	SPE	DIG	OSG	ONP	P6M	L	C	R	1st	2nd	RC	EX	
1	JYOTI Jyoti																	
2	SONIKA Sonika	1/1	100		1/1						1/1							2
3	NEGI Varuni	4/7	57		1/3	2/3			1/1		1/4	3/4	0/1					7
4	DARSHAN Darshan	6/7	85		4/5	1/1			1/1		4/4	2/2		1				11
5	SANJEETA Sanjeeta	0/1	0		0/1						0/1							
6	PRACHI Prachi	7/13	53		2/7	4/5				1/1	6/5	1/5	0/7	1				14
7	KUMARI Khushbu																	
8	SONIA Sonia																	
9	SAH Rupa																	
10	HEMA Hema	1/1	100		1/1						1/1							2
	Bench/Team																	
<b>Total</b>		19/30	63		9/18	7/9			2/2	1/1	12/15	7/12	0/8	2				36

Goalkeepers		Total Shots		INF Shots		SPS Shots		SPE Shots		DIG Shots		OSG Shots		ONP Shots		P6M Shots	
No	Name	S/S	%	S/S	%	S/S	%	S/S	%	S/S	%	S/S	%	S/S	%	S/S	%
8	SONIA Sonia	5/15	33			4/8	50	1/2	50					0/4	0	0/1	0
1	JYOTI Jyoti	0/8	0			0/4	0							0/3	0	0/1	0
<b>Total</b>		5/23	21			4/12	33	1/2	50					0/7	0	0/2	0

Teams Shots	Goals	Saves	Missed	Post	Total	%
Inflight Shots						
Spin Shots	9	4	4	1	18	50
Specialist Shots	7		1	1	9	77
Direct Shots						
Other Spectacular Shots						
One Point Shots	2				2	100
Penalty Shots	1				1	100
<b>Totals</b>	19	4	5	2	30	63

Number of Attacks : 30    Scoring Efficiency : 63%

Offence		Defence	
	0/8 <b>Right</b>		10/18 <b>Left</b>
1/1 <b>P6m</b>	7/12 <b>Center</b>	5/13 <b>Center</b>	0/2 <b>P6m</b>
	12/15 <b>Left</b>		0/2 <b>Right</b>

LEGEND							
%	Efficiency	1st	1st Suspension	2nd	2nd Suspension	C	Center Shots
DIG	Direct Shots	EX	Exclusions	G/S	Goals/Shots	INF	Inflight Shots
L	Left Shots	P6M	6 Meters Penalty Shots	R	Right Shots	RC	Red Card
MP	Matches Played	ONP	One Point Shots	OSG	Other Spectacular Shots	S/S	Saves/Shots
SPE	Specialist Shots	SPS	Spin Shots				





## Match Team Statistics

Thống kê đấu đồng đội

THA 1 - 2 CHN

( 16-13, 14-15, 6-7 )

Game No: 36

Referees: MOHAMMED S H AL-HAIL Khalid (QAT) / AL-YAZEEDI Ali (QAT)

### THA - Thailand

Players		Shots									Position			Penalties				PTS
No	Name	G/S	%	INF	SPS	SPE	DIG	OSG	ONP	P6M	L	C	R	1st	2nd	RC	EX	
1	THONGKOT Pakakan																	
2	BUNJARERN Pawinee	1/4	25		0/1	0/1	0/1			1/1		1/1						2
4	SILA Vanpen	7/10	70		3/5					4/5	1/5	6/5						14
7	SURASON Viyada	4/7	57		3/6					1/1		4/7						8
8	SUKJAN Supharat	2/6	33		1/4	0/1				1/1		2/2						4
9	MANMAI Punpana																	
10	SRITHAMMA Kwanruedi	1/1	100		1/1							1/1						2
11	WONGNARA Orrathai	2/3	66		2/2					0/1	1/1	1/1						4
12	JANJIT Kawinthida																	
14	CHALACHAI Pornpiroon	1/2	50		1/2						0/2	1/1						2
	Bench/Team																	
Total		18/33	54		11/21	0/2	0/1			7/9	2/8	16/18						36

Goalkeepers		Total Shots		INF Shots		SPS Shots		SPE Shots		DIG Shots		OSG Shots		ONP Shots		P6M Shots	
No	Name	S/S	%	S/S	%	S/S	%	S/S	%	S/S	%	S/S	%	S/S	%	S/S	%
1	THONGKOT Pakakan	13/25	52			5/7	71	7/13	53							1/5	20
12	JANJIT Kawinthida	8/15	53			5/10	50	3/5	60								
Total		21/40	52			10/17	58	10/18	55							1/5	20

Teams Shots	Goals	Saves	Missed	Post	Total	%
Inflight Shots						
Spin Shots	11	10			21	52
Specialist Shots		2			2	
Direct Shots		1			1	
Other Spectacular Shots						
One Point Shots						
Penalty Shots	7	2			9	77
Totals	18	15			33	54

Number of Attacks : 33    Scoring Efficiency : 54%

Offence		Defence	
	0/0 Right		2/3 Left
7/9 P6m	16/18 Center	1/19 Center	1/5 P6m
	2/8 Left		0/0 Right

LEGEND							
%	Efficiency	1st	1st Suspension	2nd	2nd Suspension	C	Center Shots
DIG	Direct Shots	EX	Exclusions	G/S	Goals/Shots	INF	Inflight Shots
L	Left Shots	P6M	6 Meters Penalty Shots	R	Right Shots	RC	Red Card
MP	Matches Played	ONP	One Point Shots	OSG	Other Spectacular Shots	S/S	Saves/Shots
SPE	Specialist Shots	SPS	Spin Shots				



## Match Team Statistics

Thống kê đấu đồng đội

THA 1 - 2 CHN

( 16-13, 14-15, 6-7 )

Game No: 36

Referees: MOHAMMED S H AL-HAIL Khalid (QAT) / AL-YAZEEDI Ali (QAT)

### CHN - China

Players		Shots									Position			Penalties				PTS
No	Name	G/S	%	INF	SPS	SPE	DIG	OSG	ONP	P6M	L	C	R	1st	2nd	RC	EX	
1	SI Yan																	
6	SHEN Ping													1				
7	HAN Xinru	3/4	75		2/3					1/1	1/1	2/4						6
8	ZHANG Tianjie	1/5	20		0/2	1/3						1/2						2
9	du Jijuan	3/9	33		0/4	2/4				1/1	0/2	3/5						4
14	DONG Dandi																	
17	ZHOU Ting	6/10	60		2/4	3/5				1/1		6/6		1				11
20	LI Yao	5/11	45		3/4	2/6				0/1		5/1						10
22	LIU Zhiyue	1/1	100							1/1		1/1						2
23	AN Xin																	
	Bench/Team																	
Total		19/40	47		7/17	8/18				4/5	1/3	18/19		2				35

Goalkeepers		Total Shots		INF Shots		SPS Shots		SPE Shots		DIG Shots		OSG Shots		ONP Shots		P6M Shots	
No	Name	S/S	%	S/S	%	S/S	%	S/S	%	S/S	%	S/S	%	S/S	%	S/S	%
1	SI Yan	0/3	0			10/21	47	2/2	100	1/1	100					0/3	0
23	AN Xin																
Total		0/3	0			10/21	47	2/2	100	1/1	100					0/3	0

Teams Shots	Goals	Saves	Missed	Post	Total	%
Inflight Shots						
Spin Shots	7	10			17	41
Specialist Shots	8	10			18	44
Direct Shots						
Other Spectacular Shots						
One Point Shots						
Penalty Shots	4	1			5	80
Totals	19	21			40	47

Number of Attacks : 40    Scoring Efficiency : 47%

Offence		Defence	
	0/0 Right		6/8 Left
4/5 P6m	18/19 Center	2/18 Center	2/9 P6m
	1/3 Left		0/0 Right

LEGEND							
%	Efficiency	1st	1st Suspension	2nd	2nd Suspension	C	Center Shots
DIG	Direct Shots	EX	Exclusions	G/S	Goals/Shots	INF	Inflight Shots
L	Left Shots	P6M	6 Meters Penalty Shots	R	Right Shots	RC	Red Card
MP	Matches Played	ONP	One Point Shots	OSG	Other Spectacular Shots	S/S	Saves/Shots
SPE	Specialist Shots	SPS	Spin Shots				



## Match Team Statistics

Thống kê đấu đồng đội

**BAN 0 - 2 JPN**

**( 5-21, 6-24 )**

Game No: 39

Referees: NGUYEN DAC Thinh (VIE) / THACH le Hung (VIE)

### BAN - Bangladesh

Players		Shots									Position			Penalties				PTS
No	Name	G/S	%	INF	SPS	SPE	DIG	OSG	ONP	P6M	L	C	R	1st	2nd	RC	EX	
1	MING Shushila																	
3	SIFA Mosammat																	
4	AKTER Shirina	1/2	50	1/1	0/1						1/1	0/1		1				2
5	KHATUN Mosammat Rahima	1/1	100		1/1							1/1						2
6	RANI Purnima	0/1	0		0/1							0/1						
7	BAGUM Sumy	1/4	25		0/3				1/1			1/4						1
8	BISWAS Falguni	2/3	66		1/2				1/1		1/1	1/2						2
9	NISHE Ismat Ara	3/3	100						3/3		1/1	2/2		1	1			3
10	AKTER Dalia	1/5	20		0/1	1/4					1/2	0/4		1				1
12	PINKY Tabassum Tamanna																	
	Bench/Team																	
<b>Total</b>		9/19	47	1/1	2/9	1/4			5/5		4/5	5/15		3	1			11

Goalkeepers		Total Shots		INF Shots		SPS Shots		SPE Shots		DIG Shots		OSG Shots		ONP Shots		P6M Shots	
No	Name	S/S	%	S/S	%	S/S	%	S/S	%	S/S	%	S/S	%	S/S	%	S/S	%
1	MING Shushila	0/10	0			0/4	0	0/4	0							0/2	0
12	PINKY Tabassum Tamanna	2/16	12			0/7	0	1/6	16							1/3	33
<b>Total</b>		2/26	7			0/11	0	1/10	10							1/5	20

Teams Shots	Goals	Saves	Missed	Post	Total	%
Inflight Shots	1				1	100
Spin Shots	2	4	2	1	9	22
Specialist Shots	1	3			4	25
Direct Shots						
Other Spectacular Shots						
One Point Shots	5				5	100
Penalty Shots						
<b>Totals</b>	9	7	2	1	19	47

Number of Attacks : 19    Scoring Efficiency : 47%

Offence		Defence	
	0/0 <b>Right</b>		0/11 <b>Left</b>
0/0 <b>P6m</b>	5/15 <b>Center</b>	4/16 <b>Center</b>	2/6 <b>P6m</b>
	4/5 <b>Left</b>		0/1 <b>Right</b>

### LEGEND

%	Efficiency	1st	1st Suspension	2nd	2nd Suspension	C	Center Shots
DIG	Direct Shots	EX	Exclusions	G/S	Goals/Shots	INF	Inflight Shots
L	Left Shots	P6M	6 Meters Penalty Shots	R	Right Shots	RC	Red Card
MP	Matches Played	ONP	One Point Shots	OSG	Other Spectacular Shots	S/S	Saves/Shots
SPE	Specialist Shots	SPS	Spin Shots				



## Match Team Statistics

Thống kê đấu đồng đội

**BAN 0 - 2 JPN**

**( 5-21, 6-24 )**

**Game No: 39**

**Referees:** NGUYEN DAC Thinh (VIE) / THACH le Hung (VIE)

### JPN - Japan

Players		Shots									Position			Penalties				PTS
No	Name	G/S	%	INF	SPS	SPE	DIG	OSG	ONP	P6M	L	C	R	1st	2nd	RC	EX	
1	NAKAYA Kaori	6/6	100		5/5	1/1					1/1	5/5						12
2	ODA Mai	3/3	100		2/2	1/1					3/3							5
3	KUTSUKAKE Erina	1/2	50		1/2							1/2						2
4	TANIKAWA Shoko	4/6	66			2/2				2/4	2/2	2/4						8
5	TABATA Runa	6/6	100			4/4				2/2	2/2	3/3	1/1					11
6	SANADA Midori	1/1	100		1/1						1/1							2
7	OGASAWARA Azusa	1/2	50			1/2						1/2						2
8	SHIBATA Mao	1/1	100		1/1						1/1							1
9	FUKUZAWA Ayaka	1/1	100		1/1						1/1							2
10	KATSUDA Saaya																	
	Bench/Team																	
<b>Total</b>		24/28	85		11/12	9/10				4/6	11/11	12/16	1/1					45

Goalkeepers		Total Shots		INF Shots		SPS Shots		SPE Shots		DIG Shots		OSG Shots		ONP Shots		P6M Shots	
No	Name	S/S	%	S/S	%	S/S	%	S/S	%	S/S	%	S/S	%	S/S	%	S/S	%
9	FUKUZAWA Ayaka	4/9	44			3/5	60	1/2	50					0/2	0		
7	OGASAWARA Azusa	3/7	42	0/1	0	1/1	100	2/2	100					0/3	0		
<b>Total</b>		7/16	43	0/1	0	4/6	66	3/4	75					0/5	0		

Teams Shots	Goals	Saves	Missed	Post	Total	%
Inflight Shots						
Spin Shots	11		1		12	91
Specialist Shots	9	1			10	90
Direct Shots						
Other Spectacular Shots						
One Point Shots						
Penalty Shots	4	1		1	6	66
<b>Totals</b>	24	2	1	1	28	85

**Number of Attacks :** 28    **Scoring Efficiency :** 85%

Offence		Defence	
	1/1 <b>Right</b>		1/5 <b>Left</b>
4/6 <b>P6m</b>	12/16 <b>Center</b>	10/15 <b>Center</b>	0/0 <b>P6m</b>
	11/11 <b>Left</b>		0/0 <b>Right</b>

LEGEND							
%	Efficiency	1st	1st Suspension	2nd	2nd Suspension	C	Center Shots
DIG	Direct Shots	EX	Exclusions	G/S	Goals/Shots	INF	Inflight Shots
L	Left Shots	P6M	6 Meters Penalty Shots	R	Right Shots	RC	Red Card
MP	Matches Played	ONP	One Point Shots	OSG	Other Spectacular Shots	S/S	Saves/Shots
SPE	Specialist Shots	SPS	Spin Shots				



## Cumulative Statistics

Thống kê tích lũy  
AFG - Afghanistan  
After 7 matches

Players		Shots									Position			Penalties				PTS
No	Name	G/S	%	INF	SPS	SPE	DIG	OSG	ONP	P6M	L	C	R	1st	2nd	RC	EX	
1	SALIMI Mohd Bashir	4/5	80		2/3	1/1	1/1					4/5						8
2	RASOULI Fardin	24/39	61	2/4	7/12	10/17	2/3			3/3	2/2	21/29	1/1	1				44
3	BAHAR Mirwais	27/43	62	2/3	21/30	3/8				1/2	4/8	21/25	2/2	1				54
4	AFZALI Mohd Bashir	4/7	57		3/6				1/1		2/2	2/5	0/1	3	1			4
5	NABIZADA Esmatullah	38/56	67	0/1	32/47	2/2		0/1	2/2	2/3	13/15	21/33	4/11	1			1	65
6	AHMADI Habibullah	21/35	60	1/1	14/25	1/3		1/1	4/4	0/1	3/6	16/26	2/3	1				31
7	AKBARY Mohammad Zamir	5/6	83		3/3				2/2	0/1		5/3		1				5
	TEAM_INFO	123/191																
Total		1	64	5/9	82/126	17/31	3/4	1/2	9/9	6/10	24/33	90/126	9/18	8	1		1	211

Goalkeepers		Total Shots		INF Shots		SPS Shots		SPE Shots		DIG Shots		OSG Shots		ONP Shots		P6M Shots	
No	Name	S/S	%	S/S	%	S/S	%	S/S	%	S/S	%	S/S	%	S/S	%	S/S	%
2	RASOULI Fardin	186/112	15	28/133	21	112/77	14	28/238	11	7/7	100	7/77	9	0/7	0	14/56	25
Total		81	15	28/133	21	0	14	28/238	11	7/7	100	7/77	9	0/7	0	14/56	25

Teams Shots	Goals	Saves	Missed	Post	Total	%
Inflight Shots	5	3	1		9	55
Spin Shots	82	31	11	2	126	65
Specialist Shots	17	14			31	54
Direct Shots	3	1			4	75
Other Shots	1		1		2	50
One Point Shots	9				9	100
Penalty Shots	6	3	1		10	60
Totals	123	52	14	2	191	64

Number of Attacks : 191    Scoring Efficiency : 64%

Offence		Defence	
	9/18 Right		122/251 Left
6/10 P6m	90/126 Center		132/705 Center
	24/33 Left		87/175 Right

### LEGEND

%	Efficiency	1st	1st Suspension	2nd	2nd Suspension	C	Center Shots
DIG	Direct Shots	EX	Exclusions	G/S	Goals/Shots	INF	Inflight Shots
L	Left Shots	P6M	6 Meters Penalty Shots	R	Right Shots	RC	Red Card
MP	Matches Played	ONP	One Point Shots	OSG	Other Spectacular Shots	S/S	Saves/Shots
SPE	Specialist Shots	SPS	Spin Shots				



## Cumulative Statistics

Thống kê tích lũy

BRN - Bahrain

After 6 matches

Players		Shots									Position			Penalties				PTS
No	Name	G/S	%	INF	SPS	SPE	DIG	OSG	ONP	P6M	L	C	R	1st	2nd	RC	EX	
3	MOHAMED Fahad	4/6	66		2/3					2/3		2/3	2/3	1				6
4	MAHDI Mahmood	29/46	63	2/2	20/34		1/2	2/4	1/1	3/3	15/18	12/27	2/8	1				48
6	AHMED Sayed Shehab	33/48	68	5/5	19/31	2/2	1/1			6/9	3/15	21/19	9/12					49
7	ABDULLA Salman																	
10	ASKANI Bilal	19/30	63	5/6	6/12	5/7	0/1		1/1	2/3	4/5	13/19	2/8	1				37
11	MOHAMED Jaafar	24/34	70	3/5	10/15	2/2	5/7	4/5			2/10	19/22	3/3					44
12	ALQAIDOOM Husain	3/5	60		1/2	2/2				0/1		3/5						6
15	FARDAN Mohamed	3/3	100	1/1	2/2						1/1	2/2		4	1			4
16	ALZAIMOOR Abdulla	2/3	66	1/1	1/2							1/2	1/1					2
19	ALNASHEET Adam	11/15	73	2/2	5/8		2/2			2/3	1/3	6/10	4/4					17
20	ALMOULANI Tamim	1/1	100		1/1							1/1		3				
TEAM_INFO		129/19																
Total		1	67	19/22	66/108	12/15	9/13	6/9	2/2	15/22	26/52	80/110	23/39	10	1			213

Goalkeepers		Total Shots		INF Shots		SPS Shots		SPE Shots		DIG Shots		OSG Shots		ONP Shots		P6M Shots	
No	Name	S/S	%	S/S	%	S/S	%	S/S	%	S/S	%	S/S	%	S/S	%	S/S	%
12	ALQAIDOOM Husain	114/52	21	12/42	28	60/294	20	12/90	13	18/36	50	0/12	0			12/54	22
16	ALZAIMOOR Abdulla	224/84	34	25/70	35	45/105	42	20/55	36	15/40	37	5/15	33			0/35	0
Total		8	26	37/112	33	9	26	32/145	22	33/76	43	5/27	18			12/89	13

Teams Shots	Goals	Saves	Missed	Post	Total	%
Inflight Shots	17	1		2	20	85
Spin Shots	57	20	11	6	94	60
Specialist Shots	11	3			14	78
Direct Shots	7		1		8	87
Other Shots	6	1			7	85
One Point Shots	1				1	100
Penalty Shots	10	6			16	62
Totals	109	31	12	8	160	68

Number of Attacks : 160    Scoring Efficiency : 68%

Offence		Defence	
15/22 P6m	23/39 Right  80/110 Center  26/52 Left	105/251 Left  94/639 Center  85/160 Right	28/105 P6m

LEGEND							
%	Efficiency	1st	1st Suspension	2nd	2nd Suspension	C	Center Shots
DIG	Direct Shots	EX	Exclusions	G/S	Goals/Shots	INF	Inflight Shots
L	Left Shots	P6M	6 Meters Penalty Shots	R	Right Shots	RC	Red Card
MP	Matches Played	ONP	One Point Shots	OSG	Other Spectacular Shots	S/S	Saves/Shots
SPE	Specialist Shots	SPS	Spin Shots				



## Cumulative Statistics

Thống kê tích lũy  
HKG - Hong Kong, China  
After 7 matches

Players		Shots									Position			Penalties				PTS
No	Name	G/S	%	INF	SPS	SPE	DIG	OSG	ONP	P6M	L	C	R	1st	2nd	RC	EX	
1	CHAN Chun Ho	8/11	72		2/3				1/1	5/7		8/11		3				15
4	LEUNG Chun Yin	8/11	72	0/1	4/6	3/3			1/1		2/2	6/10			1			15
7	YU Ping San	16/28	57	1/1	12/21	0/1		2/4		1/1	7/13	8/10	1/4	1				31
9	YEUNG Kong Kiu	1/1	100		1/1							1/1		3	1			2
12	LEUNG Huen Ming	12/14	85		8/10		2/2		1/1	1/1		9/9	3/4					20
14	YIU Tai Wai	8/11	72	2/3	5/7	1/1					5/7	2/3	1/1					16
16	NG Yin Pak																	
29	LIN Ming Fai	18/38	47	1/4	11/19	2/4	2/7		1/1	1/3	3/4	13/21	2/5	2				33
33	YUEN Hei Yin	20/36	55	3/4	12/21	0/1	2/3	3/6		0/1	5/11	13/15	2/5	1				39
40	IP Kwun Hung Eddy	27/43	62	6/7	9/18	7/7	5/11				5/16	22/30	0/6					54
	TEAM_INFO	118/193																
Total		3	61	13/20	64/106	13/17	11/23	5/10	4/4	8/13	27/53	82/110	9/25	10	2			225

Goalkeepers		Total Shots		INF Shots		SPS Shots		SPE Shots		DIG Shots		OSG Shots		ONP Shots		P6M Shots	
No	Name	S/S	%	S/S	%	S/S	%	S/S	%	S/S	%	S/S	%	S/S	%	S/S	%
4	LEUNG Chun Yin	99	10	14/112	12	84/679	12	0/105	0	14/63	22	0/56	0	0/21	0	7/63	11
16	NG Yin Pak	19/66	0	0/35	0	0/7	0					0/7	0			0/7	0
Total		55	10	14/147	9	84/686	12	0/105	0	14/63	22	0/63	0	0/21	0	7/70	10

Teams Shots	Goals	Saves	Missed	Post	Total	%
Inflight Shots	13	6		1	20	65
Spin Shots	64	27	15		106	60
Specialist Shots	13	3	1		17	76
Direct Shots	11	7	2	3	23	47
Other Shots	5	5			10	50
One Point Shots	4				4	100
Penalty Shots	8	3	2		13	61
Totals	118	51	20	4	193	61

Number of Attacks : 193    Scoring Efficiency : 61%

Offence		Defence	
	9/25 Right		121/274 Left
8/13 P6m	82/110 Center		143/823 Center
	27/53 Left		88/212 Right
			33/120 P6m

LEGEND							
%	Efficiency	1st	1st Suspension	2nd	2nd Suspension	C	Center Shots
DIG	Direct Shots	EX	Exclusions	G/S	Goals/Shots	INF	Inflight Shots
L	Left Shots	P6M	6 Meters Penalty Shots	R	Right Shots	RC	Red Card
MP	Matches Played	ONP	One Point Shots	OSG	Other Spectacular Shots	S/S	Saves/Shots
SPE	Specialist Shots	SPS	Spin Shots				



## Cumulative Statistics

Thống kê tích lũy

IND - India

After 5 matches

Players		Shots									Position			Penalties				PTS
No	Name	G/S	%	INF	SPS	SPE	DIG	OSG	ONP	P6M	L	C	R	1st	2nd	RC	EX	
1	MOHAMMAD HAKIM Mohammad Hakim	6/7	85		1/2	2/2	2/2	1/1			1/2	5/5						12
2	BOOTARAM SATPAL Bootaram Satpal	19/28	67		16/24	1/1	2/2			0/1	1/11	18/17						35
3	DEWAN Rahul	2/5	40		1/4					1/1		1/2	1/3					4
4	DAVINDER SINGH Davinder Singh	23/28	82	1/1	15/19	3/3				4/5	4/4	17/20	2/2	3	1			46
5	NAIN Ashok	27/39	69	1/1	16/22	7/13	3/3				2/2	23/33	2/14	1				53
6	JAGZAP Mangesh Prakash	0/1	0		0/1							0/1		1		1		
7	SONAWANE Abhishek Bhaskarrao	18/27	66	1/2	14/20	2/3				1/2	3/4	15/17		2				31
8	MUKESH Mukesh	1/1	100		1/1						1/1							2
9	SUNIL KUMAR Sunil Kumar	5/7	71	1/1	1/1	2/2	1/3					4/4	1/1	2	1			10
	TEAM_INFO	104/144																
Total		3	70	4/5	65/94	17/24	8/10	1/1		6/9	12/24	83/99	6/20	9	2	1		193

Goalkeepers		Total Shots		INF Shots		SPS Shots		SPE Shots		DIG Shots		OSG Shots		ONP Shots		P6M Shots	
No	Name	S/S	%	S/S	%	S/S	%	S/S	%	S/S	%	S/S	%	S/S	%	S/S	%
1	MOHAMMAD HAKIM Mohammad Hakim	95/565	16	20/190	10	50/265	18	15/45	33	0/25	0	5/10	50	0/5	0	5/25	20
9	SUNIL KUMAR Sunil Kumar	49/285	14	0/15	0	25/205	12	5/15	33	0/5	0	0/5	0	0/10	0	10/30	33
Total		0	15	20/205	9	75/470	15	20/60	33	0/30	0	5/15	33	0/15	0	15/55	27

Teams Shots	Goals	Saves	Missed	Post	Total	%
Inflight Shots	4	1			5	80
Spin Shots	65	16	9	4	94	69
Specialist Shots	17	6	1		24	70
Direct Shots	8	1	1		10	80
Other Shots	1				1	100
One Point Shots						
Penalty Shots	6	3			9	66
Totals	101	27	11	4	143	70

Number of Attacks : 143    Scoring Efficiency : 70%

Offence		Defence	
	6/20 Right		59/183 Left
6/9 P6m	83/99 Center	75/551 Center	24/85 P6m
	12/24 Left		53/119 Right

LEGEND							
%	Efficiency	1st	1st Suspension	2nd	2nd Suspension	C	Center Shots
DIG	Direct Shots	EX	Exclusions	G/S	Goals/Shots	INF	Inflight Shots
L	Left Shots	P6M	6 Meters Penalty Shots	R	Right Shots	RC	Red Card
MP	Matches Played	ONP	One Point Shots	OSG	Other Spectacular Shots	S/S	Saves/Shots
SPE	Specialist Shots	SPS	Spin Shots				





## Cumulative Statistics

Thống kê tích lũy

JPN - Japan

After 7 matches

Players		Shots									Position			Penalties				PTS
No	Name	G/S	%	INF	SPS	SPE	DIG	OSG	ONP	P6M	L	C	R	1st	2nd	RC	EX	
1	NAKANO Yohei	9/17	52	1/2	3/6	3/6	2/2			0/1	3/6	4/8	2/4					18
2	TAKAHASHI Koji	11/18	61	1/1	6/11	2/3				2/3	4/5	5/11	2/2					20
3	TAKANO Katsuya													1				
4	TAKARA Yuuki	39/69	56	2/7	25/41	3/9		1/2		8/10	12/27	21/34	6/6					75
5	TAGAI Motoki	8/10	80	0/1	3/3	1/1				4/5	1/3	6/7	1/1					14
6	HOSOKAWA Tomoaki	42/72	58	2/2	24/52	7/8	1/1			8/9	6/24	24/38	12/37	1		1		92
7	ODA Junya													3	1			2
8	OGATA Yuto	20/30	66	2/5	8/13	6/7	3/3			1/2	7/11	11/14	2/2					40
9	OKUNO Akihiro	4/4	100		4/4							3/3	1/1					8
10	HANAMIYA Takumi																	
	TEAM_INFO	133/22																
Total		0	60	8/18	73/130	22/34	6/6	1/2		23/30	33/76	74/115	26/53	5	1	1		269

Goalkeepers		Total Shots		INF Shots		SPS Shots		SPE Shots		DIG Shots		OSG Shots		ONP Shots		P6M Shots	
No	Name	S/S	%	S/S	%	S/S	%	S/S	%	S/S	%	S/S	%	S/S	%	S/S	%
9	OKUNO Akihiro	28/71	39	21/140	15	12/72	17	56/224	25	21/56	37	21/63	33	0/7	0	42/119	35
Total		30	21	21/140	15	1	17	56/224	25	21/56	37	21/63	33	0/7	0	42/119	35

Teams Shots	Goals	Saves	Missed	Post	Total	%
Inflight Shots	8	8	2		18	44
Spin Shots	77	42	10	7	136	56
Specialist Shots	23	10	2		35	65
Direct Shots	6				6	100
Other Shots	1	1			2	50
One Point Shots						
Penalty Shots	23	4	1	2	30	76
Totals	138	65	15	9	227	60

Number of Attacks : 227    Scoring Efficiency : 60%

Offence			Defence		
23/30 P6m	26/53 Right		104/251 Left		
	74/115 Center		130/818 Center		31/103 P6m
	33/76 Left		77/184 Right		

LEGEND							
%	Efficiency	1st	1st Suspension	2nd	2nd Suspension	C	Center Shots
DIG	Direct Shots	EX	Exclusions	G/S	Goals/Shots	INF	Inflight Shots
L	Left Shots	P6M	6 Meters Penalty Shots	R	Right Shots	RC	Red Card
MP	Matches Played	ONP	One Point Shots	OSG	Other Spectacular Shots	S/S	Saves/Shots
SPE	Specialist Shots	SPS	Spin Shots				



## Cumulative Statistics

Thống kê tích lũy

OMA - Oman

After 7 matches

Players		Shots										Position			Penalties				PTS
No	Name	G/S	%	INF	SPS	SPE	DIG	OSG	ONP	P6M	L	C	R	1st	2nd	RC	EX		
2	AL-HADIDI Ashraf Khamis Mohamed	8/10	80	0/1	4/5	4/4						8/10						16	
3	AL-JABRI Hussain Ali Ayil	3/5	60		0/1	3/4					1/1	2/4						6	
11	AL DUGHAIISHI Marwan Saaiyid Khamis	20/29	68	1/2	11/17	6/7			2/2	0/1	2/3	13/11	5/7					38	
17	AL HARTHI Yasir Said Sulaiman	3/4	75		3/4						1/1	2/3		1				6	
18	AL SULEIMANI Mehdi Salim Mohammed													2		2			
20	AL HASANI Said Hamed Saud	27/31	87	3/3	21/23	2/2	0/1			1/2	5/5	18/21	4/5	1				52	
28	AL AZAN Azan Ali Said	3/3	100			3/3						3/3						6	
33	AL TAMTAMI Nasr Khamis Halait	46/63	73	0/1	37/49	7/9	1/2			1/2	7/16	35/43	4/4					87	
77	AL-KASBI Usama Mohammed Said	15/17	88	0/1	8/8	2/2				5/6		13/15	2/2					29	
90	AL HASANI As'ad Said Rashid	41/56	73	0/1	17/23	17/24				7/8	9/12	32/31	0/1					82	
	TEAM_INFO	166/211			101/131							126/141							
Total		8	76	4/9	0	44/55	1/3		2/2	14/19	25/38	1	15/19	4		2		322	

Goalkeepers		Total Shots		INF Shots		SPS Shots		SPE Shots		DIG Shots		OSG Shots		ONP Shots		P6M Shots	
No	Name	S/S	%	S/S	%	S/S	%	S/S	%	S/S	%	S/S	%	S/S	%	S/S	%
2	AL-HADIDI Ashraf Khamis Mohamed	245/88				119/42											
3	AL-JABRI Hussain Ali Ayil	9	27	7/98	7	7	27	77/189	40	7/28	25			0/35	0	35/112	31
28	AL AZAN Azan Ali Said	84/203	41	0/7	0	77/182	42	7/14	50								
Total		92	30	7/105	6	9	32	84/203	41	7/28	25			0/35	0	35/112	31

Teams Shots	Goals	Saves	Missed	Post	Total	%
Inflight Shots	4	3	2		9	44
Spin Shots	101	20	7	2	130	77
Specialist Shots	44	7	2	2	55	80
Direct Shots	1	2			3	33
Other Shots						
One Point Shots	2				2	100
Penalty Shots	14	5			19	73
Totals	166	37	11	4	218	76

Number of Attacks : 218    Scoring Efficiency : 76%

Offence		Defence	
	15/19 Right		128/305 Left
14/19 P6m	126/141 Center		157/815 Center
	25/38 Left		100/191 Right
			27/99 P6m

LEGEND							
%	Efficiency	1st	1st Suspension	2nd	2nd Suspension	C	Center Shots
DIG	Direct Shots	EX	Exclusions	G/S	Goals/Shots	INF	Inflight Shots
L	Left Shots	P6M	6 Meters Penalty Shots	R	Right Shots	RC	Red Card
MP	Matches Played	ONP	One Point Shots	OSG	Other Spectacular Shots	S/S	Saves/Shots
SPE	Specialist Shots	SPS	Spin Shots				



## Cumulative Statistics

Thống kê tích lũy

PAK - Pakistan

After 6 matches

Players		Shots									Position			Penalties				PTS
No	Name	G/S	%	INF	SPS	SPE	DIG	OSG	ONP	P6M	L	C	R	1st	2nd	RC	EX	
1	ALI Tahir	5/7	71		1/2	1/2	3/3					5/6	0/1					9
3	HUSSAIN Hazrat	33/42	78	5/7	20/23	4/6	1/3			3/3	13/15	19/20	1/1	3				65
4	SAEED Asim	23/29	79	4/4	12/17	3/4	3/3			1/1	10/12	10/8	3/9	2	1	1		43
5	ULLAH Abid	3/3	100	2/2						1/1	1/1	2/2						5
6	PERVAIZ Muhammad Shahid	37/45	82	9/9	13/17	3/3	6/7			6/9	7/10	30/30	0/3					72
7	ALI Asif													1				
8	KHAN Rana Waqar													1				
9	YASIN Khawar	7/11	63	2/2	3/5	1/1	0/2			1/1	3/3	3/7	1/1	1	1			14
10	ATIF Muhammad Uzair	11/19	57	1/2	9/12	1/2				0/3	5/7	5/4	1/1	1		1		21
11	HUSSAIN Muzamal	17/22	77		14/18	2/2	0/1			1/1	5/7	10/15	2/7	1				33
	TEAM_INFO	136/178																
Total		8	76	23/26	72/94	15/20	13/19			13/19	44/55	84/92	8/23	10	2	2		262

Goalkeepers		Total Shots		INF Shots		SPS Shots		SPE Shots		DIG Shots		OSG Shots		ONP Shots		P6M Shots	
No	Name	S/S	%	S/S	%	S/S	%	S/S	%	S/S	%	S/S	%	S/S	%	S/S	%
1	ALI Tahir	8	22	24/66	36	4	24	6/84	7	12/48	25			0/12	0	18/84	21
7	ALI Asif	24/54	11			18/23	14			0/6	0					0/6	0
Total		2	22	24/66	36	6	23	6/84	7	12/54	22			0/12	0	18/90	20

Teams Shots	Goals	Saves	Missed	Post	Total	%
Inflight Shots	23	3			26	88
Spin Shots	72	15	6	1	94	76
Specialist Shots	15	4	1		20	75
Direct Shots	13	5	1		19	68
Other Shots						
One Point Shots						
Penalty Shots	13	4	2		19	68
Totals	136	31	10	1	178	76

Number of Attacks : 178    Scoring Efficiency : 76%

Offence		Defence	
	8/23 Right		78/195 Left
13/19 P6m	84/92 Center		79/703 Center
	44/55 Left		62/152 Right
			25/96 P6m

LEGEND							
%	Efficiency	1st	1st Suspension	2nd	2nd Suspension	C	Center Shots
DIG	Direct Shots	EX	Exclusions	G/S	Goals/Shots	INF	Inflight Shots
L	Left Shots	P6M	6 Meters Penalty Shots	R	Right Shots	RC	Red Card
MP	Matches Played	ONP	One Point Shots	OSG	Other Spectacular Shots	S/S	Saves/Shots
SPE	Specialist Shots	SPS	Spin Shots				



## Cumulative Statistics

Thống kê tích lũy

**QAT - Qatar**

After 6 matches

Players		Shots									Position			Penalties				PTS
No	Name	G/S	%	INF	SPS	SPE	DIG	OSG	ONP	P6M	L	C	R	1st	2nd	RC	EX	
1	GARBA Ali																	
3	MORGAN Ahmed													3		1		
4	ABDELHAK Ahmed	21/31	67	15/17	4/11	1/2				1/1	0/15	17/23	4/7	1				40
6	ZOUAOUI Anis	32/42	76	4/6	24/32		1/1			3/3	11/5	21/27	0/3	1				60
8	HASSAN Mohamed	25/31	80	3/4	9/10	8/11	3/3			2/3	2/2	22/24	1/1					50
9	DENGUIR Amir	18/22	81	2/4	14/14	0/2				2/2	2/2	16/17		1				33
16	MAHFOUZ Mohab	1/1	100			1/1						1/1				1		2
17	MOHAMED Mutasem	10/11	90	3/4	6/6		1/1					10/10						26
24	KENAOUI Sid	2/2	100		2/2						1/1	1/1		3		1		4
90	KAKHI Hani	35/45	77	11/11	19/25	2/3	0/2	1/2		2/2	1/3	32/29	2/3					69
	TEAM_INFO	144/18										120/13						
Total		5	77	38/46	78/100	12/19	5/7	1/2		10/11	17/28	2	7/14	9		3		284

Goalkeepers		Total Shots		INF Shots		SPS Shots		SPE Shots		DIG Shots		OSG Shots		ONP Shots		P6M Shots	
No	Name	S/S	%	S/S	%	S/S	%	S/S	%	S/S	%	S/S	%	S/S	%	S/S	%
1	GARBA Ali	144/188	33	18/36	50	72/264	27	36/78	46	12/24	50	6/6	100			0/24	0
16	MAHFOUZ Mohab	156/278	42	15/60	25	70/155	45	20/55	36	5/15	33	0/5	0			45/100	45
Total		7	37	33/96	34	9	33	56/133	42	17/39	43	6/11	54			45/124	36

Teams Shots	Goals	Saves	Missed	Post	Total	%
Inflight Shots	38	5	2	1	46	82
Spin Shots	81	15	7		103	78
Specialist Shots	12	7			19	63
Direct Shots	5	2			7	71
Other Shots	1	1			2	50
One Point Shots						
Penalty Shots	10	1			11	90
Totals	147	31	9	1	188	78

Number of Attacks : 188    Scoring Efficiency : 78%

Offence		Defence	
	7/14 Right		78/222 Left
10/11 P6m	120/132 Center		75/663 Center
	17/28 Left		70/161 Right
			30/104 P6m

### LEGEND

%	Efficiency	1st	1st Suspension	2nd	2nd Suspension	C	Center Shots
DIG	Direct Shots	EX	Exclusions	G/S	Goals/Shots	INF	Inflight Shots
L	Left Shots	P6M	6 Meters Penalty Shots	R	Right Shots	RC	Red Card
MP	Matches Played	ONP	One Point Shots	OSG	Other Spectacular Shots	S/S	Saves/Shots
SPE	Specialist Shots	SPS	Spin Shots				



## Cumulative Statistics

Thống kê tích lũy

**SRI - Sri Lanka**

After 6 matches

Players		Shots									Position			Penalties				PTS
No	Name	G/S	%	INF	SPS	SPE	DIG	OSG	ONP	P6M	L	C	R	1st	2nd	RC	EX	
1	JAYASIRIGE Rusiru Prabath Jayasiri	2/2	100		1/1		1/1					2/2						3
2	GALHENA KANKANAMGE Sanjaya Kumara	9/19	47		5/8	3/5	1/6				0/1	8/17	1/4		1			17
3	WEERAKKODI Harsha Prasad de Silva	27/32	84	1/1	23/26	1/2	2/2			0/1	3/9	22/17	2/3	1	1	1		47
4	KOSWATHTHA MUHANDIRAM RAL S. S. B.	43/55	78	0/1	33/40	5/7	1/3		1/1	3/3	2/9	32/35	9/15	1			1	83
5	HEWA MALAWIGE Milan Madushan	0/2	0				0/2					0/2	0/1	1	1			
6	AGAMPUDI Chanaru Madushanka	1/1	100		1/1							1/1		1				2
8	HETTIGODAGE Anil Dasantha Hettigoda	4/4	100		4/4						1/1	3/3		1				7
9	RATHNAYAKA MUDIYANSELAGE N. P. K.	13/17	76	1/1	9/12	3/4					2/2	11/14						26
10	THILAKARATHNA MUDIYANSELA P. K. T.	4/6	66		4/6							4/6		1				5
12	DRABATH Madushanka	12/13	92	4/4	7/8	1/1						12/13		2				23
TEAM_INFO		115/15																
Total		1	76	6/7	87/106	13/19	5/14		1/1	3/4	8/22	95/110	12/23	8	3	1	1	213

Goalkeepers		Total Shots		INF Shots		SPS Shots		SPE Shots		DIG Shots		OSG Shots		ONP Shots		P6M Shots	
No	Name	S/S	%	S/S	%	S/S	%	S/S	%	S/S	%	S/S	%	S/S	%	S/S	%
1	JAYASIRIGE Rusiru Prabath Jayasiri	96/228	42	0/6	0	48/114	42	48/96	50	0/6	0					0/6	0
2	GALHENA KANKANAMGE Sanjaya Kumara	84/546	15	6/18	33	42/342	12	24/96	25	6/54	11					6/36	16
9	RATHNAYAKA MUDIYANSELAGE N. P. K.	54/183	33			36/132	27	6/12	50	12/12	100			0/6	0		
Total		6	25	6/24	25	8	21	78/204	38	18/72	25			0/6	0	6/42	14

Teams Shots	Goals	Saves	Missed	Post	Total	%
Inflight Shots	6	1			7	85
Spin Shots	87	13	4	2	106	82
Specialist Shots	13	5	1		19	68
Direct Shots	5	8		1	14	35
Other Shots						
One Point Shots	1				1	100
Penalty Shots	3		1		4	75
Totals	115	27	6	3	151	76

Number of Attacks : 151    Scoring Efficiency : 76%

Offence		Defence	
3/4 P6m	12/23 Right	105/238 Left	24/84 P6m
	95/110 Center	137/622 Center	
	8/22 Left	71/150 Right	

LEGEND							
%	Efficiency	1st	1st Suspension	2nd	2nd Suspension	C	Center Shots
DIG	Direct Shots	EX	Exclusions	G/S	Goals/Shots	INF	Inflight Shots
L	Left Shots	P6M	6 Meters Penalty Shots	R	Right Shots	RC	Red Card
MP	Matches Played	ONP	One Point Shots	OSG	Other Spectacular Shots	S/S	Saves/Shots
SPE	Specialist Shots	SPS	Spin Shots				



## Cumulative Statistics

Thống kê tích lũy

THA - Thailand

After 6 matches

Players		Shots									Position			Penalties				PTS
No	Name	G/S	%	INF	SPS	SPE	DIG	OSG	ONP	P6M	L	C	R	1st	2nd	RC	EX	
8	KHUNNARONG Rattanon													2				
9	SOMBUNJIT Anek	16/28	57	3/5	5/8	2/5	6/9			0/1		16/15						28
10	CHASITTHIDAMRONGSUK Kittipun	2/3	66	1/1						1/2		2/3						4
13	USUWAN Phairoj	21/24	87	8/10	3/3	4/4	5/5			1/2	1/1	17/17	3/5					36
15	SRICHAI Puwanart	40/55	72	8/11	11/15	7/11	2/3	1/2		11/13		40/16						68
16	SRISONG Chainarong	1/2	50			1/1	0/1					1/1	0/1					2
20	PUANGSALEE Eakchai																	
66	KIRIYA Wiriya	2/6	33	0/1	1/4					1/1		1/5	1/2	1				3
77	JANKRA Sirisak	27/39	69	5/7	18/26		1/1	3/5			12/14	12/19	3/4	2		1		44
99	KONGKA Bulakorn	25/38	65	1/4	15/22	3/3	1/3	2/2		3/4		13/15	12/13	1				36
	TEAM_INFO	134/191																
Total		5	68	26/39	53/78	17/24	15/22	6/9		17/23	13/15	102/91	19/25	6		1		221

Goalkeepers		Total Shots		INF Shots		SPS Shots		SPE Shots		DIG Shots		OSG Shots		ONP Shots		P6M Shots	
No	Name	S/S	%	S/S	%	S/S	%	S/S	%	S/S	%	S/S	%	S/S	%	S/S	%
16	SRISONG Chainarong	2	38	36/78	46	8	42	36/114	31	42/114	36	30/36	83	0/6	0	24/126	19
20	PUANGSALEE Eakchai	35/275	12	5/30	16	5/125	3	5/15	33	15/80	18	5/10	50			0/5	0
Total		27	32	41/108	37	3	32	41/129	31	57/194	29	35/46	76	0/6	0	24/131	18

Teams Shots	Goals	Saves	Missed	Post	Total	%
Inflight Shots	25	10		2	37	67
Spin Shots	47	16	5	1	69	68
Specialist Shots	16	7			23	69
Direct Shots	10	4	1		15	66
Other Shots	4	1			5	80
One Point Shots						
Penalty Shots	12	5	1		18	66
Totals	114	43	7	3	167	68

Number of Attacks : 167    Scoring Efficiency : 68%

Offence		Defence	
	19/25 Right		129/288 Left
17/23 P6m	102/91 Center		135/658 Center
	13/15 Left		95/174 Right
			29/104 P6m

LEGEND							
%	Efficiency	1st	1st Suspension	2nd	2nd Suspension	C	Center Shots
DIG	Direct Shots	EX	Exclusions	G/S	Goals/Shots	INF	Inflight Shots
L	Left Shots	P6M	6 Meters Penalty Shots	R	Right Shots	RC	Red Card
MP	Matches Played	ONP	One Point Shots	OSG	Other Spectacular Shots	S/S	Saves/Shots
SPE	Specialist Shots	SPS	Spin Shots				



## Cumulative Statistics

Thống kê tích lũy

VIE - Vietnam

After 7 matches

Players		Shots									Position			Penalties				PTS
No	Name	G/S	%	INF	SPS	SPE	DIG	OSG	ONP	P6M	L	C	R	1st	2nd	RC	EX	
1	DUONG XUAN Thanh																	
3	KIM XUAN Tien	30/39	76	4/6	19/24	3/3	1/3	2/2		1/1	2/3	17/18	11/13	1				53
4	HUYNH Ky	1/1	100		1/1						1/1			2				1
5	HOANG van Tien	17/22	77	11/12	4/4	0/1	2/5					17/17		1				33
6	NGUYEN van Tung	1/1	100		1/1							1/1		1	1			1
7	HUYNH NAM Tien	28/41	68	4/7	14/17	0/2	0/2	6/6		4/7	2/3	24/22	2/2	2				54
8	la van Lon	26/34	76	4/4	18/22	1/1	1/2	0/3		2/2	4/8	19/20	3/3	1				51
9	le van Binh	16/30	53	6/7	6/13	1/4	3/6				1/5	14/16	1/3					32
10	NGUYEN van Trong	35/54	64	4/6	22/37	1/2	2/3	6/6			14/18	18/33	3/14	2				65
11	NGUYEN VU Dung	3/3	100		1/1					2/2		3/3		1				6
	TEAM_INFO	157/22										113/13						
Total		5	69	33/42	86/120	6/13	9/21	14/17		9/12	24/38	0	20/35	11	1			296

Goalkeepers		Total Shots		INF Shots		SPS Shots		SPE Shots		DIG Shots		OSG Shots		ONP Shots		P6M Shots	
No	Name	S/S	%	S/S	%	S/S	%	S/S	%	S/S	%	S/S	%	S/S	%	S/S	%
1	DUONG XUAN Thanh	329/11	29	70/273	25	161/58	27	28/70	40	63/140	45	14/21	66	0/7	0	14/77	18
Total		13	29	70/273	25	1	27	28/70	40	63/140	45	14/21	66	0/7	0	14/77	18

Teams Shots	Goals	Saves	Missed	Post	Total	%
Inflight Shots	33	7	1	1	42	78
Spin Shots	86	29	2	3	120	71
Specialist Shots	6	6	1		13	46
Direct Shots	9	7	2	3	21	42
Other Shots	14	3			17	82
One Point Shots						
Penalty Shots	9	3			12	75
Totals	157	55	6	7	225	69

Number of Attacks : 225    Scoring Efficiency : 69%

Offence		Defence	
9/12 P6m	20/35 Right	127/305 Left	29/106 P6m
	113/130 Center	155/826 Center	
	24/38 Left	89/175 Right	

LEGEND							
%	Efficiency	1st	1st Suspension	2nd	2nd Suspension	C	Center Shots
DIG	Direct Shots	EX	Exclusions	G/S	Goals/Shots	INF	Inflight Shots
L	Left Shots	P6M	6 Meters Penalty Shots	R	Right Shots	RC	Red Card
MP	Matches Played	ONP	One Point Shots	OSG	Other Spectacular Shots	S/S	Saves/Shots
SPE	Specialist Shots	SPS	Spin Shots				



## Cumulative Statistics

Thống kê tích lũy

**BAN - Bangladesh**

After 4 matches

Players		Shots									Position			Penalties				PTS
No	Name	G/S	%	INF	SPS	SPE	DIG	OSG	ONP	P6M	L	C	R	1st	2nd	RC	EX	
1	MING Shushila																	
3	SIFA Mosammat	0/1	0			0/1					0/1			2				
4	AKTER Shirina	3/8	37	1/1	2/7						1/3	2/6		2				4
5	KHATUN Mosammat Rahima	2/5	40		2/5						1/4	1/2		1				4
6	RANI Purnima	6/8	75	2/2	4/6						3/3	3/5						8
7	BAGUM Sumy	7/14	50		4/11				1/1	2/2	2/2	5/12						13
8	BISWAS Falguni	10/16	62	3/3	3/7	0/2			4/4		7/7	3/7		1				13
9	NISHE Ismat Ara	11/13	84	3/3	3/5				5/5		6/6	5/6		1	1			14
10	AKTER Dalia	14/24	58	4/4	4/10	3/7			3/3		5/10	7/14	2/2	1				20
12	PINKY Tabassum Tamanna																	
	TEAM_INFO																	
Total		53/89	59	13/13	22/51	3/10			13/13	2/2	25/36	26/52	2/2	8	1			76

Goalkeepers		Total Shots		INF Shots		SPS Shots		SPE Shots		DIG Shots		OSG Shots		ONP Shots		P6M Shots	
No	Name	S/S	%	S/S	%	S/S	%	S/S	%	S/S	%	S/S	%	S/S	%	S/S	%
1	MING Shushila	8/232	3	0/28	0	28/164	17	-4/36	-11	0/16	0			0/16	0	0/20	0
12	PINKY Tabassum Tamanna	8/64	12			0/28	0	4/24	16							4/12	33
Total		16/296	5	0/28	0	28/192	14	0/60	0	0/16	0			0/16	0	4/32	12

Teams Shots	Goals	Saves	Missed	Post	Total	%
Inflight Shots	13				13	100
Spin Shots	22	18	7	4	51	43
Specialist Shots	3	4	2	1	10	30
Direct Shots						
Other Shots						
One Point Shots	13				13	100
Penalty Shots	2				2	100
Totals	53	22	9	5	89	59

Number of Attacks : 89    Scoring Efficiency : 59%

Offence		Defence	
	2/2 Right	64/164 Left	
2/2 P6m	26/52 Center	118/421 Center	16/72 P6m
	25/36 Left	36/64 Right	

LEGEND							
%	Efficiency	1st	1st Suspension	2nd	2nd Suspension	C	Center Shots
DIG	Direct Shots	EX	Exclusions	G/S	Goals/Shots	INF	Inflight Shots
L	Left Shots	P6M	6 Meters Penalty Shots	R	Right Shots	RC	Red Card
MP	Matches Played	ONP	One Point Shots	OSG	Other Spectacular Shots	S/S	Saves/Shots
SPE	Specialist Shots	SPS	Spin Shots				





## Cumulative Statistics

Thống kê tích lũy

CHN - China

After 6 matches

Players		Shots									Position			Penalties				PTS
No	Name	G/S	%	INF	SPS	SPE	DIG	OSG	ONP	P6M	L	C	R	1st	2nd	RC	EX	
1	SI Yan	3/4	75			2/2	1/2					3/4						5
6	SHEN Ping													3	2			
7	HAN Xinru	12/22	54		9/18		2/2			1/2	1/1	8/17	3/4	1				21
8	ZHANG Tianjie	21/34	61	8/12	8/13	3/7				2/2	2/2	19/22						42
9	du Jijuan	28/42	66	1/1	10/20	6/8	2/3			9/10	0/4	25/28	3/6	1				47
14	DONG Dandi	3/6	50		2/5					1/1		3/5						6
17	ZHOU Ting	30/43	69	7/11	17/24	4/6				2/2	12/18	16/18	2/2	1				56
20	LI Yao	18/28	64		10/12	6/13	1/1			1/2		17/17	1/1					36
22	LIU Zhiyue	5/6	83		3/4					2/2		5/6						10
23	AN Xin	2/2	100			2/2						2/2						4
TEAM_INFO		122/187																
Total		7	65	16/24	59/96	23/38	6/8			18/21	15/25	98/119	9/13	6	2			227

Goalkeepers		Total Shots		INF Shots		SPS Shots		SPE Shots		DIG Shots		OSG Shots		ONP Shots		P6M Shots	
No	Name	S/S	%	S/S	%	S/S	%	S/S	%	S/S	%	S/S	%	S/S	%	S/S	%
1	SI Yan	8	31			8	35	60/126	47	12/24	50					12/84	14
23	AN Xin	94/162	51			99/144	52	12/30	40	6/6	100			0/6	0	6/6	100
Total		0	35			2	39	72/156	46	18/30	60			0/6	0	18/90	20

Teams Shots	Goals	Saves	Missed	Post	Total	%
Inflight Shots	16	8			24	66
Spin Shots	59	27	9	1	96	61
Specialist Shots	23	15			38	60
Direct Shots	6	2			8	75
Other Shots						
One Point Shots						
Penalty Shots	18	3			21	85
Totals	122	55	9	1	187	65

Number of Attacks : 187    Scoring Efficiency : 65%

Offence		Defence	
	9/13 Right		102/242 Left
18/21 P6m	98/119 Center		185/543 Center
	15/25 Left		65/128 Right
			23/87 P6m

### LEGEND

%	Efficiency	1st	1st Suspension	2nd	2nd Suspension	C	Center Shots
DIG	Direct Shots	EX	Exclusions	G/S	Goals/Shots	INF	Inflight Shots
L	Left Shots	P6M	6 Meters Penalty Shots	R	Right Shots	RC	Red Card
MP	Matches Played	ONP	One Point Shots	OSG	Other Spectacular Shots	S/S	Saves/Shots
SPE	Specialist Shots	SPS	Spin Shots				



## Cumulative Statistics

Thống kê tích lũy  
HKG - Hong Kong, China  
After 5 matches

Players		Shots									Position			Penalties				PTS
No	Name	G/S	%	INF	SPS	SPE	DIG	OSG	ONP	P6M	L	C	R	1st	2nd	RC	EX	
1	TO Yuen Pik	1/1	100		1/1							1/1						1
2	YIP Nga Man	13/22	59	1/1	11/20	1/1					4/10	8/15	1/4	1	1			24
4	SUM Ming Yee	7/11	63	1/2	5/7		1/2					6/10	1/1	1				12
9	CHAN Kam Ling	11/14	78	1/2	10/12						3/3	7/9	1/1	2				20
13	CHUNG Ka Yu																	
16	TSANG Ching Man	20/32	62	0/1	17/26		0/2			3/3	3/4	17/21						39
17	CHOW Pui Yee													2				
25	LAM Tsz Yan	9/23	39	1/3	8/17		0/3				0/4	8/13	1/3					18
31	LAM Wai Yu	8/17	47	2/5	4/7		2/5				1/1	6/12	1/5					16
71	WONG Yee Ting	5/10	50		4/9		1/1				1/3	4/8						10
	TEAM_INFO																	
Total		74/130	56	6/14	60/99	1/1	4/13			3/3	12/25	57/89	5/14	6	1			140

Goalkeepers		Total Shots		INF Shots		SPS Shots		SPE Shots		DIG Shots		OSG Shots		ONP Shots		P6M Shots	
No	Name	S/S	%	S/S	%	S/S	%	S/S	%	S/S	%	S/S	%	S/S	%	S/S	%
1	TO Yuen Pik	75/295	25	0/20	0	75/230	32	0/20	0	0/10	0					0/15	0
13	CHUNG Ka Yu	65/265	24	15/50	30	30/150	20	0/5	0	10/35	28	5/10	50			5/15	33
Total		0	25	15/70	21	0	27	0/25	0	10/45	22	5/10	50			5/30	16

Teams Shots	Goals	Saves	Missed	Post	Total	%
Inflight Shots	6	2	4	2	14	42
Spin Shots	60	24	11	4	99	60
Specialist Shots	1				1	100
Direct Shots	4	9			13	30
Other Shots						
One Point Shots						
Penalty Shots	3				3	100
Totals	74	35	15	6	130	56

Number of Attacks : 130    Scoring Efficiency : 56%

Offence		Defence	
	5/14 Right		74/153 Left
3/3 P6m	57/89 Center	142/383 Center	14/61 P6m
	12/25 Left	40/96 Right	

LEGEND							
%	Efficiency	1st	1st Suspension	2nd	2nd Suspension	C	Center Shots
DIG	Direct Shots	EX	Exclusions	G/S	Goals/Shots	INF	Inflight Shots
L	Left Shots	P6M	6 Meters Penalty Shots	R	Right Shots	RC	Red Card
MP	Matches Played	ONP	One Point Shots	OSG	Other Spectacular Shots	S/S	Saves/Shots
SPE	Specialist Shots	SPS	Spin Shots				



## Cumulative Statistics

Thống kê tích lũy

IND - India

After 6 matches

Players		Shots									Position			Penalties				PTS
No	Name	G/S	%	INF	SPS	SPE	DIG	OSG	ONP	P6M	L	C	R	1st	2nd	RC	EX	
1	JYOTI Jyoti																	
2	SONIKA Sonika	7/12	58		6/11		1/1				3/6	3/6	1/2	1				14
3	NEGI Varuni	20/35	57		10/18	8/15			1/1	1/1	5/11	15/19	0/1					39
4	DARSHAN Darshan	10/20	50	0/1	8/16	1/1			1/1	0/1	5/10	5/11	0/2	3				19
5	SANJEETA Sanjeeta	6/16	37		3/10	0/2			3/3	0/1	3/4	3/6		2				6
6	PRACHI Prachi	28/47	59	0/1	14/29	6/8			3/3	5/6	9/9	18/30	1/13	3	1	1		53
7	KUMARI Khushbu													1	1			
8	SONIA Sonia													1				
9	SAH Rupa													6	1	1		
10	HEMA Hema	8/10	80		5/7	1/1			2/2		3/3	5/7						12
	TEAM_INFO																	
Total		79/140	56	0/2	46/91	16/27	1/1		10/10	6/9	28/43	49/79	2/18	17	3	2		143

Goalkeepers		Total Shots		INF Shots		SPS Shots		SPE Shots		DIG Shots		OSG Shots		ONP Shots		P6M Shots	
No	Name	S/S	%	S/S	%	S/S	%	S/S	%	S/S	%	S/S	%	S/S	%	S/S	%
1	JYOTI Jyoti	30/246	12	0/6	0	24/180	13	0/6	0					0/18	0	6/36	16
3	NEGI Varuni	22/251	0			10/37	0	0/1	0							0/1	0
8	SONIA Sonia	25/286	36	0/12	0	168/56	38	54/132	40	18/18	100			0/24	0	6/96	6
Total		3	29	0/18	0	1	29	54/139	38	18/18	100			0/42	0	12/133	9

Teams Shots	Goals	Saves	Missed	Post	Total	%
Inflight Shots		2			2	
Spin Shots	46	26	18	1	91	50
Specialist Shots	16	6	3	2	27	59
Direct Shots	1				1	100
Other Shots						
One Point Shots	10				10	100
Penalty Shots	6	2	1		9	66
Totals	79	36	22	3	140	56

Number of Attacks : 140    Scoring Efficiency : 56%

Offence		Defence	
	2/18 Right		73/184 Left
6/9 P6m	49/79 Center		152/485 Center
	28/43 Left		20/52 Right

LEGEND							
%	Efficiency	1st	1st Suspension	2nd	2nd Suspension	C	Center Shots
DIG	Direct Shots	EX	Exclusions	G/S	Goals/Shots	INF	Inflight Shots
L	Left Shots	P6M	6 Meters Penalty Shots	R	Right Shots	RC	Red Card
MP	Matches Played	ONP	One Point Shots	OSG	Other Spectacular Shots	S/S	Saves/Shots
SPE	Specialist Shots	SPS	Spin Shots				



## Cumulative Statistics

Thống kê tích lũy

JOR - Jordan

After 5 matches

Players		Shots									Position			Penalties				PTS
No	Name	G/S	%	INF	SPS	SPE	DIG	OSG	ONP	P6M	L	C	R	1st	2nd	RC	EX	
1	OBEIDAT Ayah (M.W) Majed	1/4	25		1/1		0/3					1/4						2
3	AL RAWASHDEH Nahed Methqal Ali	17/26	65	2/2	13/21	0/1				2/2	4/7	13/19						30
5	NASER Roa'a Ahmad Zohdi	27/40	67	3/4	18/30	1/1	1/1			4/4	6/15	18/27	3/3	1				47
8	KHDEIR Layla Mazen Adel	7/12	58		5/9	1/2	1/1				1/2	6/10						10
9	ALASH Hanadi Ziad (Mohammad Ali	5/11	45	1/1	3/9	1/1						4/10	1/1	1				9
10	SALAMEH Lubna Mahmoud Mohammad	2/5	40		2/5							2/5		1				3
11	OBEIDAT Fallak Ali Mefleh	9/14	64	0/1	6/8	2/4	1/1				3/3	6/11						18
12	ABEDA Leema Nabeel Omar																	
15	ABUALNIL Reem Saeed Mohammad																	
19	AL HALABEIH Sara Tariq Mohammad	3/6	50	1/1	1/4	1/1						3/5		1				5
	TEAM_INFO																	
Total		71/118	60	7/9	49/87	6/10	3/6			6/6	14/27	53/91	4/4	4				124

Goalkeepers		Total Shots		INF Shots		SPS Shots		SPE Shots		DIG Shots		OSG Shots		ONP Shots		P6M Shots	
No	Name	S/S	%	S/S	%	S/S	%	S/S	%	S/S	%	S/S	%	S/S	%	S/S	%
1	OBEIDAT Ayah (M.W) Majed	23/56	40	10/30	33	14/33	41	45/105	42	30/50	60					5/45	11
Total		5	40	10/30	33	5	41	45/105	42	30/50	60					5/45	11

Teams Shots	Goals	Saves	Missed	Post	Total	%
Inflight Shots	7	2			9	77
Spin Shots	49	34	2	2	87	56
Specialist Shots	6	4			10	60
Direct Shots	3	3			6	50
Other Shots						
One Point Shots						
Penalty Shots	6				6	100
Totals	71	43	2	2	118	60

Number of Attacks : 118    Scoring Efficiency : 60%

Offence		Defence	
	4/4 Right	65/135 Left	
6/6 P6m	53/91 Center	124/357 Center	13/46 P6m
	14/27 Left	58/107 Right	

LEGEND							
%	Efficiency	1st	1st Suspension	2nd	2nd Suspension	C	Center Shots
DIG	Direct Shots	EX	Exclusions	G/S	Goals/Shots	INF	Inflight Shots
L	Left Shots	P6M	6 Meters Penalty Shots	R	Right Shots	RC	Red Card
MP	Matches Played	ONP	One Point Shots	OSG	Other Spectacular Shots	S/S	Saves/Shots
SPE	Specialist Shots	SPS	Spin Shots				



## Cumulative Statistics

Thống kê tích lũy

JPN - Japan

After 6 matches

Players		Shots									Position			Penalties				PTS
No	Name	G/S	%	INF	SPS	SPE	DIG	OSG	ONP	P6M	L	C	R	1st	2nd	RC	EX	
1	NAKAYA Kaori	34/49	69	1/1	32/44	1/3	0/1				11/20	19/32	4/6					65
2	ODA Mai	3/3	100		2/2	1/1					3/3			1	1			5
3	KUTSUKAKE Erina	5/10	50		5/9		0/1				2/2	3/8		1	1			7
4	TANIKAWA Shoko	28/39	71		7/14	10/11	1/1			10/13	5/12	22/27	1/3	1				56
5	TABATA Runa	19/22	86	1/1	4/7	7/7	1/1			6/6	7/10	9/11	3/3					36
6	SANADA Midori	10/20	50		10/19		0/1				4/6	5/13	1/3					20
7	OGASAWARA Azusa	1/3	33			1/3						1/3						2
8	SHIBATA Mao	2/4	50		1/2		0/1			1/1	1/2	1/2		1				3
9	FUKUZAWA Ayaka	1/4	25		1/4						1/2	0/1	0/1					2
10	KATSUDA Saaya	3/10	30		3/6	0/2	0/1			0/1	1/2	1/6	1/1					6
	TEAM_INFO	106/164																
Total		4	64	2/2	65/107	20/27	2/7			17/21	35/59	61/103	10/17	4	2			202

Goalkeepers		Total Shots		INF Shots		SPS Shots		SPE Shots		DIG Shots		OSG Shots		ONP Shots		P6M Shots	
No	Name	S/S	%	S/S	%	S/S	%	S/S	%	S/S	%	S/S	%	S/S	%	S/S	%
5	TABATA Runa																
7	OGASAWARA Azusa	90/354	25	6/12		50	48/228	21	30/60	50	0/6	0		0/36	0	6/12	50
9	FUKUZAWA Ayaka	35/230	15			25/175	14	10/25	40	0/10	0			0/15	0	0/5	0
Total		4	21	6/12		50	73/403	18	40/85	47	0/16	0		0/51	0	6/17	35

Teams Shots	Goals	Saves	Missed	Post	Total	%
Inflight Shots	2				2	100
Spin Shots	65	24	17	1	107	60
Specialist Shots	20	7			27	74
Direct Shots	2	1	3	1	7	28
Other Shots						
One Point Shots						
Penalty Shots	17	3		1	21	80
Totals	106	35	20	3	164	64

Number of Attacks : 164    Scoring Efficiency : 64%

Offence		Defence	
	10/17 Right		64/166 Left
17/21 P6m	61/103 Center	134/459 Center	12/56 P6m
	35/59 Left	38/63 Right	

LEGEND							
%	Efficiency	1st	1st Suspension	2nd	2nd Suspension	C	Center Shots
DIG	Direct Shots	EX	Exclusions	G/S	Goals/Shots	INF	Inflight Shots
L	Left Shots	P6M	6 Meters Penalty Shots	R	Right Shots	RC	Red Card
MP	Matches Played	ONP	One Point Shots	OSG	Other Spectacular Shots	S/S	Saves/Shots
SPE	Specialist Shots	SPS	Spin Shots				



## Cumulative Statistics

Thống kê tích lũy

THA - Thailand

After 6 matches

Players		Shots									Position			Penalties				PTS
No	Name	G/S	%	INF	SPS	SPE	DIG	OSG	ONP	P6M	L	C	R	1st	2nd	RC	EX	
1	THONGKOT Pakakan	0/1	0			0/1						0/1						
2	BUNJARERN Pawinee	16/26	61	2/2	8/14	5/8	0/1			1/1	5/6	10/15	1/1					32
4	SILA Vanpen	24/41	58	1/1	10/23	3/4				10/13	4/11	19/27	1/6					48
7	SURASON Viyada	14/23	60	1/1	9/17	1/1	1/1			2/3	0/1	14/20	0/1	1				26
8	SUKJAN Supharat	23/30	76		21/26	1/3				1/1	5/5	17/17	1/4					44
9	MANMAI Punpana	3/3	100	1/1	1/1		1/1					3/3		2	1	1		4
10	SRITHAMMA Kwanruedi	1/1	100		1/1							1/1		2				2
11	WONGNARA Orrathai	30/39	76	1/1	21/28	4/4	1/1		2/2	1/3	7/11	19/18	4/4					58
12	JANJIT Kawinthida	2/2	100			1/1	1/1					2/2						4
14	CHALACHAI Pornpiroon	11/18	61	1/1	10/16	0/1					1/3	10/16		2				22
	TEAM_INFO	124/184																
Total		4	67	7/7	81/126	15/23	4/5		2/2	15/21	22/37	95/120	7/16	7	1	1		240

Goalkeepers		Total Shots		INF Shots		SPS Shots		SPE Shots		DIG Shots		OSG Shots		ONP Shots		P6M Shots	
No	Name	S/S	%	S/S	%	S/S	%	S/S	%	S/S	%	S/S	%	S/S	%	S/S	%
1	THONGKOT Pakakan	270/76		6/60	10	6	40	48/120	40					6/42	14	12/54	22
12	JANJIT Kawinthida	34/168	42	0/18	0	48/182	47	18/36	50							6/12	50
Total		0	36	6/78	7	8	41	66/156	42					6/42	14	18/66	27

Teams Shots	Goals	Saves	Missed	Post	Total	%
Inflight Shots	7				7	100
Spin Shots	81	39	4	2	126	64
Specialist Shots	15	6	2		23	65
Direct Shots	4	1			5	80
Other Shots						
One Point Shots	2				2	100
Penalty Shots	15	4	1	1	21	71
Totals	124	50	7	3	184	67

Number of Attacks : 184    Scoring Efficiency : 67%

Offence		Defence	
	7/16 Right		97/230 Left
15/21 P6m	95/120 Center		181/542 Center
	22/37 Left		60/125 Right
			20/87 P6m

### LEGEND

%	Efficiency	1st	1st Suspension	2nd	2nd Suspension	C	Center Shots
DIG	Direct Shots	EX	Exclusions	G/S	Goals/Shots	INF	Inflight Shots
L	Left Shots	P6M	6 Meters Penalty Shots	R	Right Shots	RC	Red Card
MP	Matches Played	ONP	One Point Shots	OSG	Other Spectacular Shots	S/S	Saves/Shots
SPE	Specialist Shots	SPS	Spin Shots				



## Cumulative Statistics

Thống kê tích lũy  
TPE - Chinese Taipei  
After 5 matches

Players		Shots									Position			Penalties				PTS
No	Name	G/S	%	INF	SPS	SPE	DIG	OSG	ONP	P6M	L	C	R	1st	2nd	RC	EX	
6	HUANG Wei-Jung	5/6	83		1/1	1/1	3/4					5/6						10
7	SHIH Wei-Ju	14/23	60	3/4	4/6	3/6	4/6		0/1		3/3	9/16	2/2	1				28
8	CHEN Szu-Yu	2/4	50		2/3					0/1		2/4						4
10	CHENG Tzu-Ping	14/21	66	0/1	12/15	1/3	0/1			1/1	3/3	6/10	5/3	1				28
13	WANG Yu-Fen	4/5	80		3/3					1/2		4/5		1				8
14	CHENG Ya-Fang	4/11	36	0/1	3/8				1/1	0/1	0/3	3/7	1/1					7
15	CHU Chiu-En	6/8	75	1/1	5/5		0/1			0/1	1/1	5/5		1				12
17	CHEN Te-Jung	2/4	50							2/4		2/4						4
20	CHIEN Chen-Chen	15/23	65		13/19	1/1	1/2			0/1	2/2	13/17						27
30	TSAI Tzu-Hsuan	28/42	66		24/36	2/3	0/1			2/2	10/15	13/32	5/21	1				53
TEAM_INFO																		
Total		94/147	63	4/7	67/96	8/14	8/15		1/2	6/13	19/27	62/106	13/27	5				181

Goalkeepers		Total Shots		INF Shots		SPS Shots		SPE Shots		DIG Shots		OSG Shots		ONP Shots		P6M Shots	
No	Name	S/S	%	S/S	%	S/S	%	S/S	%	S/S	%	S/S	%	S/S	%	S/S	%
6	HUANG Wei-Jung	19/70	26	35/130	26	11/54	27	20/60	33	15/25	60					5/65	7
Total		5	26	35/130	26	5	27	20/60	33	15/25	60					5/65	7

Teams Shots	Goals	Saves	Missed	Post	Total	%
Inflight Shots	4	2		1	7	57
Spin Shots	67	24	3	2	96	69
Specialist Shots	8	6			14	57
Direct Shots	8	5	1	1	15	53
Other Shots						
One Point Shots	1	1			2	50
Penalty Shots	6	6	1		13	46
Totals	94	44	5	4	147	63

Number of Attacks : 147    Scoring Efficiency : 63%

Offence		Defence	
6/13 P6m	13/27 Right	80/154 Left	12/72 P6m
	62/106 Center	134/502 Center	
	19/27 Left	41/95 Right	

LEGEND							
%	Efficiency	1st	1st Suspension	2nd	2nd Suspension	C	Center Shots
DIG	Direct Shots	EX	Exclusions	G/S	Goals/Shots	INF	Inflight Shots
L	Left Shots	P6M	6 Meters Penalty Shots	R	Right Shots	RC	Red Card
MP	Matches Played	ONP	One Point Shots	OSG	Other Spectacular Shots	S/S	Saves/Shots
SPE	Specialist Shots	SPS	Spin Shots				



## Cumulative Statistics

Thống kê tích lũy

VIE - Vietnam

After 5 matches

Players		Shots									Position			Penalties				PTS
No	Name	G/S	%	INF	SPS	SPE	DIG	OSG	ONP	P6M	L	C	R	1st	2nd	RC	EX	
1	NGUYEN THANH Huyen																	
2	LU NGOC Trinh	16/33	48	0/1	11/22	4/8		0/1	1/1		0/12	10/13	6/15					31
4	CHAU NGOC THUY Dung	1/3	33		1/2	0/1						1/3						2
5	le THI THANH Phung	23/33	69	2/2	20/28	0/1				1/2	3/11	8/13	12/16					46
6	NGUYEN KIM Oanh	7/8	87		1/1					6/7		7/8		4	2	1		13
7	HA THI Hanh	17/30	56	5/7	0/4	10/15	0/2			2/2	1/3	15/23	1/1					34
8	DAM THI THANH Huyen	22/27	81	2/2	8/12	3/4		1/1		8/8	1/1	17/14	4/5					40
9	NGUYEN THI KIM Thu	18/27	66	2/3	13/19	1/2	1/1			1/2	6/13	6/8	6/11	1				36
12	TRAN THI Sen	1/1	100			1/1						1/1						2
18	NGUYEN THI TRA My													1				
	TEAM_INFO	105/162																
Total		2	64	11/15	54/88	19/32	1/3	1/2	1/1	18/21	11/40	65/83	29/48	6	2	1		204

Goalkeepers		Total Shots		INF Shots		SPS Shots		SPE Shots		DIG Shots		OSG Shots		ONP Shots		P6M Shots	
No	Name	S/S	%	S/S	%	S/S	%	S/S	%	S/S	%	S/S	%	S/S	%	S/S	%
1	NGUYEN THANH Huyen	5	38	30/70	42	5	44	0/30	0	20/30	66					30/90	33
12	TRAN THI Sen	250/65				170/38											
Total		5	38	30/70	42	5	44	0/30	0	20/30	66					30/90	33

Teams Shots	Goals	Saves	Missed	Post	Total	%
Inflight Shots	11	4			15	73
Spin Shots	54	27	4	3	88	61
Specialist Shots	19	11	1	1	32	59
Direct Shots	1	1	1		3	33
Other Shots	1	1			2	50
One Point Shots	1				1	100
Penalty Shots	18	3			21	85
Totals	105	47	6	4	162	64

Number of Attacks : 162    Scoring Efficiency : 64%

Offence		Defence	
	29/48 Right		59/141 Left
18/21 P6m	65/83 Center		160/525 Center
	11/40 Left		36/74 Right

LEGEND							
%	Efficiency	1st	1st Suspension	2nd	2nd Suspension	C	Center Shots
DIG	Direct Shots	EX	Exclusions	G/S	Goals/Shots	INF	Inflight Shots
L	Left Shots	P6M	6 Meters Penalty Shots	R	Right Shots	RC	Red Card
MP	Matches Played	ONP	One Point Shots	OSG	Other Spectacular Shots	S/S	Saves/Shots
SPE	Specialist Shots	SPS	Spin Shots				





## Overall Team Statistics

Thống kê toàn bộ các đội

As of MON 3 OCT 2016

### Players

Teams	MP	Total Shots		INF Shots		SPS Shots		SPE Shots		DIG Shots		OSG Shots		ONP Shots		P6M Shots		Penalties			
		G/S	%	G/S	%	G/S	%	G/S	%	G/S	%	G/S	%	G/S	%	G/S	%	1st	2nd	RC	EX
AFG	7	123/191	64	5/9	55	82/126	65	17/31	54	3/4	75	1/2	50	9/9	100	6/10	60	8	1		1
BRN	6	129/191	67	19/22	86	66/108	61	12/15	80	9/13	69	6/9	66	2/2	100	15/22	68	10	1		
HKG	7	118/193	61	13/20	65	64/106	60	13/17	76	11/23	47	5/10	50	4/4	100	8/13	61	10	2		
IND	5	101/143	70	4/5	80	65/94	69	17/24	70	8/10	80	1/1	100			6/9	66	9	2	1	
JPN	7	133/220	60	8/18	44	73/130	56	22/34	64	6/6	100	1/2	50			23/30	76	5	1	1	
OMA	7	166/218	76	4/9	44	101/130	77	44/55	80	1/3	33			2/2	100	14/19	73	4		2	
PAK	6	136/178	76	23/26	88	72/94	76	15/20	75	13/19	68					13/19	68	10	2	2	
QAT	6	144/185	77	38/46	82	78/100	78	12/19	63	5/7	71	1/2	50			10/11	90	9		3	
SRI	6	115/151	76	6/7	85	87/106	82	13/19	68	5/14	35			1/1	100	3/4	75	8	3	1	1
THA	6	134/195	68	26/39	66	53/78	67	17/24	70	15/22	68	6/9	66			17/23	73	6		1	
VIE	7	157/225	69	33/42	78	86/120	71	6/13	46	9/21	42	14/17	82			9/12	75	11	1		
<b>Total</b>		1456/2090	69	827/1192	73	827/1192	69	188/271	69	85/142	59	35/52	67	18/18	100	124/172	72	90	13	11	2

### GoalKeepers

Teams	MP	Total Shots		INF Shots		SPS Shots		SPE Shots		DIG Shots		OSG Shots		ONP Shots		P6M Shots	
		G/S	%	G/S	%	G/S	%	G/S	%	G/S	%	G/S	%	G/S	%	G/S	%
AFG	7	28/183	15	4/9	21	16/110	14	4/34	11	1/1	100	1/11	9	0/1	0	2/8	25
BRN	6	41/152	26	7/22	33	19/70	27	6/26	23	6/14	42	1/5	20			2/16	12
HKG	7	17/165	10	2/20	9	12/98	12	0/15	0	2/9	22	0/9	0	0/3	0	1/10	10
IND	5	27/170	15	4/5	9	15/94	15	4/12	33	0/6	0	1/3	33	0/3	0	3/11	27
JPN	7	41/190	21	3/18	15	18/103	17	8/32	25	3/8	37	3/9	33	0/1	0	6/17	35
OMA	7	47/156	30	1/9	6	28/87	32	12/29	41	1/4	25			0/5	0	5/16	31
PAK	6	35/157	22	4/26	36	25/106	23	1/14	7	2/9	22			0/2	0	3/15	20
QAT	6	54/143	37	6/46	33	26/75	34	10/24	41	3/7	42	1/2	50			9/24	37
SRI	6	39/156	25	1/7	25	21/98	21	13/34	38	3/12	25			0/1	0	1/7	14
THA	6	62/197	31	7/39	36	28/90	31	7/22	31	10/35	28	6/8	75	0/1	0	4/22	18
VIE	7	47/159	29	10/42	25	23/83	27	4/10	40	9/20	45	2/3	66	0/1	0	2/11	18
<b>Total</b>		438/1828	20	49/243	20	231/1014	22	69/252	27	40/125	32	15/50	30	0/18	0	38/157	24

### LEGEND

%	Efficiency	1st	1st Suspension	2nd	2nd Suspension	C	Center Shots
DIG	Direct Shots	EX	Exclusions	G/S	Goals/Shots	INF	Inflight Shots
L	Left Shots	P6M	6 Meters Penalty Shots	R	Right Shots	RC	Red Card
MP	Matches Played	ONP	One Point Shots	OSG	Other Spectacular Shots	S/S	Saves/Shots
SPE	Specialist Shots	SPS	Spin Shots				



## Overall Team Statistics

Thống kê toàn bộ các đội

As of MON 3 OCT 2016

### Players

Teams	MP	Total Shots		INF Shots		SPS Shots		SPE Shots		DIG Shots		OSG Shots		ONP Shots		P6M Shots		Penalties			
		G/S	%	G/S	%	G/S	%	G/S	%	G/S	%	G/S	%	G/S	%	G/S	%	1st	2nd	RC	EX
BAN	4	53/89	59	13/13	100	22/51	43	3/10	30					13/13	100	2/2	100	8	1		
CHN	6	122/187	65	16/24	66	59/96	61	23/38	60	6/8	75					18/21	85	6	2		
HKG	5	74/130	56	6/14	42	60/99	60	1/1	100	4/13	30					3/3	100	6	1		
IND	6	79/140	56	0/2	0	46/91	50	16/27	59	1/1	100			10/10	100	6/9	66	17	3	2	
JOR	5	71/118	60	7/9	77	49/87	56	6/10	60	3/6	50					6/6	100	4			
JPN	6	106/164	64	2/2	100	65/107	60	20/27	74	2/7	28					17/21	80	4	2		
THA	6	124/184	67	7/7	100	81/126	64	15/23	65	4/5	80			2/2	100	15/21	71	7	1	1	
TPE	5	94/147	63	4/7	57	67/96	69	8/14	57	8/15	53			1/2	50	6/13	46	5			
VIE	5	105/162	64	11/15	73	54/88	61	19/32	59	1/3	33	1/2	50	1/1	100	18/21	85	6	2	1	
<b>Total</b>		828/1321	62	503/841	70	503/841	59	111/182	60	29/58	50	1/2	50	27/28	96	91/117	77	63	12	4	

### GoalKeepers

Teams	MP	Total Shots		INF Shots		SPS Shots		SPE Shots		DIG Shots		OSG Shots		ONP Shots		P6M Shots	
		G/S	%	G/S	%	G/S	%	G/S	%	G/S	%	G/S	%	G/S	%	G/S	%
BAN	4	4/74	5	0/13	0	7/48	14	0/15	0	0/4	0			0/4	0	1/8	12
CHN	6	43/120	35	0/24	0	38/97	39	12/26	46	3/5	60			0/1	0	3/15	20
HKG	5	28/112	25	3/14	21	21/76	27	0/5	0	2/9	22	1/2	50			1/6	16
IND	6	42/148	28	0/2	0	28/96	29	9/24	37	3/3	100			0/7	0	2/23	8
JOR	5	46/113	40	2/9	33	28/67	41	9/21	42	6/10	60					1/9	11
JPN	6	22/105	20	1/2	50	13/73	17	7/15	46	0/3	0			0/9	0	1/3	33
THA	6	57/155	36	1/7	7	41/98	41	11/26	42					1/7	14	3/11	27
TPE	5	38/141	26	7/7	26	23/85	27	4/12	33	3/5	60					1/13	7
VIE	5	50/131	38	6/15	42	34/77	44	0/6	0	4/6	66					6/18	33
<b>Total</b>		330/1099	24	20/93	21	233/717	32	52/150	34	21/45	46	1/2	50	1/28	3	19/106	17

### LEGEND

%	Efficiency	1st	1st Suspension	2nd	2nd Suspension	C	Center Shots
DIG	Direct Shots	EX	Exclusions	G/S	Goals/Shots	INF	Inflight Shots
L	Left Shots	P6M	6 Meters Penalty Shots	R	Right Shots	RC	Red Card
MP	Matches Played	ONP	One Point Shots	OSG	Other Spectacular Shots	S/S	Saves/Shots
SPE	Specialist Shots	SPS	Spin Shots				



## Team Fair Play

Xếp hạng đồng đội theo kỹ năng

As of MON 3 OCT 2016

Rank	Team	Points		1st	2nd	RC	EX	MP
		Avg	Total					
1	JPN-Japan	1.71	12	5	1	1		7
2	THA-Thailand	1.83	11	6		1		6
3	VIE-Vietnam	1.86	13	11	1			7
4	BRN-Bahrain	2	12	10	1			6
5	OMA-Oman	2	14	4		2		7
5	HKG-Hong Kong, China	2	14	10	2			7
7	AFG-Afghanistan	2.86	20	8	1		1	7
8	IND-India	3.6	18	9	2	1		5
9	QAT-Qatar	4	24	9		3		6
9	PAK-Pakistan	4	24	10	2	2		6
11	SRI-Sri Lanka	4.83	29	8	3	1	1	6

**Note:**  
(EX) × 10 + (RC) × 5 + (2nd Susp) × 2 + (1st Susp) × 1

LEGEND									
<b>1st</b>	1st Suspension	<b>2nd</b>	2nd Suspension	<b>Avg</b>	Average per Game	<b>EX</b>	Exclusions	<b>MP</b>	Matches Played
<b>RC</b>	Red Card								



## Team Fair Play

Xếp hạng đồng đội theo kỹ năng

As of MON 3 OCT 2016

Rank	Team	Points		1st	2nd	RC	EX	MP
		Avg	Total					
1	JPN-Japan	1.71	12	5	1	1		7
2	THA-Thailand	1.83	11	6		1		6
3	VIE-Vietnam	1.86	13	11	1			7
4	BRN-Bahrain	2	12	10	1			6
5	OMA-Oman	2	14	4		2		7
5	HKG-Hong Kong, China	2	14	10	2			7
7	AFG-Afghanistan	2.86	20	8	1		1	7
8	IND-India	3.6	18	9	2	1		5
9	QAT-Qatar	4	24	9		3		6
9	PAK-Pakistan	4	24	10	2	2		6
11	SRI-Sri Lanka	4.83	29	8	3	1	1	6

**Note:**  
(EX) × 10 + (RC) × 5 + (2nd Susp) × 2 + (1st Susp) × 1

LEGEND									
<b>1st</b>	1st Suspension	<b>2nd</b>	2nd Suspension	<b>Avg</b>	Average per Game	<b>EX</b>	Exclusions	<b>MP</b>	Matches Played
<b>RC</b>	Red Card								



## Goalkeeper Statistics

Thống kê thủ môn

As of MON 3 OCT 2016

### SHOTS(top 20)

Rank	No	Name	Team	%	Saves	Shots	MP
1	16	SRISONG Chainarong	THA	38	55	142	5
2	1	DUONG XUAN Thanh	VIE	29	47	159	7
3	9	OKUNO Akihiro	JPN	21	41	190	7
4	3	AL-JABRI Hussain Ali Ayil	OMA	27	35	127	6
5	1	ALI Tahir	PAK	22	34	148	6
6	16	MAHFOUZ Mohab	QAT	42	30	71	3
7	2	RASOULI Fardin	AFG	15	28	183	7
8	1	GARBA Ali	QAT	33	24	72	4
9	16	ALZAIMOOR Abdulla	BRN	34	22	64	4
10	12	ALQAIDOOM Husain	BRN	21	19	88	5
11	1	MOHAMMAD HAKIM Mohammad Hakim	IND	16	19	113	5
12	4	LEUNG Chun Yin	HKG	10	17	157	7
13	1	JAYASIRIGE Rusiru Prabath Jayasiri	SRI	42	16	38	4
14	2	GALHENA KANKANAMGE Sanjaya Kumara	SRI	15	14	91	5
15	28	AL AZAN Azan Ali Said	OMA	41	12	29	3
16	9	RATHNAYAKA MUDIYANSELAGE N. P. K.	SRI	33	9	27	3
17	9	SUNIL KUMAR Sunil Kumar	IND	14	8	57	3
18	20	PUANGSALEE Eakchai	THA	12	7	55	2
19	7	ALI Asif	PAK	11	1	9	1

Next 2 players were tied with 0

### PENALTY SHOTS(top 20)

Rank	No	Name	Team	%	Saves	Shots	MP
1	16	MAHFOUZ Mohab	QAT	45	9	20	2
2	9	OKUNO Akihiro	JPN	35	6	17	6
3	3	AL-JABRI Hussain Ali Ayil	OMA	31	5	16	5
4	16	SRISONG Chainarong	THA	19	4	21	1
5	1	ALI Tahir	PAK	21	3	14	4
6	9	SUNIL KUMAR Sunil Kumar	IND	33	2	6	2
7	2	RASOULI Fardin	AFG	25	2	8	6
8	12	ALQAIDOOM Husain	BRN	22	2	9	4
9	1	DUONG XUAN Thanh	VIE	18	2	11	6
10	1	MOHAMMAD HAKIM Mohammad Hakim	IND	20	1	5	4
11	2	GALHENA KANKANAMGE Sanjaya Kumara	SRI	16	1	6	5
12	4	LEUNG Chun Yin	HKG	11	1	9	5

Next 9 players were tied with 0

#### LEGEND

% Efficiency

MP Matches Played



## Goalkeeper Statistics

Thống kê thủ môn

As of MON 3 OCT 2016

### SHOTS(top 20)

Rank	No	Name	Team	%	Saves	Shots	MP
1	1	NGUYEN THANH Huyen	VIE	38	50	131	5
2	1	OBEIDAT Ayah (M.W) Majed	JOR	40	46	113	5
3	1	THONGKOT Pakakan	THA	35	45	127	6
4	6	HUANG Wei-Jung	TPE	26	38	141	5
5	8	SONIA Sonia	IND	36	37	102	6
6	1	SI Yan	CHN	31	29	93	6
7	1	TO Yuen Pik	HKG	25	15	59	4
7	7	OGASAWARA Azusa	JPN	25	15	59	5
9	23	AN Xin	CHN	51	14	27	2
10	13	CHUNG Ka Yu	HKG	24	13	53	3
11	12	JANJIT Kawinithida	THA	42	12	28	3
12	9	FUKUZAWA Ayaka	JPN	15	7	46	5
13	1	JYOTI Jyoti	IND	12	5	41	3
13	12	PINKY Tabassum Tamanna	BAN	12	2	16	1
15	1	MING Shushila	BAN	3	2	58	4
16	5	TABATA Runa	JPN				
16	12	TRAN THI Sen	VIE				
16	3	NEGI Varuni	IND	0	0	5	1

### PENALTY SHOTS(top 20)

Rank	No	Name	Team	%	Saves	Shots	MP
1	1	NGUYEN THANH Huyen	VIE	33	6	18	4
2	1	THONGKOT Pakakan	THA	22	2	9	4
3	1	SI Yan	CHN	14	2	14	4
4	23	AN Xin	CHN	100	1	1	2
5	7	OGASAWARA Azusa	JPN	50	1	2	3
5	12	JANJIT Kawinithida	THA	50	1	2	3
7	12	PINKY Tabassum Tamanna	BAN	33	1	3	
7	13	CHUNG Ka Yu	HKG	33	1	3	2
9	1	JYOTI Jyoti	IND	16	1	6	3
10	1	OBEIDAT Ayah (M.W) Majed	JOR	11	1	9	2
11	6	HUANG Wei-Jung	TPE	7	1	13	3
12	8	SONIA Sonia	IND	6	1	16	3
13	12	TRAN THI Sen	VIE				1
13	9	FUKUZAWA Ayaka	JPN	0	0	1	2
13	1	TO Yuen Pik	HKG	0	0	3	2
13	5	TABATA Runa	JPN				3
13	3	NEGI Varuni	IND	0	0	1	3
13	1	MING Shushila	BAN	0	0	5	3

#### LEGEND

% Efficiency

MP Matches Played



## Individual Statistics

Thống kê cá nhân

As of MON 3 OCT 2016

### GOALS SCORES (top 50)

Rank	No	Name	Team	Goals	Shots	%	6mp Shots	MP
1	33	AL TAMTAMI Nasr Khamis Halait	OMA	46	63	73	1/2	1
2	4	KOSWATHTHA MUHANDIRAM RAL S. S. B.	SRI	43	55	78	3/3	1
3	6	HOSOKAWA Tomoaki	JPN	42	72	58	8/9	1
4	90	AL HASANI As'ad Said Rashid	OMA	41	56	73	7/8	1
5	15	SRICHAJ Puwanart	THA	40	55	72	11/13	1
6	4	TAKARA Yuuki	JPN	39	69	56	8/10	1
7	5	NABIZADA Esmatullah	AFG	38	56	67	2/3	1
8	6	PERVAIZ Muhammad Shahid	PAK	37	45	82	6/9	1
9	90	KAKHI Hani	QAT	35	45	77	2/2	1
10	10	NGUYEN van Trong	VIE	35	54	64		1
11	3	HUSSAIN Hazrat	PAK	33	42	78	3/3	1
12	6	AHMED Sayed Shehab	BRN	33	48	68	6/9	1
13	6	ZOUAOUI Anis	QAT	32	42	76	3/3	1
13	3	KIM XUAN Tien	VIE	30	39	76	1/1	1
15	4	MAHDI Mahmood	BRN	29	46	63	3/3	1
16	7	HUYNH NAM Tien	VIE	28	41	68	4/7	1
17	20	AL HASANI Said Hamed Saud	OMA	27	31	87	1/2	1
18	3	WEERAKKODI Harsha Prasad de Silva	SRI	27	32	84	0/1	1
19	77	JANKRA Sirisak	THA	27	39	69		1
19	5	NAIN Ashok	IND	27	39	69		1
21	3	BAHAR Mirwais	AFG	27	43	62	1/2	1
21	40	IP Kwun Hung Eddy	HKG	27	43	62		1
23	8	Ia van Lon	VIE	26	34	76	2/2	1
24	8	HASSAN Mohamed	QAT	25	31	80	2/3	1
25	99	KONGKA Bulakorn	THA	25	38	65	3/4	1
26	11	MOHAMED Jaafar	BRN	24	34	70		1
27	2	RASOULI Fardin	AFG	24	39	61	3/3	1
28	4	DAVINDER SINGH Davinder Singh	IND	23	28	82	4/5	1
29	4	SAEED Asim	PAK	23	29	79	1/1	1
30	13	USUWAN Phairoj	THA	21	24	87	1/2	1
31	4	ABDELHAK Ahmed	QAT	21	31	67	1/1	1
32	6	AHMADI Habibullah	AFG	21	35	60	0/1	1
33	11	AL DUGHAIHI Marwan Saaiyid Khamis	OMA	20	29	68	0/1	1
34	8	OGATA Yuto	JPN	20	30	66	1/2	1
35	33	YUEN Hei Yin	HKG	20	36	55	0/1	1
36	2	BOOTARAM SATPAL Bootaram Satpal	IND	19	28	67	0/1	1
37	10	ASKANI Bilal	BRN	19	30	63	2/3	1
38	9	DENGUIR Amir	QAT	18	22	81	2/2	1
39	7	SONAWANE Abhishek Bhaskarrao	IND	18	27	66	1/2	1
40	29	LIN Ming Fai	HKG	18	38	47	1/3	1
41	11	HUSSAIN Muzamal	PAK	17	22	77	1/1	1
41	5	HOANG van Tien	VIE	17	22	77		1
43	9	SOMBUNJIT Anek	THA	16	28	57	0/1	1
43	7	YU Ping San	HKG	16	28	57	1/1	1
45	9	Ie van Binh	VIE	16	30	53		1
46	77	AL-KASBI Usama Mohammed Said	OMA	15	17	88	5/6	1
47	9	RATHNAYAKA MUDIYANSELAGE N. P. K.	SRI	13	17	76		1
48	12	DRABATH Madushanka	SRI	12	13	92		1
49	12	LEUNG Huen Ming	HKG	12	14	85	1/1	1
50	19	ALNASHEET Adam	BRN	11	15	73	2/3	1

#### LEGEND

% Efficiency

MP Matches Played



## Individual Statistics

Thống kê cá nhân

As of MON 3 OCT 2016

### GOALS SCORES (top 50)

Rank	No	Name	Team	Goals	Shots	%	6mp Shots	MP
1	1	NAKAYA Kaori	JPN	34	49	69		1
2	11	WONGNARA Orrathai	THA	30	39	76	1/3	1
3	17	ZHOU Ting	CHN	30	43	69	2/2	1
4	4	TANIKAWA Shoko	JPN	28	39	71	10/13	1
5	9	du Jijuan	CHN	28	42	66	9/10	1
5	30	TSAI Tzu-Hsuan	TPE	28	42	66	2/2	1
7	6	PRACHI Prachi	IND	28	47	59	5/6	1
8	5	NASER Roa'a Ahmad Zohdi	JOR	27	40	67	4/4	1
9	4	SILA Vanpen	THA	24	41	58	10/13	1
10	8	SUKJAN Supharat	THA	23	30	76	1/1	1
11	5	le THI THANH Phung	VIE	23	33	69	1/2	1
12	8	DAM THI THANH Huyen	VIE	22	27	81	8/8	1
13	8	ZHANG Tianjie	CHN	21	34	61	2/2	1
14	16	TSANG Ching Man	HKG	20	32	62	3/3	1
15	3	NEGI Varuni	IND	20	35	57	1/1	1
16	5	TABATA Runa	JPN	19	22	86	6/6	1
17	9	NGUYEN THI KIM Thu	VIE	18	27	66	1/2	1
18	20	LI Yao	CHN	18	28	64	1/2	1
19	3	AL RAWASHDEH Nahed Methqal Ali	JOR	17	26	65	2/2	1
20	7	HA THI Hanh	VIE	17	30	56	2/2	1
21	2	BUNJARERN Pawinee	THA	16	26	61	1/1	1
22	2	LU NGOC Trinh	VIE	16	33	48		1
23	20	CHIEN Chen-Chen	TPE	15	23	65	0/1	1
24	10	CHENG Tzu-Ping	TPE	14	21	66	1/1	1
25	7	SHIH Wei-Ju	TPE	14	23	60		1
25	7	SURASON Viyada	THA	14	23	60	2/3	1
27	10	AKTER Dalia	BAN	14	24	58		1
28	2	YIP Nga Man	HKG	13	22	59		1
29	7	HAN Xinru	CHN	12	22	54	1/2	1
30	9	NISHE Ismat Ara	BAN	11	13	84		1
31	9	CHAN Kam Ling	HKG	11	14	78		1
32	14	CHALACHAI Pornpiroon	THA	11	18	61		1
33	8	BISWAS Falguni	BAN	10	16	62		1
34	6	SANADA Midori	JPN	10	20	50		1
34	4	DARSHAN Darshan	IND	10	20	50	0/1	1
36	11	OBEIDAT Fallak Ali Mefleh	JOR	9	14	64		1
37	25	LAM Tsz Yan	HKG	9	23	39		1
38	10	HEMA Hema	IND	8	10	80		1
39	31	LAM Wai Yu	HKG	8	17	47		1
40	6	NGUYEN KIM Oanh	VIE	7	8	87	6/7	1
41	4	SUM Ming Yee	HKG	7	11	63		1
42	8	KHDEIR Layla Mazen Adel	JOR	7	12	58		1
42	2	SONIKA Sonika	IND	7	12	58		1
44	7	BAGUM Sumy	BAN	7	14	50	2/2	1
45	6	RANI Purnima	BAN	6	8	75		1
45	15	CHU Chiu-En	TPE	6	8	75	0/1	1
47	5	SANJEETA Sanjeeta	IND	6	16	37	0/1	1
48	6	HUANG Wei-Jung	TPE	5	6	83		1
48	22	LIU Zhiyue	CHN	5	6	83	2/2	1

Next 2 players were tied with 50

#### LEGEND

% Efficiency

MP Matches Played





## Medallists

Danh sách huy chương

### GOLD

#### QAT - Qatar

- 1 GARBA Ali
- 3 MORGAN Ahmed
- 4 ABDELHAK Ahmed
- 6 ZOUAOUI Anis
- 8 HASSAN Mohamed
- 9 DENGUIR Amir
- 16 MAHFOUZ Mohab
- 17 MOHAMED Mutasem
- 24 KENAOUI Sid
- 90 KAKHI Hani

### SILVER

#### OMA - Oman

- 2 AL-HADIDI Ashraf Khamis Mohamed
- 3 AL-JABRI Hussain Ali Ayil
- 11 AL DUGHASHI Marwan Saaiyid Khamis
- 17 AL HARTHI Yasir Said Sulaiman
- 18 AL SULEIMANI Mehdi Salim Mohammed
- 20 AL HASANI Said Hamed Saud
- 28 AL AZAN Azan Ali Said
- 33 AL TAMTAMI Nasr Khamis Halait
- 77 AL-KASBI Usama Mohammed Said
- 90 AL HASANI As'ad Said Rashid

### BRONZE

#### PAK - Pakistan

- 1 ALI Tahir
- 3 HUSSAIN Hazrat
- 4 SAEED Asim
- 5 ULLAH Abid
- 6 PERVAIZ Muhammad Shahid
- 7 ALI Asif
- 8 KHAN Rana Waqar
- 9 YASIN Khawar
- 10 ATIF Muhammad Uzair
- 11 HUSSAIN Muzamal



## Medallists

Danh sách huy chương

### GOLD

#### VIE - Vietnam

- 1 NGUYEN THANH Huyen
- 2 LU NGOC Trinh
- 4 CHAU NGOC THUY Dung
- 5 le THI THANH Phung
- 6 NGUYEN KIM Oanh
- 7 HA THI Hanh
- 8 DAM THI THANH Huyen
- 9 NGUYEN THI KIM Thu
- 12 TRAN THI Sen
- 18 NGUYEN THI TRA My

### SILVER

#### CHN - China, People's Republic of

- 1 Si Yan
- 6 SHEN Ping
- 7 HAN Xinru
- 8 ZHANG Tianjie
- 9 du Jijuan
- 14 DONG Dandi
- 17 ZHOU Ting
- 20 LI Yao
- 22 LIU Zhiyue
- 23 AN Xin

### BRONZE

#### THA - Thailand

- 1 THONGKOT Pakakan
- 2 BUNJARERN Pawinee
- 4 SILA Vanpen
- 7 SURASON Viyada
- 8 SUKJAN Supharat
- 9 MANMAI Punpana
- 10 SRITHAMMA Kwanruedi
- 11 WONGNARA Orrathai
- 12 JANJIT Kawinthida
- 14 CHALACHAI Pornpiroon



## Medallists by Event

Danh sách huy chương theo môn thi đấu

As of MON 3 OCT 2016

Event	Date	Medal	Name	NOC Code
Men's Team	SUN 2 OCT	GOLD	MAHFOUZ Mohab GARBA Ali ABDELHAK Ahmed DENGUIR Amir HASSAN Mohamed ZOUAOUI Anis KENAOUI Sid KAKHI Hani MOHAMED Mutasem MORGAN Ahmed	QAT
		SILVER	AL-JABRI Hussain Ali Ayil AL AZAN Azan Ali Said AL-KASBI Usama Mohammed Said AL HARTHI Yasir Said Sulaiman AL HASANI As'ad Said Rashid AL SULEIMANI Mehdi Salim Mohammed AL DUGHAISHI Marwan Saaiyid Khamis AL HASANI Said Hamed Saud AL-HADIDI Ashraf Khamis Mohamed AL TAMTAMI Nasr Khamis Halait	OMA
		BRONZE	ALI Asif ALI Tahir ULLAH Abid HUSSAIN Hazrat YASIN Khawar PERVAIZ Muhammad Shahid SAEED Asim ATIF Muhammad Uzair HUSSAIN Muzamal KHAN Rana Waqar	PAK



## Medallists by Event

Danh sách huy chương theo môn thi đấu

As of MON 3 OCT 2016

Event	Date	Medal	Name	NOC Code
Women's Team	SUN 2 OCT	GOLD	TRAN THI Sen NGUYEN THANH Huyen CHAU NGOC THUY Dung NGUYEN THI KIM Thu DAM THI THANH Huyen NGUYEN KIM Oanh NGUYEN THI TRA My LU NGOC Trinh HA THI Hanh le THI THANH Phung	VIE
		SILVER	SI Yan AN Xin LI Yao SHEN Ping ZHOU Ting du Jijuan ZHANG Tianjie HAN Xinru DONG Dandi LIU Zhiyue	CHN
		BRONZE	THONGKOT Pakakan JANJIT Kawinthida SRITHAMMA Kwanruedi MANMAI Punpana BUNJARERN Pawinee SILA Vanpen SURASON Viyada CHALACHAI Pompiroon SUKJAN Supharat WONGNARA Orrathai	THA