



Results Book

BASKETBALL



OCA RESULTS BOOKS

The information provided in this publication is accurate at the time of production.

For update, please refer to www.ocagames.com/orb/ag19_2023.php

© 2023 Olympic Council of Asia





Competition Schedule

竞赛日程

As of SAT 23 SEP 2023 at 16:08

Date	Start Time	Estimated Finish Time	Teams	Gender	Phase	Game No.	Location
TUE 26 SEP	11:00	13:00	IRI vs UAE	Men	Preliminary Round Group A	1	HOC Gymnasium
	11:00	13:00	KAZ vs KSA	Men	Preliminary Round Group A	2	ZJU Gymnasium
	13:30	15:30	PHI vs BRN	Men	Preliminary Round Group C	3	HOC Gymnasium
	13:30	15:30	JOR vs THA	Men	Preliminary Round Group C	4	ZJU Gymnasium
	17:30	19:30	JPN vs QAT	Men	Preliminary Round Group D	5	HOC Gymnasium
	17:30	19:30	KOR vs INA	Men	Preliminary Round Group D	6	ZJU Gymnasium
	20:00	22:00	CHN vs MGL	Men	Preliminary Round Group B	7	HOC Gymnasium
	20:00	22:00	HKG vs TPE	Men	Preliminary Round Group B	8	ZJU Gymnasium
WED 27 SEP	13:30	15:30	KOR vs THA	Women	Preliminary Round Group C	1	HOC Gymnasium
	13:30	15:30	TPE vs PRK	Women	Preliminary Round Group C	2	SX Olympic Gymnasium
	17:30	19:30	JPN vs HKG	Women	Preliminary Round Group B	3	HOC Gymnasium
	17:30	19:30	PHI vs KAZ	Women	Preliminary Round Group B	4	SX Olympic Gymnasium
	20:00	22:00	CHN vs MGL	Women	Preliminary Round Group A	5	HOC Gymnasium
	20:00	22:00	IND vs INA	Women	Preliminary Round Group A	6	SX Olympic Gymnasium
THU 28 SEP	11:00	13:00	BRN vs JOR	Men	Preliminary Round Group C	9	HOC Gymnasium
	11:00	13:00	THA vs PHI	Men	Preliminary Round Group C	10	ZJU Gymnasium
	13:30	15:30	QAT vs KOR	Men	Preliminary Round Group D	11	HOC Gymnasium
	13:30	15:30	INA vs JPN	Men	Preliminary Round Group D	12	ZJU Gymnasium
	17:30	19:30	KSA vs IRI	Men	Preliminary Round Group A	13	HOC Gymnasium
	17:30	19:30	UAE vs KAZ	Men	Preliminary Round Group A	14	ZJU Gymnasium
	20:00	22:00	TPE vs CHN	Men	Preliminary Round Group B	15	HOC Gymnasium
	20:00	22:00	MGL vs HKG	Men	Preliminary Round Group B	16	ZJU Gymnasium
FRI 29 SEP	13:30	15:30	KAZ vs JPN	Women	Preliminary Round Group B	7	HOC Gymnasium
	13:30	15:30	HKG vs PHI	Women	Preliminary Round Group B	8	SX Olympic Gymnasium
	17:30	19:30	PRK vs KOR	Women	Preliminary Round Group C	9	HOC Gymnasium
	17:30	19:30	THA vs TPE	Women	Preliminary Round Group C	10	SX Olympic Gymnasium
	20:00	22:00	INA vs CHN	Women	Preliminary Round Group A	11	HOC Gymnasium
	20:00	22:00	MGL vs IND	Women	Preliminary Round Group A	12	SX Olympic Gymnasium
SAT 30 SEP	11:00	13:00	JPN vs KOR	Men	Preliminary Round Group D	17	HOC Gymnasium
	11:00	13:00	INA vs QAT	Men	Preliminary Round Group D	18	ZJU Gymnasium
	13:30	15:30	IRI vs KAZ	Men	Preliminary Round Group A	19	HOC Gymnasium
	13:30	15:30	KSA vs UAE	Men	Preliminary Round Group A	20	ZJU Gymnasium
	17:30	19:30	JOR vs PHI	Men	Preliminary Round Group C	21	HOC Gymnasium
	17:30	19:30	BRN vs THA	Men	Preliminary Round Group C	22	ZJU Gymnasium
	20:00	22:00	CHN vs HKG	Men	Preliminary Round Group B	23	HOC Gymnasium
	20:00	22:00	TPE vs MGL	Men	Preliminary Round Group B	24	ZJU Gymnasium
SUN 1 OCT	13:30	15:30	KOR vs TPE	Women	Preliminary Round Group C	13	HOC Gymnasium
	13:30	15:30	PRK vs THA	Women	Preliminary Round Group C	14	SX Olympic Gymnasium
	17:30	19:30	JPN vs PHI	Women	Preliminary Round Group B	15	HOC Gymnasium
	17:30	19:30	KAZ vs HKG	Women	Preliminary Round Group B	16	SX Olympic Gymnasium
	20:00	22:00	CHN vs IND	Women	Preliminary Round Group A	17	HOC Gymnasium
	20:00	22:00	INA vs MGL	Women	Preliminary Round Group A	18	SX Olympic Gymnasium



Competition Schedule

竞赛日程

As of SAT 23 SEP 2023 at 16:08

Date	Start Time	Estimated Finish Time	Teams	Gender	Phase	Game No.	Location
MON 2 OCT	12:00	14:00		Men	Qualifications to Quarterfinals	25	ZJU Gymnasium
	12:00	14:00		Men	Qualifications to Quarterfinals	26	HOC Gymnasium
	16:00	18:00		Women	Quarterfinals	19	HOC Gymnasium
	16:00	18:00		Women	Quarterfinals	20	SX Olympic Gymnasium
	16:00	18:00		Men	Qualifications to Quarterfinals	27	ZJU Gymnasium
	20:00	22:00		Women	Quarterfinals	21	SX Olympic Gymnasium
	20:00	22:00		Women	Quarterfinals	22	HOC Gymnasium
	20:00	22:00		Men	Qualifications to Quarterfinals	28	ZJU Gymnasium
TUE 3 OCT	12:00	14:00		Men	Quarterfinals	29	ZJU Gymnasium
	12:00	14:00		Men	Quarterfinals	30	HOC Gymnasium
	16:00	18:00		Women	Semifinals	23	HOC Gymnasium
	16:00	18:00		Men	Quarterfinals	31	ZJU Gymnasium
	20:00	22:00		Women	Semifinals	24	HOC Gymnasium
	20:00	22:00		Men	Quarterfinals	32	ZJU Gymnasium
WED 4 OCT	16:00	18:00		Men	Classification 5th/8th Place	33	ZJU Gymnasium
	16:00	18:00		Men	Semifinals	35	HOC Gymnasium
	20:00	22:00		Men	Classification 5th/8th Place	34	ZJU Gymnasium
	20:00	22:00		Men	Semifinals	36	HOC Gymnasium
THU 5 OCT	16:00	18:00		Women	Bronze Medal Game	25	HOC Gymnasium
	20:00	22:00		Women	Gold Medal Game	26	HOC Gymnasium
FRI 6 OCT	12:00	14:00		Men	Finals Rank 7/8	37	ZJU Gymnasium
	16:00	18:00		Men	Finals Rank 5/6	38	ZJU Gymnasium
	16:00	18:00		Men	Bronze Medal Game	39	HOC Gymnasium
	20:00	22:00		Men	Gold Medal Game	40	HOC Gymnasium

Note:

Please check online for more details and the latest updates.

The schedule of the quarterfinal games will be available at the latest one hour after the draw for the quarterfinals.

The schedule of the semifinal games will be available at the latest one hour after the last game of the quarterfinals.

Legend:

No. Number



Medal Standings

奖牌榜

As of FRI 6 OCT 2023 at 22:06

Rank	NOC	Men				Women				Total				Rank By Total
		G	S	B	Tot.	G	S	B	Tot.	G	S	B	Tot.	
1	CHN - China			1	1	1			1	1		1	2	1
2	PHI - Philippines	1			1					1			1	=2
3	JOR - Jordan		1		1						1		1	=2
3	JPN - Japan						1		1		1		1	=2
5	KOR - Republic of Korea							1	1			1	1	=2
	Total:	1	1	1	3	1	1	1	3	2	2	2	6	

Note:

Rank by Total is calculated by the total number of gold, silver and bronze medals.

Legend:

= Equal sign indicates that two or more NOCs share the same rank by total

G Gold

S Silver

Tot. Total

B Bronze



Medallists by Event

奖牌得主 (按项目排序)

As of FRI 6 OCT 2023 at 22:04

Event	Date	Medal	Name	NOC Code
Women	THU 5 OCT	GOLD	4 LI Yuan 5 WANG Siyu 6 YANG Shuyu 7 YANG Liwei 8 JIN Weina 9 LI Meng 10 ZHANG Ru 11 HUANG Sijing 12 PAN Zhenqi 13 LUO Xinyu 14 LI Yueru 15 HAN Xu	CHN
		SILVER	4 KAWAI Mai 8 TAKADA Maki 11 YABU Minami 12 ASAHINA Azusa 15 MOTOHASHI Nako 27 HAYASHI Saki 31 HIRASHITA Aika 32 MIYAZAKI Saori 59 HOSHI Anri 75 TODO Nanako 88 AKAHO Himawari 99 OKOYE Monica	JPN
		BRONZE	1 SHIN Jihyun 3 KANG Leeseul 5 AN Heji 6 LEE Sohee 7 PARK Jisu 9 LEE Kyungeun 10 KANG Yoolim 11 PARK Jihyun 12 LEE Haeran 13 KIM Danbi 17 YANG Inyoung 31 JIN An	KOR



Medallists by Event

奖牌得主 (按项目排序)

As of FRI 6 OCT 2023 at 22:04

Event	Date	Medal	Name	NOC Code
Men	FRI 6 OCT	GOLD	3 NEWSOME Chris 6 ALAS Kevin Louie 9 THOMPSON Earl Scottie 10 TOLENTINO Arvin 12 ROSS Christopher 13 LASSITER Marcio 15 FAJARDO Junemar 17 PEREZ Jaymar 18 OFTANA Calvin 25 AGUILAR Japeth 32 BROWNLEE Justin 34 KOUAME Angelo	PHI
		SILVER	4 QARMASH Fadi 5 MUSTAFA Fadi 6 ALHENDI Ashraf 7 ALHAMARSHEH Ahmad 9 BZAI Sami 11 ALHAMMOURI Ahmad 13 HUSSEIN Mohammad 21 ABBAAS Hashem 22 KANAAN Malek 24 JEFFERSON Rondae 32 BOHANNON John 44 AL DWAIRI Ahmad	JOR
		BRONZE	3 HU Mingxuan 4 ZHAO Jiwei 6 CHENG Shuaipeng 10 ZHAO Rui 14 FU Hao 16 YU Jiahao 18 DU Runwang 19 CUI Yongxi 21 HU Jinqiu 26 ZHU Junlong 31 WANG Zhelin 77 ZHANG Zhenlin	CHN



Medallists

奖牌得主

GOLD	SILVER	BRONZE
PHI - Philippines	JOR - Jordan	CHN - China
3 NEWSOME Chris	4 QARMASH Fadi	3 HU Mingxuan
6 ALAS Kevin Louie	5 MUSTAFA Fadi	4 ZHAO Jiwei
9 THOMPSON Earl Scottie	6 ALHENDI Ashraf	6 CHENG Shuaipeng
10 TOLENTINO Arvin	7 ALHAMARSHEH Ahmad	10 ZHAO Rui
12 ROSS Christopher	9 BZAI Sami	14 FU Hao
13 LASSITER Marcio	11 ALHAMMOURI Ahmad	16 YU Jiahao
15 FAJARDO Junemar	13 HUSSEIN Mohammad	18 DU Runwang
17 PEREZ Jaymar	21 ABBAAS Hashem	19 CUI Yongxi
18 OFTANA Calvin	22 KANAAN Malek	21 HU Jinqiu
25 AGUILAR Japeth	24 JEFFERSON Rondae	26 ZHU Junlong
32 BROWNLEE Justin	32 BOHANNON John	31 WANG Zhelin
34 KOUAME Angelo	44 AL DWAIRI Ahmad	77 ZHANG Zhenlin



Team Roster

团队名册

As of MON 25 SEP 2023 at 21:28

BRN - Bahrain

No.	Name	Playing Position	Date of Birth	Age	Height m / ft in	Club	Int. Games Played
1	BUALLAY Mohamed Yaqoob Yusuf	F	19 JAN 1995	28	1.85 / 6'1"		
2	CHISM Devon Dwayne Lamont	C	16 JUN 1987	36	2.03 / 6'8"		
6	RASHED Ali Husain Ali Ahmed	G	6 SEP 2000	23	1.83 / 6'0"		
7	ALMOATHIN Maitham Jameel A.Mahdi (C)	G	23 SEP 1990	33	1.80 / 5'11"		
8	KADHEM Sayed Mohamed Hameed	F	20 JAN 1997	26			
11	RASHED Mustafa Husain Ali Ahmed	G	4 JAN 2002	21	1.79 / 5'10"		
15	MELAD Ali Aqeel Isa Abdulrasool	G	12 MAR 1994	29			
17	ALHADDAD Ali Jaber Hasan Jasim	F	24 OCT 2000	23	1.89 / 6'2"		
23	HAMODA Mohammed Ameer Mohammed	C	15 JAN 1995	28	1.99 / 6'6"		
24	HAMODA Muzamil Ameer Mohammed	F	20 JAN 2002	21			
34	HASAN Ali Hasan Shukralla	C	29 JUN 1994	29	1.90 / 6'3"		
99	ALHASSAN Alwatheq Ali Sidahmed	F	22 AUG 1999	24	2.00 / 6'7"		
				Team average	26.8	1.42 / 4'7"	

Coach CASA GURT Ricard
Assistant Coach MARZOUGUI Racem

Team Uniform Colour

Light: WHITE
Dark: RED

Note:
Number of games played at the official FIBA/FIBA continental championships for senior men/women (provided by FIBA).

Legend:

(C) Captain	C Centre	F Forward	G Guard
Int. International	No. Uniform Number	PF Power Forward	PG Point Guard
SF Small Forward	SG Shooting Guard		



Team Roster

团队名册

As of MON 25 SEP 2023 at 21:28

CHN - People's Republic of China

No.	Name	Playing Position	Date of Birth	Age	Height m / ft in	Club	Int. Games Played
3	HU Mingxuan	G	10 MAR 1998	25	1.91 / 6'3"		
4	ZHAO Jiwei (C)	G	25 AUG 1995	28	1.83 / 6'0"		
6	CHENG Shuaipeng	G	3 JUN 1999	24	1.91 / 6'3"		
10	ZHAO Rui	G	14 JAN 1996	27	1.95 / 6'5"		
14	FU Hao	F	24 AUG 1997	26	2.08 / 6'10"		
16	YU Jiahao	C	18 MAR 2003	20	2.21 / 7'3"		
18	DU Runwang	F	20 AUG 1999	24	2.05 / 6'9"		
19	CUI Yongxi	F/G	28 MAY 2003	20	1.99 / 6'6"		
21	HU Jinqiu	C	24 SEP 1997	26	2.11 / 6'11"		
26	ZHU Junlong	F	13 JUL 1999	24	2.01 / 6'7"		
31	WANG Zhelin	C	20 JAN 1994	29	2.14 / 7'0"		
77	ZHANG Zhenlin	F	28 JAN 1999	24	2.05 / 6'9"		
Team average				24.8	2.02 / 6'7"		

Coach DJPRDJEVIC Aleksandar
Assistant Coach GUO Shiqiang

Team Uniform Colour

Light: white
Dark: red

Note:
Number of games played at the official FIBA/FIBA continental championships for senior men/women (provided by FIBA).

Legend:	
(C) Captain	C Centre
Int. International	No. Uniform Number
SF Small Forward	SG Shooting Guard
	F Forward
	PF Power Forward
	G Guard
	PG Point Guard



Team Roster

团队名册

As of MON 25 SEP 2023 at 21:28

HKG - Hong Kong, China

No.	Name	Playing Position	Date of Birth	Age	Height m / ft in	Club	Int. Games Played
6	LEUNG Shiu Wah	F	25 MAR 1994	29	1.92 / 6'4"		
7	LEE Ki	G	16 OCT 1987	36	1.78 / 5'10"		
8	CHAN Siu Wing	G	26 APR 1992	31	1.80 / 5'11"		
10	YANG Ricky	G	28 JUL 1998	25	1.81 / 5'11"		
13	POK Yuet Yeung	C	7 JUN 2000	23	2.08 / 6'10"		
14	TANG Chi Hang	F	21 JAN 1992	31	1.90 / 6'3"		
16	XU Adam	F	16 FEB 1993	30	1.95 / 6'5"		
23	LEUNG Ka Hin Marco	G	1 FEB 2000	23	1.90 / 6'3"		
24	XU Oliver	G	19 DEC 1996	27	1.90 / 6'3"		
27	TSAI Choi Kwan	G	16 MAR 1995	28	1.86 / 6'1"		
33	REID Duncan Overbeck (C)	C	28 SEP 1989	34	2.05 / 6'9"		
35	YIP Yiu Pong	G	18 JAN 1999	24	1.94 / 6'4"		
Team average				28.4	1.90 / 6'2"		

Coach CHIU Wing Leung
Assistant Coach WONG Chi Ming

Team Uniform Colour

Light: WHITE
Dark: BLUE

Note:
Number of games played at the official FIBA/FIBA continental championships for senior men/women (provided by FIBA).

Legend:

(C) Captain	C Centre	F Forward	G Guard
Int. International	No. Uniform Number	PF Power Forward	PG Point Guard
SF Small Forward	SG Shooting Guard		



Team Roster

团队名册

As of MON 25 SEP 2023 at 21:28

INA - Indonesia

No.	Name	Playing Position	Date of Birth	Age	Height m / ft in	Club	Int. Games Played
0	KOKODIPUTRA Juan Laurent	G	15 JUL 1995	28	1.93 / 6'4"	SATRIA MUDA JAKARTA	
3	YONGA Hendrick Xavi	F	7 AUG 2002	21	1.86 / 6'1"		
7	MICHAEL Yesaya Alessandro	G	14 JAN 2000	23	1.78 / 5'10"		
9	BEANE JR Jerome Anthony	G	6 MAY 1994	29	1.80 / 5'11"		
11	SAPUTERA Yudha	G	21 NOV 1998	25	1.75 / 5'9"	PRAWIRA BANDUNG	
12	NOOR Muhamad Arighi Hadran	G	12 FEB 1999	24	1.82 / 5'12"	PELITA JAYA JAKARTA	
15	KOSASIH Vincent Rivaldi	C	17 JUN 1996	27	2.03 / 6'8"	PELITA JAYA JAKARTA	
22	SANJAYA Kelvin	C	27 NOV 2000	23	2.01 / 6'7"		
24	GLORIA Karl Patrick Utirahman	F	11 JAN 2003	20	1.92 / 6'4"		
29	GEMILANG Kaleb Ramot	F	30 MAY 1991	32	1.84 / 6'0"		
33	RACHMAN Aldy Izzatur	F/G	4 MAR 2000	23	1.92 / 6'4"		
71	TEJA Widyanta Putra	G	13 APR 1997	26	1.80 / 5'11"	SATRIA MUDA JAKARTA	
				Team average	25.1	1.87 / 6'1"	

Assistant Coach WINAR Johannis

Team Uniform Colour

Light: WHITE

Dark: RED

Note:

Number of games played at the official FIBA/FIBA continental championships for senior men/women (provided by FIBA).

Legend:

(C) Captain	C Centre	F Forward	G Guard
Int. International	No. Uniform Number	PF Power Forward	PG Point Guard
SF Small Forward	SG Shooting Guard		



Team Roster

团队名册

As of SUN 1 OCT 2023 at 12:10

IRI - Islamic Republic of Iran

No.	Name	Playing Position	Date of Birth	Age	Height m / ft in	Club	Int. Games Played
1	SHAHRIAN NASL Mohammad	G	15 SEP 1993	30	1.88 / 6'2"		
3	VAHEDI Mohammadsina	G	8 JAN 2001	22	1.92 / 6'4"		
4	MIRZAEITALARPOSHTI Meisam	C	16 APR 1992	31	2.04 / 6'8"		
5	MASHAYEKHI Sajjad	G	23 FEB 1994	29	1.85 / 6'1"		
7	REZAEIFAR Navid	F	23 AUG 1996	27	1.93 / 6'4"		
10	GIRGOORIAN Piter	G	27 FEB 2002	21	1.98 / 6'6"		
11	GHOLIZADEH TOUSARANI Amir Ali	F/G	5 MAR 2000	23	2.00 / 6'7"		
14	KAZEMI NAEINI Arsalan	F	22 APR 1990	33	2.02 / 6'8"		
17	AGHAJANPOUR Matin	F/G	14 MAR 2001	22	2.00 / 6'7"		
21	TORABI Mohammad	C	16 SEP 1992	31	2.03 / 6'8"		
23	PAZIROFTEH Sajjad	F	21 DEC 1996	27	2.03 / 6'8"		
32	ALIAKBARI Hasan	F	7 JUL 1996	27	2.18 / 7'2"		
				Team average	26.9	1.98 / 6'5"	

Coach DEMIR Hakan
Assistant Coach ALI Arezoomandi

Team Uniform Colour

Light: white
Dark: Red

Note:
Number of games played at the official FIBA/FIBA continental championships for senior men/women (provided by FIBA).

Legend:							
(C) Captain	C Centre	F Forward	G Guard				
Int. International	No. Uniform Number	PF Power Forward	PG Point Guard				
SF Small Forward	SG Shooting Guard						



Team Roster

团队名册

As of WED 4 OCT 2023 at 16:55

JOR - Jordan

No.	Name	Playing Position	Date of Birth	Age	Height m / ft in	Club	Int. Games Played
4	QARMASH Fadi	G	28 OCT 2002	21	1.84 / 6'0"		
5	MUSTAFA Fadi (C)	G	14 OCT 1996	27	1.90 / 6'3"		
6	ALHENDI Ashraf	F/G	2 MAR 1995	28	1.95 / 6'5"		
7	ALHAMARSHEH Ahmad	F/G	10 OCT 1986	37	1.97 / 6'6"		
9	BZAI Sami	G	26 JAN 1994	29	1.92 / 6'4"		
11	ALHAMMOURI Ahmad	F/G	15 JUL 2003	20	1.85 / 6'1"		
13	HUSSEIN Mohammad	C	3 MAR 1990	33	2.11 / 6'11"		
21	ABBAAS Hashem	F/G	30 MAR 1999	24	1.99 / 6'6"		
22	KANAAN Malek	G	7 FEB 1993	30	1.80 / 5'11"		
24	JEFFERSON Rondae	C	3 JAN 1995	28	1.97 / 6'6"		
32	BOHANNON John	C	29 OCT 1991	32	2.10 / 6'11"		
44	AL DWAIRI Ahmad	C	4 MAR 1993	30	2.10 / 6'11"		
Team average				28.3	1.95 / 6'4"		

Coach AL-SOUS Wesam
Assistant Coach HADRAB Mohammad
Assistant Coach ABUQOURA Abdallah

Team Uniform Colour

Light:
Dark:

Note:
 Number of games played at the official FIBA/FIBA continental championships for senior men/women (provided by FIBA).

Legend:							
(C)	Captain	C	Centre	F	Forward	G	Guard
Int.	International	No.	Uniform Number	PF	Power Forward	PG	Point Guard
SF	Small Forward	SG	Shooting Guard				



Team Roster

团队名册

As of MON 25 SEP 2023 at 21:28

JPN - Japan

No.	Name	Playing Position	Date of Birth	Age	Height m / ft in	Club	Int. Games Played
0	TERASHIMA Ryo	G	23 OCT 1997	26	1.79 / 5'10"	HIROSHIMA DRAGONFLIES	
2	SAITO Takumi (C)	G	11 AUG 1995	28	1.72 / 5'8"	NAGOYA DIAMOND DOLPHINS	
6	AKAHO Raita	F	28 AUG 1998	25	1.96 / 6'5"	AKITA NORTHERN HAPPINETS	
11	KUMAGAI Ko	G	7 MAY 1996	27	1.73 / 5'8"	AKITA NORTHERN HAPPINETS	
12	NISHINO Yo	F	27 JUL 1998	25	1.99 / 6'6"	YOKOHAMA B-CORSAIRS	
14	SATO Takuma	F	10 MAY 1995	28	1.96 / 6'5"		
15	ICHIKAWA Masato	C	20 SEP 2001	22	2.06 / 6'9"	VELTEX SHIZUOKA	
21	HIRAIWA Gen	F	5 DEC 1997	26	1.99 / 6'6"		
25	KAWASHIMA Yuto	C	27 MAY 2005	18	2.00 / 6'7"	NBA GLOBAL ACADEMY	
29	HOSOKAWA Kazuki	G	17 NOV 1997	26	1.87 / 6'2"	SAN-EN NEOPHOENIX	
30	IMAMURA Keita	G	25 JAN 1996	27	1.91 / 6'3"	RYUKYU GOLDEN KINGS	
44	YONEYAMA Java Eo	F	29 JAN 2002	21	1.90 / 6'3"	TOYAMA GROUSES	
Team average				24.9	1.90 / 6'2"		

Coach GAINES Corey Yasuto
Assistant Coach TOMIYAMA Shinji

Team Uniform Colour

Light: WHITE
Dark: RED

Note:
Number of games played at the official FIBA/FIBA continental championships for senior men/women (provided by FIBA).

Legend:

(C) Captain	C Centre	F Forward	G Guard
Int. International	No. Uniform Number	PF Power Forward	PG Point Guard
SF Small Forward	SG Shooting Guard		



Team Roster

团队名册

As of MON 25 SEP 2023 at 21:29

KAZ - Kazakhstan

No.	Name	Playing Position	Date of Birth	Age	Height m / ft in	Club	Int. Games Played
5	KUANOV Shaim (C)	G	28 JUL 1991	32	1.85 / 6'1"		
7	NEFF Konstantin	F	23 MAY 1997	26	1.90 / 6'3"		
8	IVANOV Vladimir	C	30 NOV 1994	29	2.07 / 6'9"		
9	CHSHERBAK Vadim	F	24 MAY 1993	30	1.94 / 6'4"		
10	MURZAGALIYEV Rustam	G	24 MAY 1992	31	1.92 / 6'4"		
11	BYKOV Anton	C	18 APR 1989	34	2.02 / 6'8"		
21	MARCHUK Roman	F	4 MAR 1993	30	1.98 / 6'6"		
23	PAN Robert	F	18 APR 1995	28	2.02 / 6'8"		
24	GAVRILOV Dmitriy	C	27 NOV 1986	37	2.04 / 6'8"		
33	SAKHIPOV Stanislav	F	15 NOV 2002	21	1.90 / 6'3"		
35	MARAT Adilkhan	F/G	18 DEC 1999	24	1.78 / 5'10"		
47	AITKALI Ruslan	F	19 DEC 1997	26	1.94 / 6'4"		
				Team average	29.0	1.94 / 6'4"	

Coach LYSSYAK Alexandr
Assistant Coach TYUTYUNIK Alexandr

Team Uniform Colour

Light: white
Dark: blue

Note:
Number of games played at the official FIBA/FIBA continental championships for senior men/women (provided by FIBA).

Legend:							
(C)	Captain	C	Centre	F	Forward	G	Guard
Int.	International	No.	Uniform Number	PF	Power Forward	PG	Point Guard
SF	Small Forward	SG	Shooting Guard				



Team Roster

团队名册

As of TUE 3 OCT 2023 at 10:51

KOR - Republic of Korea

No.	Name	Playing Position	Date of Birth	Age	Height m / ft in	Club	Int. Games Played
0	HA Yungi	C	12 MAR 1999	24	2.04 / 6'8"	KT	4
1	LEE Junghyun	G	14 APR 1999	24	1.87 / 6'2"		1
2	HEO Hoon	G	16 AUG 1995	28	1.81 / 5'11"	SANGMU	33
3	BYEON Junhyeong	G	11 MAR 1996	27	1.86 / 6'1"		
5	KIM Sunhyung (C)	G	1 JUL 1988	35	1.87 / 6'2"	SK	57
7	LEE Woosuk	F	10 JUL 1999	24	1.96 / 6'5"	HYUNDAI	3
11	YANG Hongseok	F	2 JUL 1997	26	1.95 / 6'5"	LG	19
12	MOON Jeonghyeon	F	30 JUL 2001	22	1.94 / 6'4"	KOREA UNIVERSITY	
15	KIM Jongkyu	C	3 JUL 1991	32	2.07 / 6'9"	DB	84
20	RA Guna	C	20 FEB 1989	34	1.99 / 6'6"	KCC	33
23	JEON Seonghyen	G	5 NOV 1991	32	1.89 / 6'2"		8
33	LEE Seounghyun	C	16 APR 1992	31	1.97 / 6'6"	KCC	61
Team average				28.3	1.93 / 6'3"		25.3

Coach CHOO Il Seung
Assistant Coach LEE Hunjae

Team Uniform Colour

Light: WHITE
Dark: NAVY

Note:
Number of games played at the official FIBA/FIBA continental championships for senior men/women (provided by FIBA).

Legend:

(C) Captain	C Centre	F Forward	G Guard
Int. International	No. Uniform Number	PF Power Forward	PG Point Guard
SF Small Forward	SG Shooting Guard		



Team Roster

团队名册

As of MON 25 SEP 2023 at 21:29

KSA - Saudi Arabia

No.	Name	Playing Position	Date of Birth	Age	Height m / ft in	Club	Int. Games Played
4	ALMARWANI Mohammed Hassan A (C)	C	24 JUL 1989	34	2.06 / 6'9"		
5	ALMUWALLAD Marzouq Ghazi M	G	6 AUG 1992	31	1.82 / 5'12"		
6	ALMARWANI Mathna Hassan A	F	1 JAN 1992	31	1.96 / 6'5"		
8	BELAL Fahad Alsalik M	G	30 APR 1991	32	1.90 / 6'3"		
9	SALEH Mohammad Hamza M	F	11 SEP 1999	24	1.94 / 6'4"		
10	ABDELGABAR Khalid Mohammed A	G	4 DEC 1990	33	1.90 / 6'3"		
12	ALSUWAILEM Mohammed Ibrahim H	C	2 MAR 1998	25	2.13 / 6'12"		
15	ABOJALAS Nassir Abdulmatloob M	F	11 JUN 1994	29	1.96 / 6'5"		
20	SHUBAYLI Ali Ahmed A	F	18 JAN 1996	27	1.93 / 6'4"		
23	FALLATA Abdulrahman Ismail Z	G	16 SEP 1999	24	1.88 / 6'2"		
35	MOHAMMED Thamer Mahmoud A	F	19 MAY 1997	26	2.01 / 6'7"		
99	KADI Musab Tariq M	F	11 AUG 1999	24	1.96 / 6'5"		
Team average				28.3	1.95 / 6'4"		

Coach ALSANHANI Ali Ahmed A
Assistant Coach KRIKORIAN Krikor

Team Uniform Colour

Light: White
Dark: Green

Note:
Number of games played at the official FIBA/FIBA continental championships for senior men/women (provided by FIBA).

Legend:	
(C) Captain	C Centre
Int. International	F Forward
SF Small Forward	PF Power Forward
No. Uniform Number	G Guard
SG Shooting Guard	PG Point Guard



Team Roster

团队名册

As of TUE 26 SEP 2023 at 22:18

MGL - Mongolia

No.	Name	Playing Position	Date of Birth	Age	Height m / ft in	Club	Int. Games Played
2	GANTSOLMON Bolor-Erdene	G	17 NOV 2003	20	1.81 / 5'11"		
3	AMARBAYASGALAN Enkhbayasgalan (C)	F	14 AUG 1997	26	1.95 / 6'5"		
4	TUMENBAYAR Uuganbayar	G	17 FEB 1998	25	1.80 / 5'11"		
5	SANDAGDORJ Binderiya	C	8 MAR 2004	19	2.02 / 6'8"		
7	BATAA Tului	F	5 JUL 2002	21	1.92 / 6'4"		
9	ODGEREL Tulga	G	3 JUN 2003	20	1.82 / 5'12"		
10	KHISHIGBAATAR Orgil	C	27 MAY 2003	20	2.03 / 6'8"		
12	ENKHBAATAR Munkhbayar	G	28 OCT 2001	22	1.95 / 6'5"		
25	DAVAADORJ Dulguunmurun	F	26 JUL 1999	24	1.95 / 6'5"		
35	GANTULGA Tselmeg	G	1 JUN 1999	24	1.90 / 6'3"		
44	GANTSOLMON Gan-Erdene	G	21 APR 2000	23	1.85 / 6'1"		
77	ALTANGEREL Azbayar	C	28 MAR 2005	18	2.02 / 6'8"		
Team average				21.8	1.91 / 6'3"		

Coach BATJARGAL Gankhulug
Assistant Coach TSERENDGVA Azbayar
Assistant Coach BATTUVSHIN Tamjid

Team Uniform Colour

Light: WHITE
Dark: BLUE

Note:
 Number of games played at the official FIBA/FIBA continental championships for senior men/women (provided by FIBA).

Legend:

(C) Captain	C Centre	F Forward	G Guard
Int. International	No. Uniform Number	PF Power Forward	PG Point Guard
SF Small Forward	SG Shooting Guard		



Team Roster

团队名册

As of WED 4 OCT 2023 at 19:11

PHI - Philippines

No.	Name	Playing Position	Date of Birth	Age	Height m / ft in	Club	Int. Games Played
3	NEWSOME Chris	G	25 JUL 1990	33	1.88 / 6'2"		
6	ALAS Kevin Louie	G	3 NOV 1991	32	1.83 / 6'0"		
9	THOMPSON Earl Scottie	G	12 JUL 1993	30	1.85 / 6'1"		
10	TOLENTINO Arvin	F	5 NOV 1995	28	1.96 / 6'5"		
12	ROSS Christopher (C)	G	8 MAR 1985	38	1.85 / 6'1"		
13	LASSITER Marcio	G	14 MAY 1987	36	1.88 / 6'2"		
15	FAJARDO Junemar	C	17 NOV 1989	34	2.11 / 6'11"		
17	PEREZ Jaymar	G	17 NOV 1993	30	1.88 / 6'2"		
18	OFTANA Calvin	G	3 JAN 1996	27	1.96 / 6'5"		
25	AGUILAR Japeth	C	25 JAN 1987	36	2.06 / 6'9"		
32	BROWNLEE Justin	F	23 APR 1988	35	1.98 / 6'6"		
34	KOUAME Angelo	C	15 DEC 1997	26	2.11 / 6'11"		
Team average				32.1	1.94 / 6'4"		

Coach CONE Earl Timothy
Assistant Coach DEL ROSARIO Richard

Team Uniform Colour

Light:
Dark:

Note:
Number of games played at the official FIBA/FIBA continental championships for senior men/women (provided by FIBA).

Legend:

(C) Captain	C Centre	F Forward	G Guard
Int. International	No. Uniform Number	PF Power Forward	PG Point Guard
SF Small Forward	SG Shooting Guard		



Team Roster

团队名册

As of TUE 26 SEP 2023 at 16:34

QAT - Qatar

No.	Name	Playing Position	Date of Birth	Age	Height m / ft in	Club	Int. Games Played
2	TALLA Gueye	G	9 FEB 1997	26	1.86 / 6'1"		
3	DARWISH Mahmoud		2 APR 2003	20			
5	NDOYE Elhadji	F/G	10 MAY 1999	24	2.00 / 6'7"		
6	MUSLIC Nedim	F	19 JAN 1998	25	1.70 / 5'7"		
10	MOUSA Abdullah	G	26 JUN 2008	15	1.70 / 5'7"		
11	HAJAR Ghassan	G	9 NOV 2005	18	1.75 / 5'9"		
12	HARACIC Meho	C	25 MAR 1998	25	1.70 / 5'7"		
23	DIENG Babakar	G	17 SEP 1997	26	1.95 / 6'5"		
24	NDAO Mohamed	G	13 MAR 2007	16	1.70 / 5'7"		
25	ABDELBASET Khaled	G	10 JUL 1997	26	1.92 / 6'4"		
44	ADVIC Faris	F	27 JAN 1997	26	1.70 / 5'7"		
55	LASHIN Moustafa	G	10 AUG 1997	26	1.84 / 6'0"		
Team average				22.8	1.65 / 5'4"		

Coach ATHANASIOS Skourtopoulos
Assistant Coach STAVROS Mykoniatis

Team Uniform Colour

Light:
Dark:

Note:
Number of games played at the official FIBA/FIBA continental championships for senior men/women (provided by FIBA).

Legend:

(C) Captain	C Centre	F Forward	G Guard
Int. International	No. Uniform Number	PF Power Forward	PG Point Guard
SF Small Forward	SG Shooting Guard		



Team Roster

团队名册

As of MON 25 SEP 2023 at 21:29

THA - Thailand

No.	Name	Playing Position	Date of Birth	Age	Height m / ft in	Club	Int. Games Played
1	LAMB Tyler	F	16 MAY 1991	32	1.96 / 6'5"		
3	LISH Frederick Lee Jones	G	18 AUG 1988	35	1.73 / 5'8"		
5	MORGAN Moses	F/G	14 MAR 1992	31	1.94 / 6'4"		
7	TOWAROJ Jittaphon	G	7 AUG 1991	32	1.82 / 5'12"		
10	MORGAN Jakongmee	G	10 JUN 1997	26	1.83 / 6'0"		
14	BOONSERM Naratip	C	20 SEP 1995	28	1.95 / 6'5"		
18	JAISANUK Nakorn	G	18 NOV 1991	32	1.89 / 6'2"		
22	BOODDOUNG Manatsawee	G	28 NOV 1996	27	1.77 / 5'10"		
25	KLAEWNARONG Anasawee	C	22 NOV 1993	30	1.98 / 6'6"		
27	MUANGBOON Nattakarn (C)	G	27 MAR 1991	32	1.78 / 5'10"		
31	JAKRAWAN Chanatip	C	10 JAN 1997	26	2.03 / 6'8"		
36	KLAHAN Patiphan	C	31 DEC 1993	30	2.00 / 6'7"		
Team average				30.1	1.89 / 6'2"		

Coach TORRES GIRBAU Eduard
Assistant Coach LERTLAOKUL Kannawat

Team Uniform Colour

Light: WHITE
Dark: BLUE / RED

Note:
Number of games played at the official FIBA/FIBA continental championships for senior men/women (provided by FIBA).

Legend:	
(C) Captain	C Centre
Int. International	No. Uniform Number
SF Small Forward	SG Shooting Guard
	F Forward
	PF Power Forward
	G Guard
	PG Point Guard



Team Roster

团队名册

As of MON 25 SEP 2023 at 21:29

TPE - Chinese Taipei

No.	Name	Playing Position	Date of Birth	Age	Height m / ft in	Club	Int. Games Played
0	LIN Ting Chien	G	31 OCT 1999	24	1.90 / 6'3"	TIANJIN PIONEERS	
1	GADIAGA Mohammad Al Bachir	F	27 APR 1998	25	1.89 / 6'2"	CTBC	
5	LIU Cheng	F	24 NOV 1990	33	1.92 / 6'4"	SHANGHAI SHARKS	
10	HSIEH Ya-Hsuan	F	30 OCT 1998	25	1.87 / 6'2"	CTBC	
14	WU Yung-Cheng	G	19 OCT 1996	27	1.85 / 6'1"	FUBON BRAVES	
20	CHOU Po-Hsun	F	6 MAR 1991	32	1.97 / 6'6"	TAIWAN BEERS	
21	TSENG Hsiang Chun	C	8 AUG 1998	25	2.05 / 6'9"	FUBON BRAVES	
26	LEE Te Wei	C	15 OCT 1991	32	2.02 / 6'8"	DREAMERS	
31	ARTINO William Joseph	C	27 JUN 1992	31	2.11 / 6'11"		
39	LU Chun Hsiang	G	15 JUL 1997	26	1.90 / 6'3"	POUIAN PILOTS	
75	LEE Chi Wei	G	8 APR 1993	30	1.92 / 6'4"	LEOPARDS	
76	TSENG Wen-Ting	C	6 JUL 1984	39	2.05 / 6'9"	CTBC	
Team average				29.1	1.95 / 6'4"		

Coach SANG Mao Sen
Assistant Coach CHEN Kuo Wei

Team Uniform Colour

Light: WHITE
Dark: BLUE

Note:
Number of games played at the official FIBA/FIBA continental championships for senior men/women (provided by FIBA).

Legend:							
(C) Captain	C Centre	F Forward	G Guard				
Int. International	No. Uniform Number	PF Power Forward	PG Point Guard				
SF Small Forward	SG Shooting Guard						



Team Roster

团队名册

As of TUE 26 SEP 2023 at 22:17

UAE - United Arab Emirates

No.	Name	Playing Position	Date of Birth	Age	Height m / ft in	Club	Int. Games Played
0	MOHAMMED Rashed Ayman Ahamad		12 FEB 1998	25			
3	ALBREIKI Hamid	F/G	16 DEC 2000	23	1.80 / 5'11"		
6	ALNUAIMI Rashed Salem Essa Othman	C	14 FEB 1991	32	1.74 / 5'9"		
8	MOHAMMAD Faisal	G	19 OCT 1997	26	1.78 / 5'10"		
10	ALAMERI Omar Khalid Faqqas Omar	F	18 NOV 1991	32	1.83 / 6'0"		
11	ALZAABI Rashed Naser Saeed Albada	G	19 OCT 1988	35	1.76 / 5'9"		
15	ALMAAZMI Jasim Mohamed Jabir Ahmed	C	24 NOV 1988	35	1.75 / 5'9"		
20	AHMAD Khalid Khalifa Abdulla Kh		7 APR 1992	31			
23	ALSHABEBI Qais Omar Ahmed	F	31 OCT 1991	32	1.85 / 6'1"		
24	ALSAWAN Mahmoud Waseem Mahmoud Mo	G	17 SEP 2000	23	1.80 / 5'11"		
34	ALSHABEBI Hazaea		4 MAR 2002	21			
77	AHMAD Abdulazaiz	G	21 APR 2004	19	1.78 / 5'10"		
Team average				27.8	1.34 / 4'4"		

Coach BEN SLIMANE Mounir
Assistant Coach JASSIM Abdulredha Yousuf Alblooshi

Team Uniform Colour

Light: WHITE
Dark: RED

Note:
Number of games played at the official FIBA/FIBA continental championships for senior men/women (provided by FIBA).

Legend:

(C) Captain	C Centre	F Forward	G Guard
Int. International	No. Uniform Number	PF Power Forward	PG Point Guard
SF Small Forward	SG Shooting Guard		



Tournament Summary

比赛摘要

As of FRI 6 OCT 2023 at 22:11

Today's Games

Phase	Teams	Start Time	Final	Q1	Q2	Q3	Q4
Finals Rank 7/8	KOR vs JPN	12:00	74 - 55	19-18	22-7	18-18	15-12
Finals Rank 5/6	IRI vs KSA	16:00	92 - 60	23-11	22-23	31-10	16-16
Bronze Medal Game	TPE vs CHN	16:00	73 - 101	29-21	20-25	10-34	14-21
Gold Medal Game	JOR vs PHI	20:00	60 - 70	12-17	19-14	10-20	19-19

Preliminary Round

Group A						Games			Points			Class. Points
Rank		IRI	KSA	KAZ	UAE	Played	Won	Lost	For	Against	Diff.	
1	IRI		81-66	86-60	81-57	3	3	0	248	183	65	6
2	KSA	66-81		86-62	74-67	3	2	1	226	210	16	5
3	KAZ	60-86	62-86		59-49	3	1	2	181	221	-40	4
4	UAE	57-81	67-74	49-59		3	0	3	173	214	-41	3

Group B						Games			Points			Class. Points
Rank		CHN	TPE	HKG	MGL	Played	Won	Lost	For	Against	Diff.	
1	CHN		89-69	95-50	89-50	3	3	0	273	169	104	6
2	TPE	69-89		81-62	78-75	3	2	1	228	226	2	5
3	HKG	50-95	62-81		69-64	3	1	2	181	240	-59	4
4	MGL	50-89	75-78	64-69		3	0	3	189	236	-47	3

Group C						Games			Points			Class. Points
Rank		JOR	PHI	BRN	THA	Played	Won	Lost	For	Against	Diff.	
1	JOR		87-62	84-60	97-63	3	3	0	268	185	83	6
2	PHI	62-87		89-61	87-72	3	2	1	238	220	18	5
3	BRN	60-84	61-89		76-62	3	1	2	197	235	-38	4
4	THA	63-97	72-87	62-76		3	0	3	197	260	-63	3

Group D						Games			Points			Class. Points
Rank		JPN	KOR	QAT	INA	Played	Won	Lost	For	Against	Diff.	
1	JPN		83-77	95-63	70-57	3	3	0	248	197	51	6
2	KOR	77-83		76-64	95-55	3	2	1	248	202	46	5
3	QAT	63-95	64-76		74-67	3	1	2	201	238	-37	4
4	INA	57-70	55-95	67-74		3	0	3	179	239	-60	3



Preliminary Round - Combined Ranking

预赛 - 综合排名

As of WED 4 OCT 2023 at 15:21

Group A						Games			Points			Class. Points
Rank		IRI	KSA	KAZ	UAE	Played	Won	Lost	For	Against	Diff.	
1	IRI		81-66	86-60	81-57	3	3	0	248	183	65	6
2	KSA	66-81		86-62	74-67	3	2	1	226	210	16	5
3	KAZ	60-86	62-86		59-49	3	1	2	181	221	-40	4
4	UAE	57-81	67-74	49-59		3	0	3	173	214	-41	3

Group B						Games			Points			Class. Points
Rank		CHN	TPE	HKG	MGL	Played	Won	Lost	For	Against	Diff.	
1	CHN		89-69	95-50	89-50	3	3	0	273	169	104	6
2	TPE	69-89		81-62	78-75	3	2	1	228	226	2	5
3	HKG	50-95	62-81		69-64	3	1	2	181	240	-59	4
4	MGL	50-89	75-78	64-69		3	0	3	189	236	-47	3

Group C						Games			Points			Class. Points
Rank		JOR	PHI	BRN	THA	Played	Won	Lost	For	Against	Diff.	
1	JOR		87-62	84-60	97-63	3	3	0	268	185	83	6
2	PHI	62-87		89-61	87-72	3	2	1	238	220	18	5
3	BRN	60-84	61-89		76-62	3	1	2	197	235	-38	4
4	THA	63-97	72-87	62-76		3	0	3	197	260	-63	3

Group D						Games			Points			Class. Points
Rank		JPN	KOR	QAT	INA	Played	Won	Lost	For	Against	Diff.	
1	JPN		83-77	95-63	70-57	3	3	0	248	197	51	6
2	KOR	77-83		76-64	95-55	3	2	1	248	202	46	5
3	QAT	63-95	64-76		74-67	3	1	2	201	238	-37	4
4	INA	57-70	55-95	67-74		3	0	3	179	239	-60	3

Combined Ranking									
Rank	Team	Group Rank	GP	Class. Points	W/L	W/L%	Points		
							For	Against	Diff.
1	CHN	B1	3	6	3/0	100	273	169	+104
2	JOR	C1	3	6	3/0	100	268	185	+83
3	IRI	A1	3	6	3/0	100	248	183	+65
4	JPN	D1	3	6	3/0	100	248	197	+51
5	KOR	D2	3	5	2/1	66	248	202	+46
6	PHI	C2	3	5	2/1	66	238	220	+18
7	KSA	A2	3	5	2/1	66	226	210	+16
8	TPE	B2	3	5	2/1	66	228	226	+2
9	QAT	D3	3	4	1/2	33	201	238	-37
10	BRN	C3	3	4	1/2	33	197	235	-38
11	KAZ	A3	3	4	1/2	33	181	221	-40
12	HKG	B3	3	4	1/2	33	181	240	-59
13	UAE	A4	3	3	0/3	0	173	214	-41
14	MGL	B4	3	3	0/3	0	189	236	-47
15	INA	D4	3	3	0/3	0	179	239	-60
16	THA	C4	3	3	0/3	0	197	260	-63



Preliminary Round - Combined Ranking

预赛 - 综合排名

As of WED 4 OCT 2023 at 15:21

Progression Rules:

The four (4) Teams placed 1st in each group advance directly to the Quarter-Finals. The eight (8) teams placed 2nd and 3rd in each group will advance to Quarter-finals through Qualifications. The four (4) teams placed 4th in each group will take no further part in the competition. A total of 24 games will be played the Group Phase.

Legend:		
Ax	x (x=1-4) ranked team from group A	Class. Classification
Cx	x (x=1-4) ranked team from group C	Diff. Difference
GP	Games Played	
Bx	x (x=1-4) ranked team from group B	
Dx	x (x=1-4) ranked team from group D	
W/L	Win/Loss	

Results

比赛成绩

Game 40

JOR 60 vs 70 PHI
(12-17, 19-14, 10-20, 19-19)

Game Duration: 1:52

Crew Chief: JALADRI Harja (INA)

Commissioner: KOLEDROYE Abayomi Olushola (NGR)

Umpires: YUEN Chun Yip (HKG); SKAYEM Paul (LBN)

	Q1	Q2	Q3	Q4
JOR	12	19	10	19
PHI	17	14	20	19

JOR - Jordan

No.	Name	MIN	Field Goals		2 Points		3 Points		Free Throws		Rebounds			AS	TO	ST	BS	PF	FD	+/-	PTS
			M/A	%	M/A	%	M/A	%	M/A	%	OR	DR	TOT								
4	QARMASH Fadi	DNP																			
*5	MUSTAFA Fadi	39:13	4/14	29	1/4	25	3/10	30	2/3	67	2	2	4	5	2			3	1	-8	13
6	ALHENDI Ashraf	3:40	0/2	0	0/1	0	0/1	0						1		1	1			-6	
7	ALHAMARSHEH Ahmad	15:30	1/3	33			1/3	33	3/4	75		2	2	1			2	5	-13	6	
*9	BZAI Sami	36:18	1/4	25			1/4	25				3	3	3	3	2		2	1	-4	3
11	ALHAMMOURI Ahmad	DNP																			
13	HUSSEIN Mohammad	9:25	1/2	50	1/1	100	0/1	0				1	1	1		1		2		15	2
21	ABBAAS Hashem	DNP																			
22	KANAAN Malek	0:40																			-2
*24	JEFFERSON Rondae	39:53	8/29	28	5/15	33	3/14	21	5/11	45	4	8	12	5	2	2		2	8	-10	24
*32	BOHANNON John	24:23	1/6	17	1/3	33	0/3	0	2/4	50	2	3	5	1	1		2	4	3	3	4
*44	AL DWAIRI Ahmad (C)	30:23	2/9	22	2/9	22			4/6	67	8	7	15	2	1	2		2	3	-25	8
Team/Coach											9	3	12		1						
Totals			18/69	26	10/33	30	8/36	22	16/28	57	25	29	54	18	11	7	3	19	21	-10	60
Coach		AL-SOUS Wesam																			
Assistant Coach		HADRAB Mohammad										ABUQOURA Abdallah									

PHI - Philippines

No.	Name	MIN	Field Goals		2 Points		3 Points		Free Throws		Rebounds			AS	TO	ST	BS	PF	FD	+/-	PTS
			M/A	%	M/A	%	M/A	%	M/A	%	OR	DR	TOT								
*3	NEWSOME Chris (C)	30:20	4/10	40	2/6	33	2/4	50	3/3	100		1	1	2	1			4	4	17	13
6	ALAS Kevin Louie	6:40	0/1	0	0/1	0			2/2	100		1	1	1			1	1	5	2	
*9	THOMPSON Earl Scottie	33:13	3/9	33	1/4	25	2/5	40	3/4	75	3	2	5	3	2	1		3	4	5	11
10	TOLENTINO Arvin	DNP																			
12	ROSS Christopher	DNP																			
13	LASSITER Marcio	DNP																			
*15	FAJARDO Junemar	19:02	0/3	0	0/3	0					3	4	7	2	2		1	1		2	
17	PEREZ Jaymar	15:05	1/9	11	1/5	20	0/4	0			1	3	4	3	1		2	1	5	2	
*18	OFTANA Calvin	26:16	2/7	29	1/3	33	1/4	25			3	4	7	1	1		3	1	6	5	
25	AGUILAR Japeth	9:33	1/4	25	1/4	25			1/2	50	1	1	2	1			1	1	-7	3	
*32	BROWNLEE Justin	38:25	6/18	33	4/10	40	2/8	25	6/7	86	1	9	10	5	2	2	1	4	4	9	20
34	KOUAME Angelo	20:51	5/6	83	5/6	83			4/4	100	4	7	11		5	2	3	3	8	14	
Team/Coach											2	5	7		1						
Totals			22/67	33	15/42	36	7/25	28	19/22	86	18	36	54	19	12	8	4	22	19	10	70
Coach		CONE Earl Timothy																			
Assistant Coach		DEL ROSARIO Richard																			

	JOR	PHI
Points from Turnovers	13	12
Points in the Paint	8(4/17)24%	20(10/28)36%
Second Chance Points	8	12
Fast Break Points	10	13
Bench Points	8	21

	JOR	PHI
Biggest Lead	3	13
Biggest Scoring Run	11-0(26-28)	9-0(15-28)
Lead Changes		4
Times Tied		5
Time Leading	1:46	32:07

Legend:			
%	Shooting Percentage	(C)	Captain
AS	Assists	BS	Blocked Shots
FD	Fouls Drawn	M/A	Made / Attempts
OR	Offensive Rebounds	PF	Fouls
ST	Steals	TO	Turnovers
*	Game Starters	DNP	Did Not Play
MIN	Minutes Played	PTS	Points
TOT	Total Rebounds	+/-	Plus-Minus
		DR	Defensive Rebounds
		No.	Uniform Number
		Qx	Quarter Time

Results

比赛成绩

Game 39

TPE 73 vs 101 CHN
(29-21, 20-25, 10-34, 14-21)

Game Duration: 1:38

Crew Chief: STEPANENKO Alexey (KAZ)

Commissioner: KOOHIESFAHANI Sanam (IRI)

Umpires: AL SIYABI Issam Nasser Khalfan (OMA); CHEON Kamjae (KOR)

	Q1	Q2	Q3	Q4
TPE	29	20	10	14
CHN	21	25	34	21

TPE - Chinese Taipei

No.	Name	MIN	Field Goals		2 Points		3 Points		Free Throws		Rebounds			AS	TO	ST	BS	PF	FD	+/-	PTS
			M/A	%	M/A	%	M/A	%	M/A	%	OR	DR	TOT								
*0	LIN Ting Chien	28:44	7/13	54	5/9	56	2/4	50	4/5	80	1	1	1	2	4	1		3	4	-28	20
*1	GADIAGA Mohammad Al Bachir	30:28	5/11	45	4/5	80	1/6	17			1	1	1	5		2	1	2		-17	11
*5	LIU Cheng (C)	28:58	5/9	56	1/1	100	4/8	50			2	2	4	3	3	1	1	1	1	-19	14
10	HSIEH Ya-Hsuan	19:04	2/5	40			2/5	40					4	1	1				1	-2	6
14	WU Yung-Cheng	5:55	1/3	33			1/3	33	2/2	100	1	1	1	1		1		1	2	-3	5
20	CHOU Po-Hsun	DNP																			
*21	TSENG Hsiang Chun	17:48	1/4	25	0/2	0	1/2	50	2/4	50	1	3	4		1				5	-7	5
26	LEE Te Wei	4:17	0/2	0	0/1	0	0/1	0										1		-9	
*31	ARTINO William Joseph	35:37	4/9	44	4/9	44			2/4	50	6	7	13	3	4			5	7	-19	10
39	LU Chun Hsiang	2:13	0/1	0			0/1	0												-6	
75	LEE Chi Wei	4:20	0/2	0	0/1	0	0/1	0												-9	
76	TSENG Wen-Ting	22:06	1/2	50	1/2	50					1	4	5	3	5	1		2	1	-21	2
Team/Coach											1	1	2								
Totals			26/61	43	15/30	50	11/31	35	10/15	67	11	20	31	21	18	7	2	15	21	-28	73
Coach			SANG Mao Sen																		
Assistant Coach			CHEN Kuo Wei																		

CHN - China

No.	Name	MIN	Field Goals		2 Points		3 Points		Free Throws		Rebounds			AS	TO	ST	BS	PF	FD	+/-	PTS
			M/A	%	M/A	%	M/A	%	M/A	%	OR	DR	TOT								
3	HU Mingxuan	13:36	4/7	57	2/5	40	2/2	100	1/1	100		5	5		1			1	2	15	11
4	ZHAO Jiwei	24:50	4/9	44	1/4	25	3/5	60	1/2	50	1	3	4	8	5	3		4	3	13	12
6	CHENG ShuaiPeng	13:02	2/7	29	0/2	0	2/5	40	1/2	50	2	1	3	1	1				1	4	7
*10	ZHAO Rui (C)	24:28	6/12	50	3/7	43	3/5	60	2/2	100	1	4	5	5	1	1		2	1	16	17
14	FU Hao	1:44									1	1	1							6	
16	YU Jiahao	13:33	1/1	100	1/1	100						2	2		1			1		8	2
*18	DU Runwang	16:50	3/5	60	1/2	50	2/3	67				2	2	2				4	2	19	8
*19	CUI Yongxi	26:00	9/10	90	9/9	100	0/1	0	2/3	67	3	2	5	1	1	1		2	3	24	20
*21	HU Jinqiu	21:35	6/10	60	6/10	60					2	4	6				3	1	1	33	12
*26	ZHU Junlong	17:41	1/2	50			1/2	50				2	2	1	1			1		22	3
31	WANG Zhelin	4:35	0/1	0	0/1	0						1	1					3		-13	
77	ZHANG Zhenlin	21:35	4/9	44	4/6	67	0/3	0	1/2	50	3	2	5	4	1	2		2	2	-7	9
Team/Coach											2	1	3		1						
Totals			40/73	55	27/47	57	13/26	50	8/12	67	15	29	44	22	13	7	3	21	15	28	101
Coach			DJORDJEVIC Aleksandar (SRB)																		
Assistant Coach			BJEDOV Goran																		
			GUO Shiqiang																		

	TPE	CHN
Points from Turnovers	19	20
Points in the Paint	28(14/23)61%	48(24/39)62%
Second Chance Points	13	19
Fast Break Points	16	24
Bench Points	13	41

	TPE	CHN
Biggest Lead	9	28
Biggest Scoring Run	9-0(20-16)	10-0(49-56)
Lead Changes		8
Times Tied		6
Time Leading	10:29	26:04

Legend:			
%	Shooting Percentage	(C)	Captain
AS	Assists	BS	Blocked Shots
FD	Fouls Drawn	M/A	Made / Attempts
OR	Offensive Rebounds	PF	Fouls
ST	Steals	TO	Turnovers
*	Game Starters	DNP	Did Not Play
MIN	Minutes Played	PTS	Points
TOT	Total Rebounds	+/-	Plus-Minus
		DR	Defensive Rebounds
		No.	Uniform Number
		Qx	Quarter Time

Results
比赛成绩

Game 38

IRI 92 vs 60 KSA
(23-11, 22-23, 31-10, 16-16)

Game Duration: 1:48

Crew Chief: SONG Houlu (CHN)

Commissioner: RI Pyong Hun (PRK)

Umpires: AL-HASHEDI Taha Mohammed Nasser (YEM); LI Chengxin (CHN)

	Q1	Q2	Q3	Q4
IRI	23	22	31	16
KSA	11	23	10	16

IRI - Islamic Rep. of Iran

No.	Name	MIN	Field Goals		2 Points		3 Points		Free Throws		Rebounds			AS	TO	ST	BS	PF	FD	+/-	PTS	
			M/A	%	M/A	%	M/A	%	M/A	%	OR	DR	TOT									
1	SHAHRIAN NASL Mohammad	14:20	0/2	0	0/1	0	0/1	0			1	1		3		2			1	4		
3	VAHEDI Mohammadsina	15:29	2/3	67	1/1	100	1/2	50	2/2	100		1	1	2	2	1			1	12	7	
*4	MIRZAEITALARPOSHI Meisam	17:00	2/4	50	2/4	50			1/1	100	2	4	6		1	1	1	4	2	14	5	
*5	MASHAYEKHI Sajjad	21:44	4/5	80	2/2	100	2/3	67	4/6	67		1	1	5	1	2		2	5	24	14	
*7	REZAEIFAR Navid	16:54	3/8	38	3/4	75	0/4	0			2	3	5	3	2					13	6	
10	GIRGOORIAN Piter	26:01	6/8	75	4/6	67	2/2	100	2/2	100	1	4	5	6	4			1	2	25	16	
11	GHOLIZADEH TOUSARANI Amir Ali	8:23	0/2	0			0/2	0							1		1			2		
*14	KAZEMI NAEINI Arsalan (C)	11:25	1/2	50	1/2	50					2	2			2		3			8	2	
*17	AGHAJANPOUR Matin	22:37	5/9	56	0/1	0	5/8	63	2/2	100	1	2	3		1		1	2	2	21	17	
21	TORABI Mohammad	12:47	3/5	60	3/5	60					2	2	4	1	2	1		1		7	6	
23	PAZIROFTEH Sajjad	23:07	4/6	67	0/2	0	4/4	100	3/3	100	1	4	5		2		2	3	3	19	15	
32	ALIAKBARI Hasan	10:13	2/2	100	2/2	100						2	2	2	2			4		11	4	
Team/Coach																						
Totals			32/56	57	18/30	60	14/26	54	14/16	88	9	27	36	20	18	9	5	20	16	32	92	
Coach			DEMIR Hakan																			
Assistant Coach			ALI Arezoomandi																			

KSA - Saudi Arabia

No.	Name	MIN	Field Goals		2 Points		3 Points		Free Throws		Rebounds			AS	TO	ST	BS	PF	FD	+/-	PTS	
			M/A	%	M/A	%	M/A	%	M/A	%	OR	DR	TOT									
*4	ALMARWANI Mohammed Hassan A (C)	23:41	1/5	20	1/4	25	0/1	0	2/4	50		2	2			2		2	2	-35	4	
*6	ALMARWANI Mathna Hassan A	21:16	4/7	57	3/6	50	1/1	100	5/6	83	1	2	3		3	1		3	3	-13	14	
8	BELAL Fahad Alsalik M	DNP																				
9	SALEH Mohammad Hamza M	10:27	0/3	0	0/1	0	0/2	0				1	1					2	1	-8		
*10	ABDELGABAR Khalid Mohammed A	37:17	5/10	50	3/5	60	2/5	40			3	2	5	3	2	3		1		-30	12	
*12	ALSUWAILEM Mohammed Ibrahim H	34:34	5/14	36	5/11	45	0/3	0	3/6	50	2	6	8	3	4		2	3	5	-25	13	
20	SHUBAYLI Ali Ahmed A	28:23	3/9	33	2/5	40	1/4	25			2	1	3	1	2	2		3	3	-18	7	
23	FALLATA Abdulrahman Ismail Z	9:02	1/2	50	1/1	100	0/1	0				1	1		2	1		1		-1	2	
35	MOHAMMED Thamer Mahmoud A	10:26	2/4	50	2/4	50			1/4	25	1		1	1	1			1	2	-2	5	
*99	KADI Musab Tariq M	24:56	0/3	0			0/3	0	3/4	75	1	2	3		3	1			4	-28	3	
Team/Coach																						
Totals			21/57	37	17/37	46	4/20	20	14/24	58	18	17	35	8	19	10	2	16	20	-32	60	
Coach			ALSANHANI Ali Ahmed A																			
Assistant Coach			KRIKORIAN Krikor																			

	IRI	KSA
Points from Turnovers	32	13
Points in the Paint	36(18/29)62%	30(15/34)44%
Second Chance Points	15	17
Fast Break Points	10	4
Bench Points	48	14

	IRI	KSA
Biggest Lead	36	5
Biggest Scoring Run	10-0(29-11)	9-0(31-22)
Lead Changes	2	
Times Tied	0	
Time Leading	35:48	3:50

Legend:							
%	Shooting Percentage	(C)	Captain	*	Game Starters	+/-	Plus-Minus
AS	Assists	BS	Blocked Shots	DNP	Did Not Play	DR	Defensive Rebounds
FD	Fouls Drawn	M/A	Made / Attempts	MIN	Minutes Played	No.	Uniform Number
OR	Offensive Rebounds	PF	Fouls	PTS	Points	Qx	Quarter Time
ST	Steals	TO	Turnovers	TOT	Total Rebounds		

Results
比赛成绩

Game 37

KOR 74 vs 55 JPN
(19-18, 22-7, 18-18, 15-12)

Game Duration: 1:27

Crew Chief: MUONGMEE Preeda (THA)

Commissioner: ZENG Hongtao (CHN)

Umpires: ALYOUSEF Ahmad Suleiman Abdallah (JOR); AL KHAMEES Ahmed Hassan R (KSA)

	Q1	Q2	Q3	Q4
KOR	19	22	18	15
JPN	18	7	18	12

KOR - Republic of Korea

No.	Name	MIN	Field Goals		2 Points		3 Points		Free Throws		Rebounds			AS	TO	ST	BS	PF	FD	+/-	PTS
			M/A	%	M/A	%	M/A	%	M/A	%	OR	DR	TOT								
0	HA Yungi	DNP																			
1	LEE Junghyun	34:12	5/13	38	2/4	50	3/9	33			1	1	2	8	2	6		2	3	12	13
2	HEO Hoon	DNP																			
*3	BYEON Junhyeong	18:49	1/4	25	0/2	0	1/2	50	2/5	40	1	1	2	4	1	2	1	2	4	17	5
5	KIM Sunhyung (C)	DNP																			
*7	LEE Woosuk	33:41	2/10	20	0/3	0	2/7	29			1	2	3		2			1		11	6
11	YANG Hongseok	DNP																			
*12	MOON Jeonghyeon	33:18	8/13	62	4/7	57	4/6	67			4	4	8	2		3		1		17	20
15	KIM Jongkyu	17:55	5/8	63	4/6	67	1/2	50	4/4	100	2	1	3		1			1	3	19	15
*20	RA Guna	32:51	3/6	50	3/5	60	0/1	0	3/4	75	2	9	11	3	3	1		2	4	10	9
23	JEON Seonghyen	DNP																			
*33	LEE Seoungyun	29:14	3/10	30	3/9	33	0/1	0				4	4	2	1	1				9	6
Team/Coach											5	3	8		1			1			
Totals			27/64	42	16/36	44	11/28	39	9/13	69	16	25	41	19	11	13	1	10	14	19	74
Coach		CHOO Il Seung																			
Assistant Coach		LEE Huniae																			

JPN - Japan

No.	Name	MIN	Field Goals		2 Points		3 Points		Free Throws		Rebounds			AS	TO	ST	BS	PF	FD	+/-	PTS
			M/A	%	M/A	%	M/A	%	M/A	%	OR	DR	TOT								
*0	TERASHIMA Ryo	16:11	2/7	29	2/5	40	0/2	0				3	3	3				1	2	-9	4
*2	SAITO Takumi (C)	16:46	0/4	0	0/2	0	0/2	0	0/1	0		2	2	2	4	4	2		2	1	-15
*6	AKAHO Raita	19:29	0/3	0	0/2	0	0/1	0			2	3	5	2	1				2	-17	
11	KUMAGAI Ko	14:49	0/3	0	0/1	0	0/2	0			1	1	2	4				2	1	3	
12	NISHINO Yo	20:21	3/4	75	3/4	75					1	2	3		4	1			1	-5	6
15	ICHIKAWA Masato	10:56	0/4	0	0/2	0	0/2	0							1			4		-18	
*25	KAWASHIMA Yuto	29:04	3/6	50	3/5	60	0/1	0			2	2	4		2	1		3		-1	6
29	HOSOKAWA Kazuki	28:37	5/12	42		5/12	42				2	4	6	2	2	1				-12	15
*30	IMAMURA Keita	20:43	6/10	60	3/4	75	3/6	50			1	1	2	1	3			2	1	-4	15
44	YONEYAMA Java Eo	23:04	4/7	57	3/4	75	1/3	33			1	5	6	1	2				1	-17	9
Team/Coach											1	1	2								
Totals			23/60	38	14/29	48	9/31	29	0/1	0	11	24	35	17	19	5	1	14	9	-19	55
Coach		GAINES Corey Yasuto																			
Assistant Coach		TOMIYAMA Shinji																			

	KOR	JPN
Points from Turnovers	28	11
Points in the Paint	28(14/28)50%	26(13/22)59%
Second Chance Points	11	15
Fast Break Points	9	6
Bench Points	28	30

	KOR	JPN
Biggest Lead	25	2
Biggest Scoring Run	11-0(11-2)	6-0(43-31)
Lead Changes	2	
Times Tied	1	
Time Leading	38:11	0:22

Legend:			
%	Shooting Percentage	(C)	Captain
AS	Assists	BS	Blocked Shots
FD	Fouls Drawn	M/A	Made / Attempts
OR	Offensive Rebounds	PF	Fouls
ST	Steals	TO	Turnovers
*	Game Starters	DNP	Did Not Play
MIN	Minutes Played	PTS	Points
TOT	Total Rebounds	+/-	Plus-Minus
		DR	Defensive Rebounds
		No.	Uniform Number
		Qx	Quarter Time

Results
比赛成绩

Game 34

KSA 79 vs 74 JPN
(19-23, 27-13, 19-19, 14-19)

Game Duration: 1:39

Crew Chief: AL-HASHEDI Taha Mohammed Nasser (YEM)

Commissioner: RI Pyong Hun (PRK)

Umpires: CHEON Kamjae (KOR); CELESTE John Lester (PHI)

	Q1	Q2	Q3	Q4
KSA	19	27	19	14
JPN	23	13	19	19

KSA - Saudi Arabia

No.	Name	MIN	Field Goals		2 Points		3 Points		Free Throws		Rebounds			AS	TO	ST	BS	PF	FD	+/-	PTS
			M/A	%	M/A	%	M/A	%	M/A	%	OR	DR	TOT								
*4	ALMARWANI Mohammed Hassan A (C)	11:52	2/4	50	2/4	50			2/2	100				1	1		2	3	2	-14	6
*6	ALMARWANI Mathna Hassan A	21:02	3/8	38	3/6	50	0/2	0	3/3	100	1	1	2	3	4	2		2	2	9	9
*8	BELAL Fahad Alsalik M	38:13	3/6	50	1/1	100	2/5	40	2/2	100		2	2	1	4	1		1	3	2	10
9	SALEH Mohammad Hamza M	0:14							2/2	100										-1	2
*10	ABDELGABAR Khalid Mohammed A	39:01	2/12	17	0/6	0	2/6	33	2/2	100	2	1	3	4	1			3	3	8	8
*12	ALSUWAILEM Mohammed Ibrahim H	35:57	9/15	60	8/14	57	1/1	100	5/10	50	8	13	21	3	2		3	2	7	10	24
20	SHUBAYLI Ali Ahmed A	24:20	2/4	50	2/3	67	0/1	0			3	3	6			1		2	2	8	4
23	FALLATA Abdulrahman Ismail Z	DNP																			
35	MOHAMMED Thamer Mahmoud A	0:05																		-3	
99	KADI Musab Tariq M	29:11	6/10	60	3/5	60	3/5	60	1/1	100		5	5	2	4		2		1	6	16
Team/Coach											6	5	11		1			1			
Totals			27/59	46	19/39	49	8/20	40	17/22	77	20	30	50	14	17	4	7	14	20	5	79
Coach			ALSANHANI Ali Ahmed A																		
Assistant Coach			KRIKORIAN Krikor																		

JPN - Japan

No.	Name	MIN	Field Goals		2 Points		3 Points		Free Throws		Rebounds			AS	TO	ST	BS	PF	FD	+/-	PTS
			M/A	%	M/A	%	M/A	%	M/A	%	OR	DR	TOT								
0	TERASHIMA Ryo	15:09	2/4	50	2/3	67	0/1	0	3/3	100	1	2	3	2				2	2	-7	7
*2	SAITO Takumi (C)	21:46	3/7	43	2/4	50	1/3	33			2	2	2	7	1	1		2	2	2	7
*6	AKAHO Raita	9:58	0/1	0			0/1	0										3	1	3	
11	KUMAGAI Ko	12:40	4/4	100	1/1	100	3/3	100			1		1						2	-2	11
12	NISHINO Yo	19:14	1/3	33	1/1	100	0/2	0			2		2		1			2	1	-12	2
*14	SATO Takuma	24:55	3/8	38	2/4	50	1/4	25			1	4	5		1	2	1		2	7	
15	ICHIKAWA Masato	13:21	0/4	0			0/4	0			1	1	2	2				1	1	-9	
*25	KAWASHIMA Yuto	26:38	3/9	33	3/7	43	0/2	0			2	3	5	2	1	2	1	4	1	4	6
29	HOSOKAWA Kazuki	20:12	5/15	33	1/2	50	4/13	31	0/1	0	1		1					1	1	-11	14
*30	IMAMURA Keita	22:25	5/12	42	3/6	50	2/6	33	2/3	67	2	1	3	1	1	1		4	3	10	14
44	YONEYAMA Java Eo	13:37	2/4	50	0/1	0	2/3	67				1	1	1	1	1		1		-3	6
Team/Coach											2	2	4		2						
Totals			28/71	39	15/29	52	13/42	31	5/7	71	13	16	29	15	8	7	2	20	13	-5	74
Coach			GAINES Corey Yasuto																		
Assistant Coach			TOMIYAMA Shinii																		

	KSA	JPN
Points from Turnovers	6	19
Points in the Paint	36(18/33)55%	26(13/25)52%
Second Chance Points	23	17
Fast Break Points	7	11
Bench Points	22	40

	KSA	JPN
Biggest Lead	15	8
Biggest Scoring Run	11-0(50-36)	10-0(2-10)
Lead Changes		3
Times Tied		4
Time Leading	26:46	10:57

Legend:			
%	Shooting Percentage	(C)	Captain
AS	Assists	BS	Blocked Shots
FD	Fouls Drawn	M/A	Made / Attempts
OR	Offensive Rebounds	PF	Fouls
ST	Steals	TO	Turnovers
*	Game Starters	DNP	Did Not Play
MIN	Minutes Played	PTS	Points
TOT	Total Rebounds	+/-	Plus-Minus
		DR	Defensive Rebounds
		No.	Uniform Number
		Qx	Quarter Time

Results

比赛成绩

Game 33

IRI 89 vs 82 KOR
(21-20, 19-28, 26-15, 23-19)

Game Duration: 1:46

Crew Chief: YUEN Chun Yip (HKG)

Commissioner: ZENG Hongtao (CHN)

Umpires: LI Chengxin (CHN); SONG Houlu (CHN)

	Q1	Q2	Q3	Q4
IRI	21	19	26	23
KOR	20	28	15	19

IRI - Islamic Rep. of Iran

No.	Name	MIN	Field Goals		2 Points		3 Points		Free Throws		Rebounds			AS	TO	ST	BS	PF	FD	+/-	PTS
			M/A	%	M/A	%	M/A	%	M/A	%	OR	DR	TOT								
1	SHAHRIAN NASL Mohammad	DNP																			
3	VAHEDI Mohammadsina	28:37	6/14	43	4/9	44	2/5	40	0/1	0	1	2	3	1	3			1	3	-3	14
4	MIRZAEITALARPOSHI Meisam	28:15	4/10	40	4/10	40			5/5	100	6	5	11	2	1			4	3	13	13
5	MASHAYEKHI Sajjad	24:43	7/11	64	5/6	83	2/5	40	3/3	100	2	5	7	3	1			5	4	18	19
7	REZAEIFAR Navid	26:31	5/9	56	4/5	80	1/4	25	1/2	50		1	1	3	1			3	1	3	12
10	GIRGOORIAN Piter	11:48	1/4	25	1/1	100	0/3	0				1	1	3	2					-7	2
11	GHOLIZADEH TOUSARANI Amir Ali	DNP																			
14	KAZEMI NAEINI Arsalan (C)	30:02	2/5	40	2/5	40					2	4	6	3		2		1	1	14	4
17	AGHAJANPOUR Matin	28:21	5/9	56	2/5	40	3/4	75	3/3	100		2	2	1	1	2		2	3	10	16
21	TORABI Mohammad	4:59	0/1	0	0/1	0					1	1	2					1		-2	
23	PAZIROFTEH Sajjad	9:58	3/6	50	2/4	50	1/2	50				5	5		1					-7	7
32	ALIAKBARI Hasan	6:46	1/1	100	1/1	100					1	1	2			1				-4	2
Team/Coach											1	1	2		1						
Totals			34/70	49	25/47	53	9/23	39	12/14	86	14	28	42	16	11	4	1	17	15	7	89
Coach		DEMIR Hakan																			
Assistant Coach		ALI Arezoomandi																			

KOR - Republic of Korea

No.	Name	MIN	Field Goals		2 Points		3 Points		Free Throws		Rebounds			AS	TO	ST	BS	PF	FD	+/-	PTS
			M/A	%	M/A	%	M/A	%	M/A	%	OR	DR	TOT								
0	HA Yungi	9:38	1/2	50	1/2	50						3	3	1						-2	2
1	LEE Junghyun	9:47	0/4	0	0/2	0	0/2	0						4						11	
2	HEO Hoon	36:48	5/15	33	2/6	33	3/9	33	5/5	100	2	1	3	8	1	1		1	3	-13	18
3	BYEON Junhyeong	30:33	3/7	43	1/4	25	2/3	67	3/7	43	1		1	5	2	1		3	4	-14	11
5	KIM Sunhyung (C)	DNP																			
7	LEE Woosuk	27:18	3/8	38	2/5	40	1/3	33				2	2	1	2			2		-15	7
11	YANG Hongseok	DNP																			
12	MOON Jeonghyeon	DNP																			
15	KIM Jongkyu	18:51	1/2	50	0/1	0	1/1	100	3/3	100		4	4				2	3	3	-1	6
20	RA Guna	31:58	7/11	64	4/7	57	3/4	75	6/8	75	4	3	7	2	2		3	3	4	-1	23
23	JEON Seonghyen	15:22	3/6	50			3/6	50	2/3	67		1	1					4	1	10	11
33	LEE Seounghyun	19:46	2/4	50	2/4	50						2	2	1	1	2				-10	4
Team/Coach											5	5	10		1						
Totals			25/59	42	12/31	39	13/28	46	19/26	73	12	21	33	22	9	4	5	16	15	-7	82
Coach		CHOO Il Seung																			
Assistant Coach		LEE Hunjae																			

	IRI	KOR
Points from Turnovers	11	14
Points in the Paint	48(24/42)57%	16(8/18)44%
Second Chance Points	15	4
Fast Break Points	12	12
Bench Points	25	21

	IRI	KOR
Biggest Lead	12	8
Biggest Scoring Run	10-0(81-69)	8-0(11-13)
Lead Changes		5
Times Tied		3
Time Leading	23:06	16:07

Legend:			
%	Shooting Percentage	(C)	Captain
AS	Assists	BS	Blocked Shots
FD	Fouls Drawn	M/A	Made / Attempts
OR	Offensive Rebounds	PF	Fouls
ST	Steals	TO	Turnovers
*	Game Starters	DNP	Did Not Play
MIN	Minutes Played	PTS	Points
TOT	Total Rebounds	+/-	Plus-Minus
		DR	Defensive Rebounds
		No.	Uniform Number
		Qx	Quarter Time

Results
比赛成绩

Game 36

PHI 77 vs 76 CHN
(17-19, 13-29, 20-14, 27-14)

Game Duration: 1:48

Crew Chief: SKAYEM Paul (LBN)

Commissioner: KOLEDROYE Abayomi Olushola (NGR)

Umpires: STEPANENKO Alexey (KAZ); ZEIN Wissam (SYR)

	Q1	Q2	Q3	Q4
PHI	17	13	20	27
CHN	19	29	14	14

PHI - Philippines

No.	Name	MIN	Field Goals		2 Points		3 Points		Free Throws		Rebounds			AS	TO	ST	BS	PF	FD	+/-	PTS
			M/A	%	M/A	%	M/A	%	M/A	%	OR	DR	TOT								
*3	NEWSOME Chris (C)	18:17	1/3	33	1/2	50	0/1	0	2/3	67		3	3			2		4	2	-13	4
6	ALAS Kevin Louie	9:57	2/5	40	1/3	33	1/2	50				1	1					2	1	5	5
*9	THOMPSON Earl Scottie	37:42	6/9	67	6/8	75	0/1	0	1/3	33	3	5	8	3	2	3		2	5	7	13
10	TOLENTINO Arvin	DNP																			
12	ROSS Christopher	2:18												1				1			-6
13	LASSITER Marcio	2:44	0/1	0			0/1	0													-11
*15	FAJARDO Junemar	19:20	3/6	50	3/6	50			2/2	100	2	2	4	2				1	2	-7	8
17	PEREZ Jaymar	21:43	4/9	44	4/8	50	0/1	0	0/2	0	1	4	5	4	1		1		1	14	8
*18	OFTANA Calvin	24:41	2/7	29	2/5	40	0/2	0				2	2	1	2			3		-2	4
25	AGUILAR Japeth	8:50	0/1	0	0/1	0					1	2	3		1			3		5	
*32	BROWNEE Justin	39:51	12/21	57	5/9	56	7/12	58	2/4	50	1	4	5	4	5	1		2	5	3	33
34	KOUAME Angelo	14:37	1/5	20	1/5	20						3	3	3	2	1	1	1		10	2
Team/Coach											6	4	10		1						
Totals			31/67	46	23/47	49	8/20	40	7/14	50	17	27	44	14	15	7	2	19	16	1	77
Coach			CONE Earl Timothy																		
Assistant Coach			DEL ROSARIO Richard																		

CHN - China

No.	Name	MIN	Field Goals		2 Points		3 Points		Free Throws		Rebounds			AS	TO	ST	BS	PF	FD	+/-	PTS
			M/A	%	M/A	%	M/A	%	M/A	%	OR	DR	TOT								
*3	HU Mingxuan	25:53	3/10	30	3/5	60	0/5	0	4/4	100		3	3	2	2			1	2	-7	10
4	ZHAO Jiwei (C)	21:59	3/8	38	2/4	50	1/4	25	2/4	50	1	1	2	5	1	2		4	7	1	9
6	CHENG Shuaipeng	1:05																			
*10	ZHAO Rui	29:43	7/9	78	3/3	100	4/6	67				5	5	6	1	2		1		9	18
14	FU Hao	DNP																			
16	YU Jiahao	DNP																			
*18	DU Runwang	26:57	2/7	29	0/1	0	2/6	33						2	4	4		2		-4	6
19	CUI Yongxi	10:22	0/2	0	0/1	0	0/1	0	1/2	50	1	1	2		1	1			1	-4	1
*21	HU Jinqiu	25:22	3/4	75	3/4	75			2/3	67	1	3	4	1	2		1	1	2	4	8
*26	ZHU Junlong	24:47	2/3	67	1/1	100	1/2	50	5/6	83		8	8	1				3	4	8	10
31	WANG Zhelin	14:29	5/6	83	5/6	83			0/1	0	2	1	3				1	2	1	-5	10
77	ZHANG Zhenlin	19:23	2/10	20	2/7	29	0/3	0	0/1	0	3	2	5		1		1	2	2	-7	4
Team/Coach											4		4		1						
Totals			27/59	46	19/32	59	8/27	30	14/21	67	12	24	36	17	13	9	3	16	19	-1	76
Coach			DJORDJEVIC Aleksandar (SRB)																		
Assistant Coach			BJEDOV Goran																		
			GUO Shiqiang																		

	PHI	CHN
Points from Turnovers	13	19
Points in the Paint	38(19/35)54%	36(18/29)62%
Second Chance Points	6	9
Fast Break Points	8	17
Bench Points	15	24

	PHI	CHN
Biggest Lead	1	20
Biggest Scoring Run	11-0(15-15)	10-0(26-46)
Lead Changes	2	
Times Tied	2	
Time Leading	0:24	38:29

Legend:			
%	Shooting Percentage	(C)	Captain
AS	Assists	BS	Blocked Shots
FD	Fouls Drawn	M/A	Made / Attempts
OR	Offensive Rebounds	PF	Fouls
ST	Steals	TO	Turnovers
*	Game Starters	DNP	Did Not Play
MIN	Minutes Played	PTS	Points
TOT	Total Rebounds	+/-	Plus-Minus
		DR	Defensive Rebounds
		No.	Uniform Number
		Qx	Quarter Time

Results

比赛成绩

Game 35

JOR 90 vs 71 TPE

(19-16, 26-19, 24-12, 21-24)

Game Duration: 1:38

Crew Chief: JALADRI Harja (INA)

Commissioner: KOOHIESFAHANI Sanam (IRI)

Umpires: MUONGMEE Preeda (THA); AL SIYABI Issam Nasser Khalfan (OMA)

	Q1	Q2	Q3	Q4
JOR	19	26	24	21
TPE	16	19	12	24

JOR - Jordan

No.	Name	MIN	Field Goals		2 Points		3 Points		Free Throws		Rebounds			AS	TO	ST	BS	PF	FD	+/-	PTS	
			M/A	%	M/A	%	M/A	%	M/A	%	OR	DR	TOT									
4	QARMASH Fadi	2:03																				
*5	MUSTAFA Fadi	33:54	5/10	50	3/6	50	2/4	50	2/2	100		1	1	6	3			3	4	23	14	
6	ALHENDI Ashraf	13:42	2/4	50	1/2	50	1/2	50				2	2	1						7	5	
7	ALHAMARSHEH Ahmad	10:29										1	1	3		1						
*9	BZAI Sami	26:05	4/7	57			4/7	57				1	1	1	1	2				19	12	
11	ALHAMMOURI Ahmad	4:27	1/2	50	1/1	100	0/1	0				3	3		2					-8	2	
13	HUSSEIN Mohammad	11:23	1/2	50	1/1	100	0/1	0				2	2	1	2			3		-8	2	
21	ABBAAS Hashem	DNP																				
22	KANAAN Malek	4:43							1/2	50				1	1			1	1	-10	1	
*24	JEFFERSON Rondae	35:32	7/19	37	7/17	41	0/2	0	6/8	75	1	6	7	4			1	1	6	27	20	
*32	BOHANNON John	28:31	6/10	60	4/6	67	2/4	50	1/2	50	1	14	15	3	3	1	2	1	1	20	15	
*44	AL DWAIRI Ahmad (C)	29:06	7/11	64	7/11	64			5/6	83	3	7	10	2	3	1		1	4	28	19	
Team/Coach											7	2	9									
Totals			33/65	51	24/44	55	9/21	43	15/20	75	12	39	51	21	16	5	3	11	16	19	90	
Coach		AL-SOUS Wesam																				
Assistant Coach		HADRAB Mohammad										ABUQOURA Abdallah										

TPE - Chinese Taipei

No.	Name	MIN	Field Goals		2 Points		3 Points		Free Throws		Rebounds			AS	TO	ST	BS	PF	FD	+/-	PTS	
			M/A	%	M/A	%	M/A	%	M/A	%	OR	DR	TOT									
*0	LIN Ting Chien	26:54	5/13	38	4/9	44	1/4	25	1/1	100	1	1	2	4	3	1	1	2	1	-20	12	
*1	GADIAGA Mohammad Al Bachir	19:42	2/7	29	1/3	33	1/4	25				1	1					2		-19	5	
*5	LIU Cheng (C)	22:13	2/8	25	1/4	25	1/4	25			1	1	2	4				1	1	-12	5	
10	HSIEH Ya-Hsuan	23:46	3/9	33	1/4	25	2/5	40	3/3	100		2	2	2	3	2		2	3	-10	11	
14	WU Yung-Cheng	7:47	2/5	40	1/4	25	1/1	100				1	1	2				2		-5	5	
20	CHOU Po-Hsun	9:59	0/1	0			0/1	0	2/2	100	1	2	3					1	1	3	2	
*21	TSENG Hsiang Chun	17:51	4/7	57	2/3	67	2/4	50			1	3	4	1		1	1	1	1	-12	10	
26	LEE Te Wei	13:02	2/6	33	2/3	67	0/3	0				1	1	4		1		2		-1	4	
*31	ARTINO William Joseph	23:13	2/7	29	2/6	33	0/1	0	0/2	0	2	9	11	2	2			1	2	-26	4	
39	LU Chun Hsiang	7:23	2/4	50	0/1	0	2/3	67	1/1	100		1	1	1		1				8	7	
75	LEE Chi Wei	12:12	1/4	25	0/1	0	1/3	33						2		1		1		1	3	
76	TSENG Wen-Ting	15:53	1/2	50			1/2	50				1	1	1	1	3		1		-2	3	
Team/Coach											2	2	4		2							
Totals			26/73	36	14/38	37	12/35	34	7/9	78	8	25	33	23	11	11	2	16	9	-19	71	
Coach		SANG Mao Sen																				
Assistant Coach		CHEN Kuo Wei																				

	JOR	TPE
Points from Turnovers	16	10
Points in the Paint	42(21/36)58%	24(12/30)40%
Second Chance Points	10	5
Fast Break Points	15	14
Bench Points	10	35

	JOR	TPE
Biggest Lead	30	3
Biggest Scoring Run	12-0(69-44)	8-0(11-14)
Lead Changes		4
Times Tied		4
Time Leading	35:42	1:40

Legend:							
%	Shooting Percentage	(C)	Captain	*	Game Starters	+/-	Plus-Minus
AS	Assists	BS	Blocked Shots	DNP	Did Not Play	DR	Defensive Rebounds
FD	Fouls Drawn	M/A	Made / Attempts	MIN	Minutes Played	No.	Uniform Number
OR	Offensive Rebounds	PF	Fouls	PTS	Points	Qx	Quarter Time
ST	Steals	TO	Turnovers	TOT	Total Rebounds		

Results
比赛成绩

Game 32

JPN 66 vs 85 TPE
(12-28, 13-15, 18-23, 23-19)

Game Duration: 1:34

Crew Chief: ZEIN Wissam (SYR)

Commissioner: KOLEDROYE Abayomi Olushola (NGR)

Umpires: KIM Bohui (KOR); ALSALAM Mohamed Hasan Salman (BRN)

	Q1	Q2	Q3	Q4
JPN	12	13	18	23
TPE	28	15	23	19

JPN - Japan

No.	Name	MIN	Field Goals		2 Points		3 Points		Free Throws		Rebounds			AS	TO	ST	BS	PF	FD	+/-	PTS
			M/A	%	M/A	%	M/A	%	M/A	%	OR	DR	TOT								
0	TERASHIMA Ryo	10:19	3/8	38	3/7	43	0/1	0			3	3	1	1	1			2		-12	6
2	SAITO Takumi (C)	17:31	1/4	25	1/3	33	0/1	0	3/4	75		2	2	2	3	1			2	-7	5
6	AKAHO Raita	24:48	3/8	38	3/5	60	0/3	0	1/2	50	1	2	3		3		1	2	-12	7	
11	KUMAGAI Ko	12:10	2/6	33	1/3	33	1/3	33	2/2	100			1				1	2		7	
12	NISHINO Yo	23:00	1/3	33	0/2	0	1/1	100			2	1	3		3			2	1	-27	3
14	SATO Takuma	22:01	2/4	50	2/3	67	0/1	0	1/2	50	1	2	3	1				1	3	5	5
15	ICHIKAWA Masato	12:52	1/5	20			1/5	20				1	1	1				1		-19	3
25	KAWASHIMA Yuto	27:08	3/6	50	3/4	75	0/2	0	2/4	50		3	3	3	4	1		1	3		8
29	HOSOKAWA Kazuki	19:49	2/11	18	1/2	50	1/9	11			1		1			1		4		-25	5
30	IMAMURA Keita	20:11	7/15	47	6/9	67	1/6	17			1	4	5	1	2	4		1		6	15
44	YONEYAMA Java Eo	10:11	1/1	100	1/1	100					1		1	2	1			1		-4	2
Team/Coach																					
Totals			26/71	37	21/39	54	5/32	16	9/14	64	11	24	35	15	14	11	0	15	13	-19	66
Coach			GAINES Corey Yasuto																		
Assistant Coach			TOMIYAMA Shinii																		

TPE - Chinese Taipei

No.	Name	MIN	Field Goals		2 Points		3 Points		Free Throws		Rebounds			AS	TO	ST	BS	PF	FD	+/-	PTS
			M/A	%	M/A	%	M/A	%	M/A	%	OR	DR	TOT								
0	LIN Ting Chien	34:15	12/17	71	9/11	82	3/6	50	1/1	100		9	9	8	4	2			3	18	28
1	GADIAGA Mohammad Al Bachir	30:10	8/15	53	5/7	71	3/8	38			1	1	2		2	2		2	1	6	19
5	LIU Cheng (C)	26:51	1/6	17	1/4	25	0/2	0	1/2	50	3	7	10	1	3	1		2	2	11	3
10	HSIEH Ya-Hsuan	19:32	1/5	20	1/1	100	0/4	0	1/1	100		3	3					2	15	3	
14	WU Yung-Cheng	7:01	2/3	67	2/2	100	0/1	0				1	1		1			2		-1	4
20	CHOU Po-Hsun	2:04	0/1	0	0/1	0									1					-5	
21	TSENG Hsiang Chun	28:19	2/8	25	2/7	29	0/1	0				2	2	3	2		1	1	1	16	4
26	LEE Te Wei	DNP																			
31	ARTINO William Joseph	28:54	7/10	70	7/10	70			3/7	43	5	5	10	2	3	1		3	5	15	17
39	LU Chun Hsiang	DNP																			
75	LEE Chi Wei	4:25	2/3	67	1/1	100	1/2	50				1	1						1	8	5
76	TSENG Wen-Ting	18:29	1/3	33	1/1	100	0/2	0			2	4	6	7	2			3		12	2
Team/Coach																					
Totals			36/71	51	29/45	64	7/26	27	6/11	55	16	38	54	21	19	6	1	13	15	19	85
Coach			SANG Mao Sen																		
Assistant Coach			CHEN Kuo Wei																		

	JPN	TPE
Points from Turnovers	17	11
Points in the Paint	42(21/37)57%	52(26/38)68%
Second Chance Points	7	11
Fast Break Points	15	22
Bench Points	26	14

	JPN	TPE
Biggest Lead	0	24
Biggest Scoring Run	8-0(38-48)	13-0(41-64)
Lead Changes		1
Times Tied		0
Time Leading	0:00	39:39

Legend:			
%	Shooting Percentage	(C)	Captain
AS	Assists	BS	Blocked Shots
FD	Fouls Drawn	M/A	Made / Attempts
OR	Offensive Rebounds	PF	Fouls
ST	Steals	TO	Turnovers
*	Game Starters	DNP	Did Not Play
MIN	Minutes Played	PTS	Points
TOT	Total Rebounds	+/-	Plus-Minus
		DR	Defensive Rebounds
		No.	Uniform Number
		Qx	Quarter Time

Results
比赛成绩

Game 31

JOR 76 vs 57 KSA
(25-6, 17-21, 23-9, 11-21)

Game Duration: 1:52

Crew Chief: SKAYEM Paul (LBN)

Commissioner: KOLEDYOYE Abayomi Olushola (NGR)

Umpires: CHEON Kamjae (KOR); RAJABIOZODI Mohammad (IRI)

	Q1	Q2	Q3	Q4
JOR	25	17	23	11
KSA	6	21	9	21

JOR - Jordan

No.	Name	MIN	Field Goals		2 Points		3 Points		Free Throws		Rebounds			AS	TO	ST	BS	PF	FD	+/-	PTS
			M/A	%	M/A	%	M/A	%	M/A	%	OR	DR	TOT								
4	QARMASH Fadi	DNP																			
*5	MUSTAFA Fadi (C)	26:41	1/9	11	0/4	0	1/5	20	1/2	50				4	4	2		1	4	22	4
6	ALHENDI Ashraf	8:55	1/3	33	1/1	100	0/2	0			1	1	1	1				2		-9	2
7	ALHAMARSHEH Ahmad	19:33	3/5	60	2/4	50	1/1	100			1	6	7	1	2	2		2	1	-6	7
*9	BZAI Sami	27:54	5/8	63			5/8	63				4	4	4		1		1		28	15
11	ALHAMMOURI Ahmad	2:20	0/1	0			0/1	0				1	1					1			
13	HUSSEIN Mohammad	10:02	0/7	0	0/5	0	0/2	0				2	2	2				2		-17	
21	ABBAAS Hashem	13:59	1/5	20	1/2	50	0/3	0			2	1	3	1	1	1		2	1	-9	2
22	KANAAN Malek	14:48	1/3	33			1/3	33						1	1			2	2	-6	3
*24	JEFFERSON Rondae	23:26	3/6	50	2/5	40	1/1	100	7/9	78	1	1	2	4	1	1	1	1	7	25	14
*32	BOHANNON John	22:20	4/4	100	3/3	100	1/1	100	4/7	57	3	11	14	2	1	1		2	5	31	13
*44	AL DWAIRI Ahmad	29:57	7/13	54	6/12	50	1/1	100	1/2	50	2	4	6	3	3		2	3	4	36	16
Team/Coach											6	2	8		1						
Totals			26/64	41	15/36	42	11/28	39	13/20	65	15	33	48	21	15	8	3	19	24	19	76
Coach			AL-SOUS Wesam																		
Assistant Coach			HADRAB Mohammad									ABUQOURA Abdallah									

KSA - Saudi Arabia

No.	Name	MIN	Field Goals		2 Points		3 Points		Free Throws		Rebounds			AS	TO	ST	BS	PF	FD	+/-	PTS
			M/A	%	M/A	%	M/A	%	M/A	%	OR	DR	TOT								
*4	ALMARWANI Mohammed Hassan A (C)	25:45	1/11	9	1/9	11	0/2	0	2/2	100	3	5	8	1	2			4	2	-18	4
*6	ALMARWANI Mathna Hassan A	20:58	0/5	0	0/3	0	0/2	0	7/10	70	1	2	3	2	3	2		4	5	-8	7
*8	BELAL Fahad Alsalik M	30:48	3/9	33	1/4	25	2/5	40				2	2	3	3	1		3		-12	8
9	SALEH Mohammad Hamza M	0:59																		-1	
*10	ABDELGABAR Khalid Mohammed A	35:37	4/11	36	3/7	43	1/4	25	1/4	25	3	5	8	4	1	1		3	2	-21	10
*12	ALSUWAILEM Mohammed Ibrahim H	32:16	8/15	53	8/14	57	0/1	0	3/4	75	2	8	10	1	4	3		4	5	-23	19
20	SHUBAYLI Ali Ahmed A	16:08	2/5	40	2/3	67	0/2	0	3/5	60	1	1	2	1		1		2	3	-3	7
23	FALLATA Abdulrahman Ismail Z	2:00																1		-1	
35	MOHAMMED Thamer Mahmoud A	5:59	0/1	0	0/1	0						1	1			1				-2	
99	KADI Musab Tariq M	29:25	0/7	0	0/3	0	0/4	0	2/4	50	1	5	6	1	1		1	3	2	-6	2
Team/Coach											10	1	11		3						
Totals			18/64	28	15/44	34	3/20	15	18/29	62	21	30	51	13	17	9	1	24	19	-19	57
Coach			ALSANHANI Ali Ahmed A																		
Assistant Coach			KRIKORIAN Krikor																		

	JOR	KSA
Points from Turnovers	21	7
Points in the Paint	26(13/27)48%	28(14/39)36%
Second Chance Points	13	14
Fast Break Points	12	12
Bench Points	14	9

	JOR	KSA
Biggest Lead	29	0
Biggest Scoring Run	17-0(17-0)	8-0(72-56)
Lead Changes		1
Times Tied		0
Time Leading	38:18	0:00

Legend:							
%	Shooting Percentage	(C)	Captain	*	Game Starters	+/-	Plus-Minus
AS	Assists	BS	Blocked Shots	DNP	Did Not Play	DR	Defensive Rebounds
FD	Fouls Drawn	M/A	Made / Attempts	MIN	Minutes Played	No.	Uniform Number
OR	Offensive Rebounds	PF	Fouls	PTS	Points	Qx	Quarter Time
ST	Steals	TO	Turnovers	TOT	Total Rebounds		

Results

比赛成绩

Game 30

CHN 84 vs 70 KOR
(20-12, 30-17, 16-15, 18-26)

Game Duration: 1:41

Crew Chief: JALADRI Harja (INA)

Commissioner: KOOHIESFAHANI Sanam (IRI)

Umpires: AL SIYABI Issam Nasser Khalfan (OMA); AL KHAMEES Ahmed Hassan R (KSA)

	Q1	Q2	Q3	Q4
CHN	20	30	16	18
KOR	12	17	15	26

CHN - China

No.	Name	MIN	Field Goals		2 Points		3 Points		Free Throws		Rebounds			AS	TO	ST	BS	PF	FD	+/-	PTS
			M/A	%	M/A	%	M/A	%	M/A	%	OR	DR	TOT								
3	HU Mingxuan	18:03	4/5	80	2/2	100	2/3	67				3	3	4				2		6	10
4	ZHAO Jiwei	14:17	2/4	50	1/1	100	1/3	33			1	3	4	7	2			4	2	9	5
6	CHENG Shuaipeng	5:06	2/2	100	2/2	100						1	1	1				1	1	9	4
*10	ZHAO Rui (C)	27:17	3/8	38	3/7	43	0/1	0	2/2	100		5	5	4	6			2	2	1	8
14	FU Hao	0:56																		2	
16	YU Jiahao	DNP																			
*18	DU Runwang	19:03	6/10	60	2/3	67	4/7	57			1	5	6					4	1	10	16
*19	CUI Yongxi	19:00	1/3	33	0/2	0	1/1	100				2	2	1	1			2		-5	3
*21	HU Jinqiu	26:07	7/10	70	7/10	70					4	3	7	1	1	1	1	1	7	14	
*26	ZHU Junlong	23:31	3/5	60	2/3	67	1/2	50	2/3	67	2	2	4	1		1	1	3	2	12	9
31	WANG Zhejin	13:35	3/9	33	3/9	33					2	3	5					1		7	6
77	ZHANG Zhenlin	31:35	4/12	33	4/6	67	0/6	0	1/2	50		3	3	1	2	3	1	3	1	12	9
Team/Coach											1	3	4		1						
Totals			35/68	51	26/45	58	9/23	39	5/7	71	11	33	44	20	14	5	3	23	9	14	84
Coach			DJORDJEVIC Aleksandar (SRB)																		
Assistant Coach			BJEDOV Goran											GUO Shiqiang							

KOR - Republic of Korea

No.	Name	MIN	Field Goals		2 Points		3 Points		Free Throws		Rebounds			AS	TO	ST	BS	PF	FD	+/-	PTS
			M/A	%	M/A	%	M/A	%	M/A	%	OR	DR	TOT								
*0	HA Yungi	17:40	2/4	50	2/4	50			1/1	100		3	3	2	2	1	1	1	3	-4	5
1	LEE Junghyun	2:08																			
*2	HEO Hoon	14:53	0/6	0	0/3	0	0/3	0	2/2	100	1		1	1	3	1			1	-10	2
3	BYEON Junhyeong	17:07	3/5	60	1/1	100	2/4	50				1	1	2	2	2		2	1	3	8
5	KIM Sunhyung	13:22	2/5	40	2/4	50	0/1	0						1				1	1	-13	4
*7	LEE Woosuk	20:55	2/9	22	2/7	29	0/2	0	1/2	50	1	4	5	1	1	2		1	3	-14	5
*11	YANG Hongseok	30:18	4/7	57	1/2	50	3/5	60	2/4	50	2	3	5	1	1			2	3	-1	13
12	MOON Jeonghyeon	1:05							1/3	33									1	-1	1
15	KIM Jongkyu	20:58	2/7	29	2/5	40	0/2	0			1	6	7	1	1		3	2	1	-15	4
*20	RA Guna	26:49	5/12	42	4/9	44	1/3	33	3/4	75	2	5	7	1	1	1		4	-19	14	
23	JEON Seonghyun	16:33	2/7	29	1/2	50	1/5	20	2/2	100					1	3		1	3	-4	7
33	LEE Seounghyun	16:42	3/4	75	3/4	75			1/1	100	1	2	3	1					1	8	7
Team/Coach											4		4		1						
Totals			25/66	38	18/41	44	7/25	28	13/19	68	12	24	36	11	13	10	4	10	22	-14	70
Coach			CHOO Il Seung																		
Assistant Coach			LEE Hunjae																		

	CHN	KOR
Points from Turnovers	14	14
Points in the Paint	50(25/42)60%	26(13/30)43%
Second Chance Points	18	11
Fast Break Points	24	9
Bench Points	34	31

	CHN	KOR
Biggest Lead	24	2
Biggest Scoring Run	14-0(43-19)	6-0(72-55)
Lead Changes	2	
Times Tied	1	
Time Leading	38:49	0:12

Legend:							
%	Shooting Percentage	(C)	Captain	*	Game Starters	+/-	Plus-Minus
AS	Assists	BS	Blocked Shots	DNP	Did Not Play	DR	Defensive Rebounds
FD	Fouls Drawn	M/A	Made / Attempts	MIN	Minutes Played	No.	Uniform Number
OR	Offensive Rebounds	PF	Fouls	PTS	Points	Qx	Quarter Time
ST	Steals	TO	Turnovers	TOT	Total Rebounds		

Results
比赛成绩

Game 29

IRI 83 vs 84 PHI
(22-28, 14-20, 18-23, 29-13)

Game Duration: 1:37

Crew Chief: STEPANENKO Alexey (KAZ)

Commissioner: RI Pyong Hun (PRK)

Umpires: AL-HASHEDI Taha Mohammed Nasser (YEM); ALYUSEF Ahmad Suleiman Abdallah (JOR)

	Q1	Q2	Q3	Q4
IRI	22	14	18	29
PHI	28	20	23	13

IRI - Islamic Rep. of Iran

No.	Name	MIN	Field Goals		2 Points		3 Points		Free Throws		Rebounds			AS	TO	ST	BS	PF	FD	+/-	PTS	
			M/A	%	M/A	%	M/A	%	M/A	%	OR	DR	TOT									
1	SHAHRIAN NASL Mohammad	1:37	0/1	0			0/1	0													-8	
3	VAHEDI Mohammadsina	25:49	9/14	64	5/6	83	4/8	50	2/3	67		1	1	1	3			1	3	6	24	
4	MIRZAEITALARPOSHI Meisam	31:42	6/11	55	6/11	55					2	3	5	2	1	1	3	4	2	7	12	
5	MASHAYEKHI Sajjad	20:48	1/6	17	0/5	0	1/1	100	3/6	50	1	3	4	3	1	3		3	6	-8	6	
7	REZAEIFAR Navid	33:23	6/14	43	4/8	50	2/6	33			1	1	2	7	1					5	14	
10	GIRGOORIAN Piter	9:11	2/6	33			2/6	33	2/2	100	1		1	1	1			4	1	-4	8	
11	GHOLIZADEH TOUSARANI Amir Ali	1:47									1		1		2			1		-4		
14	KAZEMI NAEINI Arsalan (C)	26:08	3/6	50	3/6	50			0/2	0	4	4	8		1	4		2	1	8	6	
17	AGHAJANPOUR Matin	27:25	4/10	40	1/2	50	3/8	38			1	2	3	1		3		2		10	11	
21	TORABI Mohammad	7:39	0/1	0	0/1	0					2		2	1				1		-4		
23	PAZIROFTEH Sajjad	14:31	1/4	25	1/2	50	0/2	0				4	4	2		2				-13	2	
32	ALIAKBARI Hasan	DNP																				
Team/Coach											5	1	6									
Totals			32/73	44	20/41	49	12/32	38	7/13	54	18	19	37	18	11	14	3	18	13	-1	83	
Coach			DEMIR Hakan																			
Assistant Coach			ALI Arezoomandi																			

PHI - Philippines

No.	Name	MIN	Field Goals		2 Points		3 Points		Free Throws		Rebounds			AS	TO	ST	BS	PF	FD	+/-	PTS
			M/A	%	M/A	%	M/A	%	M/A	%	OR	DR	TOT								
3	NEWSOME Chris	17:20	1/2	50	1/1	100	0/1	0				3	3	2		1		2		21	2
6	ALAS Kevin Louie	10:07	0/1	0			0/1	0				2	2	1	3	2		1	1	-10	
9	THOMPSON Earl Scottie	29:53	4/7	57	2/3	67	2/4	50	1/2	50	3	3	6	2	5	1	1	3	2	11	11
10	TOLENTINO Arvin	3:26									1		1					1		1	
12	ROSS Christopher (C)	DNP																			
13	LASSITER Marcio	DNP																			
15	FAJARDO Junemar	25:32	7/9	78	7/9	78			4/4	100	5	3	8	4	2	1		2	3	16	18
17	PEREZ Jaymar	22:53	3/6	50	3/6	50			0/1	0	1	2	3	3	4	1		2		-20	6
18	OFTANA Calvin	36:34	3/12	25	2/5	40	1/7	14	0/2	0		3	3	1	1	1		1	3	7	
25	AGUILAR Japeth	3:21																		-3	
32	BROWNLEE Justin	36:39	12/21	57	7/14	50	5/7	71	7/8	88	2	6	8	4	1	2		2	7	4	36
34	KOUAME Angelo	14:15	2/6	33	2/6	33					4	2	6				2	1		-15	4
Team/Coach											2	4	6								
Totals			32/64	50	24/44	55	8/20	40	12/17	71	18	28	46	17	16	9	3	13	18	1	84
Coach			CONE Earl Timothy																		
Assistant Coach			DEL ROSARIO Richard																		

	IRI	PHI
Points from Turnovers	23	21
Points in the Paint	36(18/34)53%	46(23/40)58%
Second Chance Points	24	12
Fast Break Points	20	7
Bench Points	34	10

	IRI	PHI
Biggest Lead	2	21
Biggest Scoring Run	13-0(67-73)	10-0(36-50)
Lead Changes	8	
Times Tied	1	
Time Leading	1:46	37:51

Legend:			
%	Shooting Percentage	(C)	Captain
AS	Assists	BS	Blocked Shots
FD	Fouls Drawn	M/A	Made / Attempts
OR	Offensive Rebounds	PF	Fouls
ST	Steals	TO	Turnovers
*	Game Starters	DNP	Did Not Play
MIN	Minutes Played	PTS	Points
TOT	Total Rebounds	+/-	Plus-Minus
		DR	Defensive Rebounds
		No.	Uniform Number
		Qx	Quarter Time

Results
比赛成绩

Game 28

KOR 88 vs 73 BRN
(24-20, 31-16, 20-15, 13-22)

Game Duration: 1:52

Crew Chief: YUEN Chun Yip (HKG)

Commissioner: ZENG Hongtao (CHN)

Umpires: STEPANENKO Alexey (KAZ); RAJABIOZOODI Mohammad (IRI)

	Q1	Q2	Q3	Q4
KOR	24	31	20	13
BRN	20	16	15	22

KOR - Republic of Korea

No.	Name	MIN	Field Goals		2 Points		3 Points		Free Throws		Rebounds			AS	TO	ST	BS	PF	FD	+/-	PTS
			M/A	%	M/A	%	M/A	%	M/A	%	OR	DR	TOT								
0	HA Yungi	28:04	7/11	64	7/10	70	0/1	0	2/4	50	1	1	2		3	1	1	3	4	-1	16
1	LEE Junghyun	13:15	1/5	20	0/1	0	1/4	25	1/3	33	1		1	2	1	2		2	1	-21	4
2	HEO Hoon	8:29	0/1	0			0/1	0	1/2	50				1		2			1	9	1
3	BYEON Junhyeong	17:02	3/5	60	2/3	67	1/2	50					3	2	4		3	3	13	7	
5	KIM Sunhyung (C)	12:02	2/4	50	2/3	67	0/1	0	2/2	100		2	2	5	1	2		2		13	6
7	LEE Woosuk	18:53	4/6	67	4/5	80	0/1	0				2	2	5	3	2		3		15	8
11	YANG Hongseok	32:32	4/9	44	1/2	50	3/7	43	1/1	100	2	7	9	3	2				1	14	12
12	MOON Jeonghyeon	10:02	1/3	33	1/1	100	0/2	0					2				1			-6	2
15	KIM Jongkyu	27:20	4/9	44	3/6	50	1/3	33	3/5	60	2	4	6	1			1	1	4	16	12
20	RA Guna	10:00	4/5	80	4/4	100	0/1	0	2/2	100	2	1	3	1		1		1	1	15	10
23	JEON Seonghyen	7:45	2/6	33	0/2	0	2/4	50			1		1	1				1		8	6
23	LEE Seounghyun	14:36	1/3	33	0/1	0	1/2	50	1/2	50	2	3	5		1			4	2		4
Team/Coach											3	2	5		1						
Totals			33/67	49	24/38	63	9/29	31	13/21	62	14	22	36	24	14	14	2	21	17	15	88
Coach		CHOO Il Seung																			
Assistant Coach		LEE Huniae																			

BRN - Bahrain

No.	Name	MIN	Field Goals		2 Points		3 Points		Free Throws		Rebounds			AS	TO	ST	BS	PF	FD	+/-	PTS
			M/A	%	M/A	%	M/A	%	M/A	%	OR	DR	TOT								
1	BUALLAY Mohamed Yaqoob Yusuf	19:44	1/2	50	1/1	100	0/1	0				2	2		1	1		1		-11	2
2	CHISM Devon Dwayne Lamont (C)	34:58	7/15	47	7/13	54	0/2	0	6/8	75	3	12	15		2	1		3	4	-9	20
6	RASHED Ali Husain Ali Ahmed	12:11	1/2	50	1/1	100	0/1	0	3/3	100								1	2	-19	5
7	ALMOATHIN Maltham Jameel A. Mahdi	26:30	6/15	40	5/7	71	1/8	13	2/2	100	1	4	5	6	5	2		3	4		15
8	KADHEM Sayed Mohamed Hameed	7:17	1/2	50	1/1	100	0/1	0												5	2
11	RASHED Mustafa Husain Ali Ahmed	7:48	1/5	20	1/2	50	0/3	0						1	2			1	1	-13	2
15	MELAD Ali Aqeel Isa Abdulrasool	24:52	1/3	33			1/3	33			1		1	3	3	1		1	5	-9	3
17	ALHADDAD Ali Jaber Hasan Jasim	25:01	0/4	0	0/1	0	0/3	0	1/2	50	2	1	3	1		1	1	3	1	8	1
23	HAMODA Mohammed Ameer Mohammed	15:00	2/3	67	1/2	50	1/1	100			2	1	3	1	2		1	1		-26	5
24	HAMODA Muzamil Ameer Mohammed	DNP																			
34	HASAN Ali Hasan Shukralla	10:25	2/2	100	2/2	100						1	1	1	1	2		2	3	-4	4
99	ALHASSAN Alwathq Ali Sidahmed	16:14	7/9	78	7/8	88	0/1	0	0/1	0	3	1	4		4			2	1	3	14
Team/Coach											1	4	5		1						
Totals			29/62	47	26/38	68	3/24	13	12/16	75	13	26	39	13	23	8	2	18	21	-15	73
Coach		CASA GURT Ricard																			
Assistant Coach		MARZOUGUI Racem																			

	KOR	BRN
Points from Turnovers	25	24
Points in the Paint	44(22/33)67%	50(25/34)74%
Second Chance Points	12	19
Fast Break Points	19	14
Bench Points	34	43

	KOR	BRN
Biggest Lead	29	3
Biggest Scoring Run	15-0(39-20)	7-0(45-34)
Lead Changes	6	
Times Tied	0	
Time Leading	36:45	2:54

Legend:					
%	Shooting Percentage	(C)	Captain	*	Game Starters
AS	Assists	BS	Blocked Shots	DNP	Did Not Play
FD	Fouls Drawn	M/A	Made / Attempts	MIN	Minutes Played
OR	Offensive Rebounds	PF	Fouls	PTS	Points
ST	Steals	TO	Turnovers	TOT	Total Rebounds
				+/-	Plus-Minus
				DR	Defensive Rebounds
				No.	Uniform Number
				Qx	Quarter Time

Results
比赛成绩

Game 27

PHI 80 vs 41 QAT
(33-14, 24-9, 16-7, 7-11)

Game Duration: 1:39

Crew Chief: ZEIN Wissam (SYR)

Commissioner: KOOHIESFAHANI Sanam (IRI)

Umpires: HU Jing (CHN); AL-HASHEDI Taha Mohammed Nasser (YEM)

	Q1	Q2	Q3	Q4
PHI	33	24	16	7
QAT	14	9	7	11

PHI - Philippines

No.	Name	MIN	Field Goals		2 Points		3 Points		Free Throws		Rebounds			AS	TO	ST	BS	PF	FD	+/-	PTS
			M/A	%	M/A	%	M/A	%	M/A	%	OR	DR	TOT								
*3	NEWSOME Chris	18:52	1/2	50	1/2	50					4	4	6	4	2			3	1	26	2
6	ALAS Kevin Louie	16:17	3/6	50	3/5	60	0/1	0	2/2	100	1	2	3	2		1	2	2	2	17	8
*9	THOMPSON Earl Scottie	13:50	1/2	50	1/1	100	0/1	0	1/2	50	1	2	3	3	1	1	1	1	1	23	3
10	TOLENTINO Arvin	19:05	2/8	25	0/1	0	2/7	29				3	3	1	2	2	2	2	3	6	
12	ROSS Christopher (C)	16:07	0/2	0	0/1	0	0/1	0				5	5		2	1		1	2		
13	LASSITER Marcio	14:44	0/6	0	0/2	0	0/4	0					1				2		6		
*15	FAJARDO Junemar	16:50	5/5	100	5/5	100			2/2	100		3	3			1	1		1	24	12
17	PEREZ Jaymar	15:42	5/8	63	3/6	50	2/2	100				4	4	3	3	3	1	2	1	15	12
*18	OFTANA Calvin	15:23	4/6	67	1/2	50	3/4	75				2	2	1	2	2		1	23	11	
25	AGUILAR Japeth	16:56	3/6	50	3/6	50			3/4	75		3	3		1	1	4		2	14	9
*32	BROWNLEE Justin	8:43	4/5	80	4/5	80			1/1	100		5	5	1					2	19	9
34	KOUAME Angelo	27:31	4/7	57	4/6	67	0/1	0			6	4	10	3	5	1	3	2	2	25	8
Team/Coach											2	3	5		1						
Totals			32/63	51	25/42	60	7/21	33	9/11	82	10	40	50	21	22	14	13	16	14	39	80
Coach		CONE Earl Timothy																			
Assistant Coach		DEL ROSARIO Richard																			

QAT - Qatar

No.	Name	MIN	Field Goals		2 Points		3 Points		Free Throws		Rebounds			AS	TO	ST	BS	PF	FD	+/-	PTS
			M/A	%	M/A	%	M/A	%	M/A	%	OR	DR	TOT								
2	TALLA Gueye	7:10	0/1	0	0/1	0						2	2	1	3		1	1		-14	
3	DARWISH Mahmoud	9:19	0/1	0			0/1	0	1/2	50									1	1	1
*5	NDOYE Elhadji	16:32	2/8	25	1/7	14	1/1	100	2/2	100				1	2			4	2	-8	7
*6	MUSLIC Nedim	31:26	3/13	23	1/5	20	2/8	25	4/6	67	1	6	7	2	2	3		2	2	-33	12
*10	MOUSA Abdullah	23:31	2/7	29	1/4	25	1/3	33						2	1				1	-26	5
11	HAJAR Ghassan	14:10	0/1	0			0/1	0				2	2		2						
12	HARACIC Meho	15:17	1/6	17	0/1	0	1/5	20				1	1	2		1		2		-19	3
*23	DIENG Babakar	17:19	0/5	0	0/2	0	0/3	0	2/2	100				1	3	3		1	2	-34	2
24	NDAO Mohamed	24:09	2/7	29	2/3	67	0/4	0	1/2	50	2	6	8	1	3	1		2	4	-4	5
25	ABDELBASET Khaled	10:15	0/4	0	0/2	0	0/2	0	0/2	0				1	2				1	-18	
*44	ADVIC Faris (C)	28:11	1/6	17	1/6	17					1	4	5	2	2	3		2	2	-40	2
55	LASHIN Moustafa	2:41	2/2	100	2/2	100													1		4
Team/Coach											8	2	10								
Totals			13/61	21	8/33	24	5/28	18	10/16	63	12	23	35	13	20	11	1	14	16	-39	41
Coach		ATHANASIOS Skourtopoulos																			
Assistant Coach		STAVROS Mvkoniatas																			

	PHI	QAT
Points from Turnovers	18	10
Points in the Paint	36(18/29)62%	12(6/26)23%
Second Chance Points	11	7
Fast Break Points	8	8
Bench Points	43	13

	PHI	QAT
Biggest Lead	43	0
Biggest Scoring Run	15-0(29-8)	7-0(73-37)
Lead Changes		1
Times Tied		1
Time Leading	39:26	0:00

Legend:							
%	Shooting Percentage	(C)	Captain	*	Game Starters	+/-	Plus-Minus
AS	Assists	BS	Blocked Shots	DNP	Did Not Play	DR	Defensive Rebounds
FD	Fouls Drawn	M/A	Made / Attempts	MIN	Minutes Played	No.	Uniform Number
OR	Offensive Rebounds	PF	Fouls	PTS	Points	Qx	Quarter Time
ST	Steals	TO	Turnovers	TOT	Total Rebounds		

Results
比赛成绩

Game 26

TPE 83 vs 62 KAZ
(20-11, 24-15, 22-18, 17-18)

Game Duration: 1:31

Crew Chief: SKAYEM Paul (LBN)

Commissioner: RI Pyong Hun (PRK)

Umpires: CHEON Kamjae (KOR); AL-SUWAIDI Bandar Jassim M J (QAT)

	Q1	Q2	Q3	Q4
TPE	20	24	22	17
KAZ	11	15	18	18

TPE - Chinese Taipei

No.	Name	MIN	Field Goals		2 Points		3 Points		Free Throws		Rebounds			AS	TO	ST	BS	PF	FD	+/-	PTS
			M/A	%	M/A	%	M/A	%	M/A	%	OR	DR	TOT								
*0	LIN Ting Chien	29:56	9/11	82	8/9	89	1/2	50			1	1	8	2	3				2	25	19
*1	GADIAGA Mohammad Al Bachir	25:50	6/11	55	4/7	57	2/4	50	4/4	100	2	6	8	2			1	1	2	25	18
*5	LIU Cheng (C)	22:25	4/8	50	2/4	50	2/4	50	2/3	67	1	4	5	1	1	1		1	5	24	12
10	HSIEH Ya-Hsuan	9:39	2/3	67	1/1	100	1/2	50	0/1	0		1	1	1			1		1	-6	5
14	WU Yung-Cheng	9:56	0/1	0			0/1	0						3	1			1		-4	
20	CHOU Po-Hsun	7:15										3	3		1			1	1	-4	
*21	TSENG Hsiang Chun	27:09	3/6	50	3/6	50			0/2	0	1	1	2	1	1			3	2	24	6
26	LEE Te Wei	14:14	1/4	25	0/1	0	1/3	33	1/2	50		4	4	1	1		1	1	1	-4	4
*31	ARTINO William Joseph	20:19	2/7	29	2/6	33	0/1	0	4/9	44	6	5	11	4	2	1	1	3	6	23	8
39	LU Chun Hsiang	13:10	2/8	25	1/4	25	1/4	25				2	2		1	1				-2	5
75	LEE Chi Wei	8:40	2/4	50	0/1	0	2/3	67												1	6
76	TSENG Wen-Ting	10:46	0/2	0	0/1	0	0/1	0			1	5	6	3	1		1	2	1	3	
Team/Coach											7	3	10		1						
Totals			31/65	48	21/40	53	10/25	40	11/21	52	18	35	53	24	12	6	5	13	21	21	83
Coach			SANG Mao Sen																		
Assistant Coach			CHEN Kuo Wei																		

KAZ - Kazakhstan

No.	Name	MIN	Field Goals		2 Points		3 Points		Free Throws		Rebounds			AS	TO	ST	BS	PF	FD	+/-	PTS
			M/A	%	M/A	%	M/A	%	M/A	%	OR	DR	TOT								
*5	KUANOV Shaim (C)	25:07	2/10	20	1/6	17	1/4	25			1		1	4	1			1	1	-12	5
*7	NEFF Konstantin	9:33	0/2	0	0/1	0	0/1	0	2/2	100		1	1		1			2	2	-6	2
8	IVANOV Vladimir	17:30	3/4	75	3/3	100	0/1	0			1	5	6				3	2	-4	6	
9	CHSHERBAK Vadim	19:55	2/7	29	1/2	50	1/5	20				1	1	1	1			3	1	-7	5
10	MURZAGALIYEV Rustam	26:19	2/9	22	1/2	50	1/7	14	1/1	100		2	2	7	2	1			1	-11	6
11	BYKOV Anton	7:35	2/5	40	2/5	40			2/2	100	2	1	3		1			1	2	-1	6
*21	MARCHUK Roman	9:51	1/1	100			1/1	100				1	1		1			1	1	-12	3
23	PAN Robert	28:36	8/16	50	3/8	38	5/8	63	2/3	67		7	7	4			1	3	3	-11	23
*24	GAVRILOV Dmitriy	13:06	2/8	25	2/8	25					2	1	3				1	2		-13	4
33	SAKHIPOV Stanislav	10:16	0/2	0	0/2	0						1	1	1	1			3		-3	
*35	MARAT Adilkhan	17:58	0/2	0			0/2	0			1	1	2	1	1					-13	
47	AITKALI Ruslan	13:34	1/2	50	1/1	100	0/1	0				1	1	1	1			2		-12	2
Team/Coach											2	3	5		1						
Totals			23/68	34	14/38	37	9/30	30	7/8	88	9	25	34	19	11	1	2	21	13	-21	62
Coach			LYSSYAK Alexandr																		
Assistant Coach			TYUTYUNIK Alexandr																		

	TPE	KAZ
Points from Turnovers	13	7
Points in the Paint	40(20/34)59%	20(10/25)40%
Second Chance Points	13	4
Fast Break Points	13	3
Bench Points	20	48

	TPE	KAZ
Biggest Lead	30	0
Biggest Scoring Run	8-0(74-44)	8-0(74-52)
Lead Changes		1
Times Tied		0
Time Leading	38:56	0:00

Legend:							
%	Shooting Percentage	(C)	Captain	*	Game Starters	+/-	Plus-Minus
AS	Assists	BS	Blocked Shots	DNP	Did Not Play	DR	Defensive Rebounds
FD	Fouls Drawn	M/A	Made / Attempts	MIN	Minutes Played	No.	Uniform Number
OR	Offensive Rebounds	PF	Fouls	PTS	Points	Qx	Quarter Time
ST	Steals	TO	Turnovers	TOT	Total Rebounds		

Results

比赛成绩

Game 25

KSA 95 vs 72 HKG
(32-17, 16-11, 29-15, 18-29)

Game Duration: 1:37

Crew Chief: JALADRI Harja (INA)

Commissioner: KOOHIESFAHANI Sanam (IRI)

Umpires: ALYOUSEF Ahmad Suleiman Abdallah (JOR); CELESTE John Lester (PHI)

	Q1	Q2	Q3	Q4
KSA	32	16	29	18
HKG	17	11	15	29

KSA - Saudi Arabia

No.	Name	MIN	Field Goals		2 Points		3 Points		Free Throws		Rebounds			AS	TO	ST	BS	PF	FD	+/-	PTS
			M/A	%	M/A	%	M/A	%	M/A	%	OR	DR	TOT								
*4	ALMARWANI Mohammed Hassan A (C)	11:22	3/5	60	3/4	75	0/1	0						1					1	8	6
5	ALMUWALLAD Marzouq Ghazi M	DNP																			
*6	ALMARWANI Mathna Hassan A	23:20	7/9	78	1/2	50	6/7	86			4	4	3	2	1		1	1	1	23	20
*8	BELAL Fahad Alsalik M	25:30	2/9	22	2/3	67	0/6	0		1	4	5	6	1	2		1	1	1	14	4
9	SALEH Mohammad Hamza M	25:23	2/8	25	1/3	33	1/5	20		2	3	5	2	3	1		2		-2	5	
*10	ABDELGABAR Khalid Mohammed A	16:57	6/9	67	2/3	67	4/6	67		1	3	4	6		2		1		27	16	
*12	ALSUWAILEM Mohammed Ibrahim H	14:37	8/11	73	8/10	80	0/1	0	5/5	100	4	3	7	1	1	1		3	28	21	
15	ABOJALAS Nassir Abdulmalloob M	DNP																			
20	SHUBAYLI Ali Ahmed A	DNP																			
23	FALLATA Abdulrahman Ismail Z	26:41	2/8	25	1/3	33	1/5	20	0/2	0	3	3	6	4	1	1	1		4	3	5
35	MOHAMMED Thamer Mahmoud A	29:31	4/11	36	4/10	40	0/1	0	3/6	50	1	4	5		3	1	1	1	4	13	11
99	KADI Musab Tariq M	26:39	3/7	43	2/3	67	1/4	25			2	4	6	3	1		1	3	2	1	7
Team/Coach											3	5	8		1						
Totals			37/77	48	24/41	59	13/36	36	8/13	62	17	33	50	26	13	9	2	9	16	23	95
Coach			ALSANHANI Ali Ahmed A																		
Assistant Coach			KRIKORIAN Krikor																		

HKG - Hong Kong, China

No.	Name	MIN	Field Goals		2 Points		3 Points		Free Throws		Rebounds			AS	TO	ST	BS	PF	FD	+/-	PTS
			M/A	%	M/A	%	M/A	%	M/A	%	OR	DR	TOT								
6	LEUNG Shiu Wah	10:26										3	3	3				2	1	-4	
*7	LEE Ki	20:24	3/7	43	0/1	0	3/6	50				2	2		1			4		-9	9
8	CHAN Siu Wing	15:40	0/2	0			0/2	0			1	2	3	4	1	1		1		8	
*10	YANG Ricky	20:27	2/4	50	1/3	33	1/1	100						8	3	2				-31	5
13	POK Yuet Yeung	DNP																			
14	TANG Chi Hang	9:57								1		1	3		1					-1	
*16	XU Adam	24:22	3/12	25	3/11	27	0/1	0	1/2	50	1	4	5	1	4	2	1	2	2	-25	7
23	LEUNG Ka Hin Marco	15:29	5/12	42			5/12	42							1					9	15
24	XU Oliver	14:46	2/6	33	2/5	40	0/1	0			2	2	2				1		-9	4	
*27	TSAI Choi Kwan	27:48	6/10	60	4/6	67	2/4	50	1/2	50	1	1	1	1	2		3	1	-28	15	
*33	REID Duncan Overbeck (C)	22:12	3/8	38	3/5	60	0/3	0	0/1	0	1	4	5	1	3		2	1	-29	6	
35	YIP Yiu Pong	18:29	3/7	43	3/7	43			5/6	83	4	7	11	2	1	1	3	2	4	4	11
Team/Coach											3	1	4								
Totals			27/68	40	16/38	42	11/30	37	7/11	64	11	26	37	25	16	7	4	17	9	-23	72
Coach			CHIU Wing Leung																		
Assistant Coach			WONG Chi Ming																		

	KSA	HKG
Points from Turnovers	15	14
Points in the Paint	46(23/38)61%	30(15/27)56%
Second Chance Points	15	12
Fast Break Points	22	25
Bench Points	28	30

	KSA	HKG
Biggest Lead	35	0
Biggest Scoring Run	13-0(32-13)	11-0(77-54)
Lead Changes		1
Times Tied		0
Time Leading	39:17	0:00

Legend:							
%	Shooting Percentage	(C)	Captain	*	Game Starters	+/-	Plus-Minus
AS	Assists	BS	Blocked Shots	DNP	Did Not Play	DR	Defensive Rebounds
FD	Fouls Drawn	M/A	Made / Attempts	MIN	Minutes Played	No.	Uniform Number
OR	Offensive Rebounds	PF	Fouls	PTS	Points	Qx	Quarter Time
ST	Steals	TO	Turnovers	TOT	Total Rebounds		

Results
比赛成绩

Game 20

KSA 74 vs 67 UAE
(20-26, 26-16, 14-20, 14-5)

Game Duration: 1:34

Crew Chief: MUONGMEE Preeda (THA)

Commissioner: ZENG Hongtao (CHN)

Umpires: ALYOUSEF Ahmad Suleiman Abdallah (JOR); TEE Yong Sern (MAS)

	Q1	Q2	Q3	Q4
KSA	20	26	14	14
UAE	26	16	20	5

KSA - Saudi Arabia

No.	Name	MIN	Field Goals		2 Points		3 Points		Free Throws		Rebounds			AS	TO	ST	BS	PF	FD	+/-	PTS
			M/A	%	M/A	%	M/A	%	M/A	%	OR	DR	TOT								
4	ALMARWANI Mohammed Hassan A (C)	35:31	9/12	75	8/11	73	1/1	100	2/3	67	3	7	10	1	2		2	3	3	11	21
5	ALMUWALLAD Marzouq Ghazi M	DNP																			
6	ALMARWANI Mathna Hassan A	18:03	5/7	71	5/5	100	0/2	0	3/4	75		3	3	3		1		1	3	-9	13
8	BELAL Fahad Alsalik M	36:16	2/12	17	1/3	33	1/9	11				3	3	3	1			2	1	8	5
9	SALEH Mohammad Hamza M	DNP																			
10	ABDELGABAR Khalid Mohammed A	39:04	3/11	27	2/6	33	1/5	20			1	6	7	3						5	7
12	ALSUWAILAM Mohammed Ibrahim H	36:16	10/16	63	10/14	71	0/2	0	2/4	50	8	4	12	6	1	2	2	4	3	4	22
15	ABOJALAS Nassir Abdulmalloob M	DNP																			
20	SHUBAYLI Ali Ahmed A	DNP																			
23	FALLATA Abdulrahman Ismail Z	3:58	0/1	0			0/1	0											1	3	
35	MOHAMMED Thamer Mahmoud A	1:22															1			2	
99	KADI Musab Tariq M	29:30	3/10	30	3/7	43	0/3	0			1	2	3	3	3	1		1	1	11	6
Team/Coach											2	2	4								
Totals			32/69	46	29/46	63	3/23	13	7/11	64	15	27	42	19	7	4	5	11	12	7	74
Coach			ALSANHANI Ali Ahmed A																		
Assistant Coach			KRIKORIAN Krikor																		

UAE - Utd Arab Emirates

No.	Name	MIN	Field Goals		2 Points		3 Points		Free Throws		Rebounds			AS	TO	ST	BS	PF	FD	+/-	PTS
			M/A	%	M/A	%	M/A	%	M/A	%	OR	DR	TOT								
0	MOHAMMED Rashed Ayman Ahamad	22:56	2/2	100			2/2	100	1/2	50		3	3	3		1			2	2	7
3	ALBREIKI Hamid	30:34	1/7	14	0/2	0	1/5	20			1	5	6	4		1	1	2	2	-9	3
6	ALNUAIMI Rashed Salem Essa Othman	7:58										2	2	1				2		3	
8	MOHAMMAD Faisal	12:25	2/5	40	1/2	50	1/3	33				2	2	2	2					-4	5
10	ALAMERI Omar Khalid Faqqas Omar	23:52	5/12	42	0/1	0	5/11	45			2	1	3					2		15	
11	ALZAABI Rashed Naser Saeed Albada	33:39	7/11	64	7/9	78	0/2	0	2/2	100		7	7	5	4	1		2	3	-6	16
15	ALMAAZMI Jasim Mohamed Jabir Ahmed (C)	24:58	2/5	40	1/3	33	1/2	50	1/2	50		2	2	1				1	2	-8	6
20	AHMAD Khalid Khalifa Abdulla Kh	DNP																			
23	ALSHABEBI Qais Omar Ahmed	36:50	7/18	39	7/14	50	0/4	0	1/1	100	2	2	4	1	6	1		3	1	-9	15
24	ALSAWAN Mahmoud Waseem Mahmoud Mo	5:37										1	1	1						-2	
34	ALSHABEBI Hazaea	DNP																			
77	AHMAD Abdulazaiz	1:11																		-2	
Team/Coach											2		2		1						
Totals			26/60	43	16/31	52	10/29	34	5/7	71	7	25	32	16	13	4	1	12	10	-7	67
Coach			BEN SLIMANE Mounir																		
Assistant Coach			JASSIM Abdulredha Yousuf Alblooshi																		

	KSA	UAE
Points from Turnovers	18	2
Points in the Paint	54(27/40)68%	22(11/20)55%
Second Chance Points	23	7
Fast Break Points	10	3
Bench Points	6	23

	KSA	UAE
Biggest Lead	8	8
Biggest Scoring Run	10-0(35-33)	7-0(46-47)
Lead Changes	8	
Times Tied	5	
Time Leading	14:34	22:17

Legend:

%	Shooting Percentage	(C)	Captain	*	Game Starters	+/-	Plus-Minus
AS	Assists	BS	Blocked Shots	DNP	Did Not Play	DR	Defensive Rebounds
FD	Fouls Drawn	M/A	Made / Attempts	MIN	Minutes Played	No.	Uniform Number
OR	Offensive Rebounds	PF	Fouls	PTS	Points	Qx	Quarter Time
ST	Steals	TO	Turnovers	TOT	Total Rebounds		

Results

比赛成绩

Game 19

IRI 86 vs 60 KAZ
(20-16, 15-9, 30-19, 21-16)

Game Duration: 1:40

Crew Chief: ZEIN Wissam (SYR)

Commissioner: KOLEDROYE Abayomi Olushola (NGR)

Umpires: SUTARYO Haryanto (INA); DARAGHMA Anan A. H. (PLE)

	Q1	Q2	Q3	Q4
IRI	20	15	30	21
KAZ	16	9	19	16

IRI - Islamic Rep. of Iran

No.	Name	MIN	Field Goals		2 Points		3 Points		Free Throws		Rebounds			AS	TO	ST	BS	PF	FD	+/-	PTS
			M/A	%	M/A	%	M/A	%	M/A	%	OR	DR	TOT								
1	SHAHRIAN NASL Mohammad	9:22	0/2	0	0/1	0	0/1	0	2/2	100		1	1					1	1	2	2
3	VAHEDI Mohammad	25:06	4/10	40	3/9	33	1/1	100	2/3	67		3	3	4	2	3		1	2	25	11
*4	MIRZAEITALARPOSHI Meisam	22:32	3/7	43	3/7	43			7/8	88	4	4	8	1	1	1		2	4	17	13
*5	MASHAYEKHI Sajjad	21:22	3/7	43	2/5	40	1/2	50	4/6	67		3	3	2		2		1	8	15	11
*7	REZAEIFAR Navid	20:58	6/10	60	3/5	60	3/5	60	2/3	67		1	1	3	1	2		2	3	15	17
10	GIRGOORIAN Piter	16:07	2/3	67	2/2	100	0/1	0				2	2		2	1		1	1	16	4
11	GHOZIZADEH TOUSARANI Amir Ali	8:35	1/5	20	0/1	0	1/4	25				1	1		1	2				-4	3
*14	KAZEMI NAEINI Arsalan (C)	21:29	2/5	40	2/5	40					2	6	8	1				1		14	4
*17	AGHAJANPOUR Matin	17:36	2/7	29	2/5	40	0/2	0	2/2	100	2	2	4	1	2	1		2	2	9	6
21	TORABI Mohammad	DNP																			
23	PAZIROFTEH Sajjad	18:13	3/6	50	2/2	100	1/4	25	4/4	100	1	4	5	2	1	4		2	2	12	11
32	ALIAKBARI Hasan	17:10	2/3	67	2/3	67					1	1	2		1	1	4	2	1	9	4
Team/Coach											5	2	7		2			1			
Totals			28/65	43	21/45	47	7/20	35	23/28	82	15	30	45	14	13	17	4	16	24	26	86
Coach		DEMIR Hakan																			
Assistant Coach		ALI Arezoomandi																			

KAZ - Kazakhstan

No.	Name	MIN	Field Goals		2 Points		3 Points		Free Throws		Rebounds			AS	TO	ST	BS	PF	FD	+/-	PTS
			M/A	%	M/A	%	M/A	%	M/A	%	OR	DR	TOT								
5	KUANOV Shaim	24:47	0/4	0	0/1	0	0/3	0	5/6	83				6	3			4	2	-16	5
7	NEFF Konstantin	9:27	2/2	100	1/1	100	1/1	100				1	1	1	3				1	-6	5
8	IVANOV Vladimir	14:39	2/4	50	2/2	100	0/2	0	1/2	50	1	3	4	2	1		1	2	1	-12	5
9	CHSHERBAK Vadim	20:51	5/10	50	3/3	100	2/7	29	1/2	50		1	1	1		1		2	1	-17	13
*10	MURZAGALIYEV Rustam (C)	16:02	1/7	14			1/7	14				5	5	1	4	1		2		-6	3
11	BYKOV Anton	11:43	2/5	40	2/4	50	0/1	0	5/6	83	3	1	4		4			3	3	-1	9
21	MARCHUK Roman	19:04	2/3	67	1/1	100	1/2	50			1	2	3		2			3		-7	5
*23	PAN Robert	20:14	2/5	40	2/3	67	0/2	0			2	6	8	2	1			2	2	-22	4
*24	GAVRILOV Dmitriy	13:20	0/2	0	0/2	0						2	2	1		1		4	2	-13	
*33	SAKHIPOV Stanislav	17:17	0/7	0	0/3	0	0/4	0				1	1		3	2		1		-15	
*35	MARAT Adilkhan	16:24	3/6	50	1/1	100	2/5	40			1	1	2	2	1			2		-2	8
47	AITKALI Ruslan	14:42	1/4	25			1/4	25			1	1	2	1	1	1			2	-13	3
Team/Coach											3	2	5		1						
Totals			20/59	34	12/21	57	8/38	21	12/16	75	12	26	38	17	24	6	1	25	14	-26	60
Coach		LYSSYAK Alexandr																			
Assistant Coach		TYUTYUNIK Alexandr																			

	IRI	KAZ
Points from Turnovers	25	16
Points in the Paint	40(20/38)53%	20(10/15)67%
Second Chance Points	12	4
Fast Break Points	10	14
Bench Points	35	45

	IRI	KAZ
Biggest Lead	29	0
Biggest Scoring Run	7-0(18-6)	9-0(20-16)
Lead Changes		1
Times Tied		0
Time Leading	38:58	0:00

Legend:							
%	Shooting Percentage	(C)	Captain	*	Game Starters	+/-	Plus-Minus
AS	Assists	BS	Blocked Shots	DNP	Did Not Play	DR	Defensive Rebounds
FD	Fouls Drawn	M/A	Made / Attempts	MIN	Minutes Played	No.	Uniform Number
OR	Offensive Rebounds	PF	Fouls	PTS	Points	Qx	Quarter Time
ST	Steals	TO	Turnovers	TOT	Total Rebounds		

Results
比赛成绩

Game 14

UAE 49 vs 59 KAZ
(14-16, 14-14, 15-14, 6-15)

Game Duration: 1:43

Crew Chief: JALADRI Harja (INA)

Commissioner: KOOHIESFAHANI Sanam (IRI)

Umpires: KIM Bohui (KOR); CELESTE John Lester (PHI)

	Q1	Q2	Q3	Q4
UAE	14	14	15	6
KAZ	16	14	14	15

UAE - Utd Arab Emirates

No.	Name	MIN	Field Goals		2 Points		3 Points		Free Throws		Rebounds			AS	TO	ST	BS	PF	FD	+/-	PTS
			M/A	%	M/A	%	M/A	%	M/A	%	OR	DR	TOT								
0	MOHAMMED Rashed Ayman Ahamad	DNP																			
3	ALBREIKI Hamid	30:09	5/14	36	5/11	45	0/3	0	3/4	75	2	5	7	2	5	2	1		5	-6	13
*6	ALNUAIMI Rashed Salem Essa Othman	15:08	0/1	0	0/1	0					1	1	1	1	1			3	2	-11	4
8	MOHAMMAD Faisal	15:27	2/5	40	2/4	50	0/1	0			1	2	3			1		1	1	-3	4
*10	ALAMERI Omar Khalid Faqqas Omar	32:26	2/11	18	1/5	20	1/6	17	1/1	100	3	6	9	2	1	2	1	1	1	-7	6
*11	ALZAABI Rashed Naser Saeed Albada	26:40	2/11	18	2/8	25	0/3	0			3		3		1	1		4		-3	4
*15	ALMAAZMI Jasim Mohamed Jabir Ahmed (C)	31:17	1/3	33	1/2	50	0/1	0	2/2	100		5	5		2	1			3	-8	4
20	AHMAD Khalid Khalifa Abdulla Kh	DNP																			
*23	ALSHABEBI Qais Omar Ahmed	32:24	7/22	32	7/18	39	0/4	0			3	1	4			1	1	4		-7	14
24	ALSAWAN Mahmoud Waseem Mahmoud Mo	16:29	1/4	25	1/4	25			2/4	50	1	1	2	1			1	1	2	-5	4
34	ALSHABEBI Hazaea	DNP																			
77	AHMAD Abdulazaiz	DNP																			
Team/Coach											4	1	5		1						
Totals			20/71	28	19/53	36	1/18	6	8/11	73	17	22	39	6	11	9	4	14	13	-10	49
Coach		BEN SLIMANE Mounir																			
Assistant Coach		JASSIM Abdulredha Yousuf Alblooshi																			

KAZ - Kazakhstan

No.	Name	MIN	Field Goals		2 Points		3 Points		Free Throws		Rebounds			AS	TO	ST	BS	PF	FD	+/-	PTS
			M/A	%	M/A	%	M/A	%	M/A	%	OR	DR	TOT								
*5	KUANOV Shaim (C)	25:18	3/10	30	2/5	40	1/5	20				3	3	8	6	3		3	1	4	7
7	NEFF Konstantin	3:53	0/2	0	0/1	0	0/1	0													2
8	IVANOV Vladimir	1:56	1/1	100	1/1	100					1		1						1	-3	2
9	CHSHERBAK Vadim	2:34	0/1	0			0/1	0													
*10	MURZAGALIYEV Rustam	28:18	1/5	20	0/1	0	1/4	25				4	4		4				1	9	3
11	BYKOV Anton	15:36	3/10	30	3/8	38	0/2	0	1/2	50	5	5	10	1	4		2	2	2	9	7
*21	MARCHUK Roman	21:07	6/7	86	4/4	100	2/3	67				3	3		1		1	1	2	1	14
*23	PAN Robert	25:43	2/9	22	2/4	50	0/5	0	3/4	75	3	7	10	3		2			3	8	7
24	GAVRILOV Dmitriy	15:45	1/2	50	1/2	50					1	3	4		2	1	2		4	1	2
33	SAKHIPOV Stanislav	22:06	5/8	63	5/5	100	0/3	0				2	2		1					10	10
*35	MARAT Adilkhan	24:48	3/7	43	2/4	50	1/3	33			1	3	4	1	1	1		4		8	7
47	AITKALI Ruslan	12:56	0/2	0			0/2	0				3	3	2		1		3		1	
Team/Coach											7	3	10					1			
Totals			25/64	39	20/35	57	5/29	17	4/6	67	18	36	54	15	19	8	5	14	14	10	59
Coach		LYSSYAK Alexandr																			
Assistant Coach		TYUTYUNIK Alexandr																			

	UAE	KAZ
Points from Turnovers	10	6
Points in the Paint	38(19/45)42%	36(18/32)56%
Second Chance Points	11	15
Fast Break Points	6	14
Bench Points	21	21

	UAE	KAZ
Biggest Lead	2	10
Biggest Scoring Run	4-0(8-9)	7-0(2-7)
Lead Changes		2
Times Tied		4
Time Leading	0:30	36:00

Legend:							
%	Shooting Percentage	(C)	Captain	*	Game Starters	+/-	Plus-Minus
AS	Assists	BS	Blocked Shots	DNP	Did Not Play	DR	Defensive Rebounds
FD	Fouls Drawn	M/A	Made / Attempts	MIN	Minutes Played	No.	Uniform Number
OR	Offensive Rebounds	PF	Fouls	PTS	Points	Qx	Quarter Time
ST	Steals	TO	Turnovers	TOT	Total Rebounds		

Results
比赛成绩

Game 13

KSA 66 vs 81 IRI
(11-21, 17-17, 10-23, 28-20)

Game Duration: 1:48

Crew Chief: MUONGMEE Preeda (THA)

Commissioner: KOLEDROYE Abayomi Olushola (NGR)

Umpires: CHEON Kamjae (KOR); SUTARYO Haryanto (INA)

	Q1	Q2	Q3	Q4
KSA	11	17	10	28
IRI	21	17	23	20

KSA - Saudi Arabia

No.	Name	MIN	Field Goals		2 Points		3 Points		Free Throws		Rebounds			AS	TO	ST	BS	PF	FD	+/-	PTS
			M/A	%	M/A	%	M/A	%	M/A	%	OR	DR	TOT								
*4	ALMARWANI Mohammed Hassan A (C)	24:50	6/8	75	5/6	83	1/2	50			1	1			1		3	2		-13	13
*5	ALMUWALLAD Marzouq Ghazi M	27:20	1/10	10	0/5	0	1/5	20	4/4	100	1	3	4	5	3			1	5	2	7
*6	ALMARWANI Mathna Hassan A	24:29	1/4	25	1/3	33	0/1	0	2/6	33		2	2	2	6	1		4	4	-15	4
*8	BELAL Fahad Alsalik M	31:58	3/7	43	0/1	0	3/6	50				1	1	2	1	1		1	2	-10	9
9	SALEH Mohammad Hamza M	DNP																			
10	ABDELGABAR Khalid Mohammed A	31:02	6/14	43	3/4	75	3/10	30				5	5	5	2	3		2		-12	15
*12	ALSUWAILEM Mohammed Ibrahim H	35:04	2/5	40	2/4	50	0/1	0	1/2	50	4	7	11	2	3		3	5	5	-8	5
15	ABOJALAS Nassir Abdulmalloob M	DNP																			
20	SHUBAYLI Ali Ahmed A	DNP																			
23	FALLATA Abdulrahman Ismail Z	6:29	0/2	0			0/2	0				2	2		1						-6
35	MOHAMMED Thamer Mahmoud A	4:43	0/1	0	0/1	0					1		1						1	5	
99	KADI Musab Tariq M	13:25	4/8	50	1/4	25	3/4	75	2/4	50		2	2		1	2		3	2	-18	13
Team/Coach											5	1	6		2						
Totals			23/59	39	12/28	43	11/31	35	9/16	56	12	23	35	16	20	7	6	18	19	-15	66
Coach		ALSANHANI Ali Ahmed A																			
Assistant Coach		KRIKORIAN Krikor																			

IRI - Islamic Rep. of Iran

No.	Name	MIN	Field Goals		2 Points		3 Points		Free Throws		Rebounds			AS	TO	ST	BS	PF	FD	+/-	PTS
			M/A	%	M/A	%	M/A	%	M/A	%	OR	DR	TOT								
1	SHAHRIAN NASL Mohammad	7:15	1/3	33	1/3	33									1	2			1	-2	2
3	VAHEDI Mohammadsina	25:20	7/11	64	6/9	67	1/2	50			1	2	3	3	2	1		1		1	15
*4	MIRZAEITALARPOSHI Meisam	27:07	6/8	75	6/8	75			5/8	63	4	5	9	2	3	1		3	7	28	17
*5	MASHAYEKHI Sajjad	26:14	1/4	25	1/3	33	0/1	0	1/2	50	1	4	5	3	2	2		3	1	10	3
*7	REZAEIFAR Navid	29:29	6/13	46	5/7	71	1/6	17	2/3	67		3	3	5	1			2	1	19	15
10	GIRGOORIAN Piter	9:22	0/2	0			0/2	0				1	1	1	2	1			1	3	
11	GHOULIZADEH TOUSARANI Amir Ali	4:12	0/1	0			0/1	0				1	1	1			1	1		2	
*14	KAZEMI NAEINI Arsalan (C)	23:34	3/4	75	3/4	75			1/2	50	2	4	6	6		2		1	3	1	7
*17	AGHAJANPOUR Matin	17:44	3/8	38	1/3	33	2/5	40						3	2	2		2	1	12	8
21	TORABI Mohammad	6:21	0/2	0	0/2	0					1	2	3	1	2			5	1	-4	
23	PAZIROFTEH Sajjad	16:18	3/7	43	1/2	50	2/5	40	2/2	100		1	1			1	1	1	1	14	10
32	ALIAKBARI Hasan	6:24	2/2	100	2/2	100					2		2							-9	4
Team/Coach											4	5	9								
Totals			32/65	49	26/43	60	6/22	27	11/17	65	15	28	43	24	15	12	2	19	17	15	81
Coach		DEMIR Hakan																			
Assistant Coach		GOKTUG Dilbazer																			

	KSA	IRI
Points from Turnovers	16	18
Points in the Paint	24(12/25)48%	42(21/35)60%
Second Chance Points	7	20
Fast Break Points	10	18
Bench Points	28	31

	KSA	IRI
Biggest Lead	1	27
Biggest Scoring Run	11-0(52-63)	15-0(28-42)
Lead Changes		5
Times Tied		1
Time Leading	1:26	37:49

Legend:			
%	Shooting Percentage	(C)	Captain
AS	Assists	BS	Blocked Shots
FD	Fouls Drawn	M/A	Made / Attempts
OR	Offensive Rebounds	PF	Fouls
ST	Steals	TO	Turnovers
*	Game Starters	DNP	Did Not Play
MIN	Minutes Played	PTS	Points
TOT	Total Rebounds	+/-	Plus-Minus
		DR	Defensive Rebounds
		No.	Uniform Number
		Qx	Quarter Time

Results
比赛成绩

Game 2

KAZ 62 vs 86 KSA
(13-20, 15-21, 17-25, 17-20)

Game Duration: 1:56

Crew Chief: JALADRI Harja (INA)

Commissioner: RI Pyong Hun (PRK)

Umpires: KIM Bohui (KOR); HUANG Yun Hsuan (TPE)

	Q1	Q2	Q3	Q4
KAZ	13	15	17	17
KSA	20	21	25	20

KAZ - Kazakhstan

No.	Name	MIN	Field Goals		2 Points		3 Points		Free Throws		Rebounds			AS	TO	ST	BS	PF	FD	+/-	PTS
			M/A	%	M/A	%	M/A	%	M/A	%	OR	DR	TOT								
*5	KUANOV Shaim (C)	29:27	3/12	25	2/7	29	1/5	20				2	2	6	6	1		4	1	-5	7
7	NEFF Konstantin	7:45	3/4	75			3/4	75				1					1	1	1	-1	9
*8	IVANOV Vladimir	20:14	2/3	67	1/1	100	1/2	50	2/2	100		2	2	5				3	1	-1	7
9	CHSHERBAK Vadim	12:35	0/1	0			0/1	0											1	-19	
*10	MURZAGALIYEV Rustam	35:52	3/9	33	0/1	0	3/8	38	1/3	33		3	3	5	2	1		1	5	-9	10
11	BYKOV Anton	13:30	2/7	29	2/6	33	0/1	0	2/4	50	1	1	2	1		2		2	2	-10	6
21	MARCHUK Roman	4:22												2	1			1		-4	
*23	PAN Robert	29:44	3/10	30	0/2	0	3/8	38			1	1		1	2	1	1	2	1	-16	9
24	GAVRILOV Dmitriy	12:08	1/2	50	1/2	50			1/4	25	2	1	3	1	1			1	3	-15	3
33	SAKHIPOV Stanislav	7:27	1/2	50	0/1	0	1/1	100						2				2		-17	3
35	MARAT Adilkhan	7:26												1	1					-10	
*47	AITKALI Ruslan	19:30	3/7	43	1/4	25	2/3	67			1	1	1	1	1			4		-13	8
Team/Coach											4	2	6		2						
Totals			21/57	37	7/24	29	14/33	42	6/13	46	8	13	21	19	18	8	2	21	15	-24	62
Coach		LYSSYAK Alexandr																			
Assistant Coach		TYUTYUNIK Alexandr																			

KSA - Saudi Arabia

No.	Name	MIN	Field Goals		2 Points		3 Points		Free Throws		Rebounds			AS	TO	ST	BS	PF	FD	+/-	PTS
			M/A	%	M/A	%	M/A	%	M/A	%	OR	DR	TOT								
*4	ALMARWANI Mohammed Hassan A (C)	22:44	5/8	63	5/6	83	0/2	0			2	4	6	1	2	2		2		-5	10
*5	ALMURWALLAD Marzouq Ghazi M	26:37	4/8	50	2/5	40	2/3	67	8/8	100	2	4	6	2	4	1		2	6	13	18
*6	ALMARWANI Mathna Hassan A	27:10	3/6	50	2/3	67	1/3	33	0/2	0	1	4	5	1	4	2		2	2	11	7
*8	BELAL Fahad Alsalik M	32:33	2/5	40	0/1	0	2/4	50	2/2	100				2	2	2		1	3	17	8
9	SALEH Mohammad Hamza M	1:22										1	1							4	
10	ABDELGABAR Khalid Mohammed A	29:02	4/7	57	4/6	67	0/1	0	6/8	75	1	3	4	6	4	3			4	23	14
*12	ALSUWAILEM Mohammed Ibrahim H	15:38	8/11	73	8/11	73	1/1	100	3/4	75	4	6	10	1	5	1	3	5	5	20	17
15	ABOJALAS Nassir Abdulmatloob M	DNP																			
20	SHUBAYLI Ali Ahmed A	1:04																		4	
23	FALLATA Abdulrahman Ismail Z	2:43												1						5	
35	MOHAMMED Thamer Mahmoud A	4:53									2	2						1		4	
99	KADI Musab Tariq M	20:07	4/8	50	3/6	50	1/2	50				2	2	1	1	2		3		20	9
Team/Coach											3	6	9								
Totals			30/53	57	24/38	63	6/15	40	20/26	77	13	32	45	13	23	12	2	15	21	24	86
Coach		ALSANHANI Ali Ahmed A																			
Assistant Coach		KRIKORIAN Krikor																			

	KAZ	KSA
Points from Turnovers	22	27
Points in the Paint	10(5/14)36%	44(22/33)67%
Second Chance Points	4	16
Fast Break Points	0	12
Bench Points	21	23

	KAZ	KSA
Biggest Lead	4	24
Biggest Scoring Run	9-0(54-68)	11-0(13-20)
Lead Changes		6
Times Tied		3
Time Leading	5:19	31:44

Legend:			
%	Shooting Percentage	(C)	Captain
AS	Assists	BS	Blocked Shots
FD	Fouls Drawn	M/A	Made / Attempts
OR	Offensive Rebounds	PF	Fouls
ST	Steals	TO	Turnovers
*	Game Starters	DNP	Did Not Play
MIN	Minutes Played	PTS	Points
TOT	Total Rebounds	+/-	Plus-Minus
		DR	Defensive Rebounds
		No.	Uniform Number
		Qx	Quarter Time

Results

比赛成绩

Game 1

IRI 81 vs 57 UAE
(23-24, 18-20, 22-9, 18-4)

Game Duration: 1:51

Crew Chief: YUEN Chun Yip (HKG)

Commissioner: ZENG Hongtao (CHN)

Umpires: MUONGMEE Preeda (THA); CELESTE John Lester (PHI)

	Q1	Q2	Q3	Q4
IRI	23	18	22	18
UAE	24	20	9	4

IRI - Islamic Rep. of Iran

No.	Name	MIN	Field Goals		2 Points		3 Points		Free Throws		Rebounds			AS	TO	ST	BS	PF	FD	+/-	PTS
			M/A	%	M/A	%	M/A	%	M/A	%	OR	DR	TOT								
1	SHAHRIAN NASL Mohammad	3:57															1				5
3	VAHEDI Mohammadsina	15:52	1/4	25	1/3	33	0/1	0	4/6	67		2	2	3	2	1		4	4	19	6
*4	MIRZAEITALARPOSHI Meisam	18:51	4/8	50	4/8	50			0/2	0	8	3	11	3	2	2		4	3	22	8
*5	MASHAYEKHI Sajjad	23:47	2/12	17	2/8	25	0/4	0	1/2	50	1	3	4	1	3	1		1	1	16	5
*7	REZAEIFAR Navid	26:11	7/12	58	3/6	50	4/6	67	1/2	50		2	2	4	1	2	1	1	2	11	19
10	GIRGOORIAN Piter	18:48	4/10	40	3/4	75	1/6	17	2/5	40				1	2	1		1	4	5	11
11	GHOLIZADEH TOUSARANI Amir Ali	6:26	0/2	0			0/2	0				1	1					2			-2
*14	KAZEMI NAEINI Arsalan (C)	22:24	4/4	100	4/4	100			1/3	33	1	4	5		1	1		1	3	14	9
*17	AGHAJANPOUR Matin	27:05	2/8	25	0/2	0	2/6	33	2/2	100	2	6	8	3	1	1		2	1	20	8
21	TORABI Mohammad	12:00	1/1	100	1/1	100			1/2	50	2	4	6		3	2		1	3	3	3
23	PAZIROFTEH Sajjad	15:30	3/7	43	1/3	33	2/4	50	2/2	100		4	4			2			1	10	10
32	ALIAKBARI Hasan	9:09	1/3	33	1/3	33					2	3	5	1	1			1		-1	2
Team/Coach											8	3	11								
Totals			29/71	41	20/42	48	9/29	31	14/26	54	24	35	59	16	17	13	2	18	22	24	81
Coach			DEMIR Hakan																		

UAE - Utd Arab Emirates

No.	Name	MIN	Field Goals		2 Points		3 Points		Free Throws		Rebounds			AS	TO	ST	BS	PF	FD	+/-	PTS
			M/A	%	M/A	%	M/A	%	M/A	%	OR	DR	TOT								
0	MOHAMMED Rashed Ayman Ahamad	13:59										1	1	3		1		3		6	
3	ALBREIKI Hamid	33:25	8/17	47	6/14	43	2/3	67	1/5	20	1	3	4	2	3	1		2	4	-14	19
6	ALNUAIMI Rashed Salem Essa Othman	2:15																2		-2	
8	MOHAMMAD Faisal	20:14	0/1	0			0/1	0				3	3		1				1	-18	
*10	ALAMERI Omar Khalid Faqqas Omar	22:36	0/6	0	0/2	0	0/4	0				1	1	2	5	1		3		-18	
*11	ALZAABI Rashed Naser Saeed Albada	29:35	4/8	50	2/4	50	2/4	50	2/4	50	2	2	4	3	3	3		4	6	-16	12
*15	ALMAAZMI Jasim Mohamed Jabir Ahmed (C)	24:27	1/4	25	0/2	0	1/2	50				8	8	1	1			2		-16	3
20	AHMAD Khalid Khalifa Abdulla Kh	6:56	0/1	0	0/1	0									1			2	1	-6	
*23	ALSHABEBI Qais Omar Ahmed	34:29	8/18	44	4/7	57	4/11	36	3/6	50		9	9	1	4	2		3	5	-18	23
*24	ALSAWAN Mahmood Waseem Mahmood Mo	12:04									1		1		1			1	1	-18	
34	ALSHABEBI Hazaea	DNP																			
77	AHMAD Abdulazaiz	DNP																			
Team/Coach											4	2	6		2						
Totals			21/55	38	12/30	40	9/25	36	6/15	40	8	29	37	12	21	8	0	22	18	-24	57
Coach			BEN SLIMANE Mounir																		

	IRI	UAE
Points from Turnovers	19	8
Points in the Paint	38(19/32)59%	18(9/23)39%
Second Chance Points	15	2
Fast Break Points	18	15
Bench Points	32	19

	IRI	UAE
Biggest Lead	24	6
Biggest Scoring Run	13-0(61-51)	9-0(16-18)
Lead Changes		8
Times Tied		4
Time Leading	20:58	16:35

Legend:

%	Shooting Percentage	(C)	Captain	*	Game Starters	+/-	Plus-Minus
AS	Assists	BS	Blocked Shots	DNP	Did Not Play	DR	Defensive Rebounds
FD	Fouls Drawn	M/A	Made / Attempts	MIN	Minutes Played	No.	Uniform Number
OR	Offensive Rebounds	PF	Fouls	PTS	Points	Qx	Quarter Time
ST	Steals	TO	Turnovers	TOT	Total Rebounds		

Results
比赛成绩

Game 24

TPE 78 vs 75 MGL
(22-19, 21-25, 19-20, 16-11)

Game Duration: 1:42

Crew Chief: ALSALAM Mohamed Hasan Salman (BRN)

Commissioner: RI Pyong Hun (PRK)

Umpires: KIM Bohui (KOR); AL-SUWAIDI Bandar Jassim M J (QAT)

	Q1	Q2	Q3	Q4
TPE	22	21	19	16
MGL	19	25	20	11

TPE - Chinese Taipei

No.	Name	MIN	Field Goals		2 Points		3 Points		Free Throws		Rebounds			AS	TO	ST	BS	PF	FD	+/-	PTS
			M/A	%	M/A	%	M/A	%	M/A	%	OR	DR	TOT								
*0	LIN Ting Chien	34:26	2/12	17	0/6	0	2/6	33	2/4	50		2	2	2	3	2		4	3	-8	8
1	GADIAGA Mohammad Al Bachir	28:40	6/13	46	5/7	71	1/6	17	5/5	100	2	4	6	3	1	4	2	1	3	2	18
*5	LIU Cheng (C)	26:49	3/10	30	2/7	29	1/3	33	2/2	100	2	6	8	2	3	1		3	3	-3	9
10	HSIEH Ya-Hsuan	5:55	2/4	50	1/1	100	1/3	33				1	1	2						-2	5
14	WU Yung-Cheng	9:55	1/1	100	1/1	100						2	2	1	1			2		15	2
20	CHOU Po-Hsun	17:26	1/2	50	1/2	50					1	4	5	1	1				1	7	2
*21	TSENG Hsiang Chun	11:20	1/2	50	1/2	50			3/4	75	1	3	4	1		2	1	2	4	5	5
26	LEE Te Wei	1:49													1					-12	
*31	ARTINO William Joseph	31:47	12/16	75	12/16	75			3/9	33	4	4	8	1	3		2	2	5	-7	27
*39	LU Chun Hsiang	8:44					0/1	0	2/2	100				3	1					6	
75	LEE Chi Wei	6:19	0/1	0			0/1	0	2/2	100								1	2	-1	2
76	TSENG Wen-Ting	16:50	0/2	0	0/2	0					1	2	3	6						14	
Team/Coach											8	3	11		1						
Totals			28/63	44	23/44	52	5/19	26	17/26	65	19	31	50	22	15	7	6	14	19	3	78
Coach		SANG Mao Sen																			
Assistant Coach		CHEN Kuo Wei																			

MGL - Mongolia

No.	Name	MIN	Field Goals		2 Points		3 Points		Free Throws		Rebounds			AS	TO	ST	BS	PF	FD	+/-	PTS
			M/A	%	M/A	%	M/A	%	M/A	%	OR	DR	TOT								
*2	GANTSOLMON Bolor-Erdene	35:20	5/11	45	2/5	40	3/6	50			1	1	2	11	4	2		2	1	-1	13
*3	AMARBAYASGALAN Enkhbayasgalan (C)	32:47	6/17	35	3/9	33	3/8	38	1/1	100	3		3	1	1		1	1	2	-13	16
*4	TUMENBAYAR Uuganbayar	25:19	3/11	27	3/10	30	0/1	0	2/2	100	2	4	6	2	2	1		3	2	5	8
*5	SANDAGDORJ Binderiya	14:44	0/2	0	0/1	0	0/1	0				2	2					3		-1	
7	BATAA Tului	DNP																			
9	ODGEREL Tulga	13:06	2/6	33	1/1	100	1/5	20							1			3	3	-4	5
*10	KHISHIGBAATAR Orgil	26:47	4/10	40	3/8	38	1/2	50			3	4	7	2				3	2	-1	9
12	ENKHBAATAR Munkhbayar	10:08	1/2	50			1/2	50							1					6	3
25	DAVAADORJ Dulguunmurun	17:42	3/5	60	3/5	60						9	9	1	1			2	2	-2	6
35	GANTULGA Tselmeg	DNP																			
44	GANTSOLMON Gan-Erdene	10:54	2/5	40	1/3	33	1/2	50	1/1	100	1	1	2			1		1	2	-2	6
77	ALTANGEREL Azbayar	13:13	4/8	50	3/6	50	1/2	50			3	2	5					1		-2	9
Team/Coach											1	1	2								
Totals			30/77	39	19/48	40	11/29	38	4/4	100	14	24	38	17	12	4	1	19	14	-3	75
Coach		BATJARGAL Gankhulug																			
Assistant Coach		BATTUVSHIN Tamjid										TSERENDGVA Azbayar									

	TPE	MGL
Points from Turnovers	15	16
Points in the Paint	42(21/38)55%	30(15/37)41%
Second Chance Points	6	2
Fast Break Points	15	6
Bench Points	29	29

	TPE	MGL
Biggest Lead	7	9
Biggest Scoring Run	9-0(25-19)	12-0(27-36)
Lead Changes	17	
Times Tied	5	
Time Leading	23:50	15:12

Legend:							
%	Shooting Percentage	(C)	Captain	*	Game Starters	+/-	Plus-Minus
AS	Assists	BS	Blocked Shots	DNP	Did Not Play	DR	Defensive Rebounds
FD	Fouls Drawn	M/A	Made / Attempts	MIN	Minutes Played	No.	Uniform Number
OR	Offensive Rebounds	PF	Fouls	PTS	Points	Qx	Quarter Time
ST	Steals	TO	Turnovers	TOT	Total Rebounds		

Results

比赛成绩

Game 23

CHN 95 vs 50 HKG
(22-10, 23-2, 23-21, 27-17)

Game Duration: 1:30

Crew Chief: JALADRI Harja (INA)

Commissioner: KOOHIESFAHANI Sanam (IRI)

Umpires: CHEON Kamjae (KOR); CELESTE John Lester (PHI)

	Q1	Q2	Q3	Q4
CHN	22	23	23	27
HKG	10	2	21	17

CHN - China

No.	Name	MIN	Field Goals		2 Points		3 Points		Free Throws		Rebounds			AS	TO	ST	BS	PF	FD	+/-	PTS	
			M/A	%	M/A	%	M/A	%	M/A	%	OR	DR	TOT									
3	HU Mingxuan	17:18	3/7	43	2/3	67	1/4	25			2	2	4	5				1	1	30	7	
4	ZHAO Jiwei	13:33	5/7	71	1/1	100	4/6	67	2/2	100		1	1	2	4				1	6	16	
6	CHENG Shuaipeng	26:32	3/6	50	1/1	100	2/5	40	1/2	50		1	1	2	1	2		3	3	24	9	
*10	ZHAO Rui (C)	16:27	1/5	20	1/1	100	0/4	0			1	3	4	6	1	2		1		29	2	
14	FU Hao	14:21	2/6	33	1/3	33	1/3	33				2	2	2				3		4	5	
16	YU Jiahao	19:52	6/6	100	6/6	100					1	8	9	4	1	1			1	31	12	
*18	DU Runwang	18:25	1/4	25			1/4	25			1	4	5	4	1			1		29	3	
*19	CUI Yongxi	21:01	3/7	43	2/3	67	1/4	25				6	6		1		1	2		14	7	
*21	HU Jinqiu	9:32	5/6	83	5/6	83						2	2	1						13	10	
*26	ZHU Junlong	18:04	0/4	0	0/2	0	0/2	0	1/2	50	1	2	3	1	1	3		2	3	23	1	
31	WANG Zhejin	10:28	2/2	100	2/2	100			4/6	67	2	3	5	1				1	5	1	8	
77	ZHANG Zhenlin	13:47	5/6	83	1/1	100	4/5	80	1/2	50		3	3	3	1		1		1	21	15	
Team/Coach											7											
Totals			36/66	55	22/29	76	14/37	38	9/14	64	15	38	53	31	11	8	2	14	15	45	95	
Coach			DJORDJEVIC Aleksandar (SRB)																			
Assistant Coach			BJEDOV Goran										GUO Shiqiang									

HKG - Hong Kong, China

No.	Name	MIN	Field Goals		2 Points		3 Points		Free Throws		Rebounds			AS	TO	ST	BS	PF	FD	+/-	PTS	
			M/A	%	M/A	%	M/A	%	M/A	%	OR	DR	TOT									
6	LEUNG Shiu Wah	11:37	0/4	0	0/2	0	0/2	0				3	3			1					-21	
*7	LEE Ki	12:26	3/7	43			3/7	43				1	1	1	2				1	-11	9	
8	CHAN Siu Wing	6:57	0/1	0			0/1	0							1					-10		
10	YANG Ricky	17:21	1/6	17	1/3	33	0/3	0	1/2	50		3	3	2	2	1		2	3	-30	3	
*13	POK Yuet Yeung	21:46	3/5	60	3/5	60						2	2	1	1			1		-35	6	
14	TANG Chi Hang	13:44												2	1			3		-24		
*16	XU Adam	25:44	3/6	50	2/4	50	1/2	50	0/2	0		5	5	2	1			3	4	-23	7	
23	LEUNG Ka Hin Marco	18:10	2/9	22	0/3	0	2/6	33	3/3	100	1	1	2		2			1	1	-17	9	
*24	XU Oliver	17:16	3/3	100	3/3	100			1/1	100				3	2			2	1	-7	7	
27	TSAI Choi Kwan	12:20	1/5	20	0/2	0	1/3	33										1		-15	3	
*33	REID Duncan Overbeck (C)	27:04	2/9	22	2/6	33	0/3	0				3	3	2		1		1		-21	4	
35	YIP Yiu Pong	14:55	1/4	25	1/4	25			0/2	0	2		2	1	2	1		1	4	-11	2	
Team/Coach											3											
Totals			19/59	32	12/32	38	7/27	26	5/10	50	6	20	26	14	13	5	0	15	14	-45	50	
Coach			CHIU Wing Leung																			
Assistant Coach			WONG Chi Ming																			

	CHN	HKG
Points from Turnovers	22	5
Points in the Paint	40(20/26)77%	18(9/22)41%
Second Chance Points	16	2
Fast Break Points	7	7
Bench Points	72	17

	CHN	HKG
Biggest Lead	45	0
Biggest Scoring Run	23-0(56-12)	7-0(74-43)
Lead Changes		1
Times Tied		0
Time Leading	39:42	0:00

Legend:							
%	Shooting Percentage	(C)	Captain	*	Game Starters	+/-	Plus-Minus
AS	Assists	BS	Blocked Shots	DNP	Did Not Play	DR	Defensive Rebounds
FD	Fouls Drawn	M/A	Made / Attempts	MIN	Minutes Played	No.	Uniform Number
OR	Offensive Rebounds	PF	Fouls	PTS	Points	Qx	Quarter Time
ST	Steals	TO	Turnovers	TOT	Total Rebounds		

Results

比赛成绩

Game 16

MGL 64 vs 69 HKG
(20-17, 10-20, 18-17, 16-15)

Game Duration: 1:49

Crew Chief: ALSALAM Mohamed Hasan Salman (BRN)

Commissioner: KOOHIESFAHANI Sanam (IRI)

Umpires: ALYOUSEF Ahmad Suleiman Abdallah (JOR); AL-SUWAIDI Bandar Jassim M J (QAT)

	Q1	Q2	Q3	Q4
MGL	20	10	18	16
HKG	17	20	17	15

MGL - Mongolia

No.	Name	MIN	Field Goals		2 Points		3 Points		Free Throws		Rebounds			AS	TO	ST	BS	PF	FD	+/-	PTS
			M/A	%	M/A	%	M/A	%	M/A	%	OR	DR	TOT								
*2	GANTSOLMON Bolor-Erdene	31:02	10/16	63	8/12	67	2/4	50						2	3	1		2	1	1	22
*3	AMARBAYASGALAN Enkhbayasgalan (C)	32:31	4/13	31	3/9	33	1/4	25			4	3	7	2	1			2	1	-5	9
*4	TUMENBAYAR Uuganbayar	29:08	5/14	36	5/10	50	0/4	0	4/7	57	5	3	8	2	1	1		3	6	3	14
5	SANDAGDORJ BINDERIYA	DNP																			
7	BATAA Tului	6:21							2/3	67		2	2		1					-7	2
9	ODGEREL Tulga	12:45	1/4	25	0/3	0	1/1	100	1/4	25	1		1			2		2	3	-4	4
*10	KHISHIGBAATAR Orgil	30:46	4/7	57	4/7	57			1/2	50		6	6		1	1		3	1	1	9
12	ENKHAATAR Munkhbayar	8:06	1/3	33	1/2	50	0/1	0										1		-1	2
*25	DAVAADORJ Dulguunmurun	17:21	1/4	25	1/4	25						2	2	1	3	2		1		-6	2
35	GANTULGA Tselmeg	DNP																			
44	GANTSOLMON Gan-Erdene	22:46	0/8	0	0/2	0	0/6	0			2	2	4	5				1	2	-1	
77	ALTANGEREL Azbayar	9:14	0/2	0	0/2	0					1	2	3				1	3	1	-6	
Team/Coach											9	1	10		1						
Totals			26/71	37	22/51	43	4/20	20	8/16	50	22	21	43	12	11	7	1	17	16	-5	64
Coach		BATJARGAL Gankhulug																			
Assistant Coach		BATTUVSHIN Tamjid																			
		TSERENDGVA Azbayar																			

HKG - Hong Kong, China

No.	Name	MIN	Field Goals		2 Points		3 Points		Free Throws		Rebounds			AS	TO	ST	BS	PF	FD	+/-	PTS
			M/A	%	M/A	%	M/A	%	M/A	%	OR	DR	TOT								
*6	LEUNG Shiu Wah	27:51	3/9	33	1/5	20	2/4	50	1/2	50	1	3	4	3	2			1	3	19	9
*7	LEE Ki	24:23	4/9	44	1/1	100	3/8	38	8/8	100	1	3	4	3	2	1		3	5	16	19
*8	CHAN Siu Wing	24:52	0/4	0	0/3	0	0/1	0			2	1	3	5	2	1		2	2	-11	
10	YANG Ricky	15:08	3/4	75	3/3	100	0/1	0	0/2	0		2	2	4	3	2	1	3	2	16	6
13	POK Yuet Yeung	15:07	2/4	50	2/4	50			3/4	75		4	4		2		1	2	2	7	7
14	TANG Chi Hang	3:03	0/1	0	0/1	0						1	1					1			
16	XU Adam	6:48	2/2	100	2/2	100												1		-1	4
23	LEUNG Ka Hin Marco	10:06	1/2	50	0/1	0	1/1	100				1	1	2	1					-10	3
24	XU Oliver	14:09	1/3	33	1/2	50	0/1	0			1	1	2	3	2	1		2		-10	2
*27	TSAI Choi Kwan	25:40	2/4	50	1/1	100	1/3	33			1	1	2		1	1		1		7	5
*33	REID Duncan Overbeck (C)	29:57	5/10	50	4/9	44	1/1	100	3/4	75	2	11	13		1		1	3	2	14	
35	YIP Yiu Pong	2:56																		-8	
Team/Coach											4	2	6		3						
Totals			23/52	44	15/32	47	8/20	40	15/20	75	12	30	42	20	21	6	3	16	17	5	69
Coach		CHIU Wing Leung																			
Assistant Coach		WONG Chi Ming																			

	MGL	HKG
Points from Turnovers	18	10
Points in the Paint	26(13/28)46%	28(14/27)52%
Second Chance Points	11	6
Fast Break Points	9	24
Bench Points	8	22

	MGL	HKG
Biggest Lead	5	10
Biggest Scoring Run	10-0(22-17)	9-0(26-35)
Lead Changes		3
Times Tied		5
Time Leading	4:09	32:02

Legend:			
%	Shooting Percentage	(C)	Captain
AS	Assists	BS	Blocked Shots
FD	Fouls Drawn	M/A	Made / Attempts
OR	Offensive Rebounds	PF	Fouls
ST	Steals	TO	Turnovers
*	Game Starters	DNP	Did Not Play
MIN	Minutes Played	PTS	Points
TOT	Total Rebounds	+/-	Plus-Minus
		DR	Defensive Rebounds
		No.	Uniform Number
		Qx	Quarter Time

Results

比赛成绩

Game 15

TPE 69 vs 89 CHN
(12-23, 15-19, 26-28, 16-19)

Game Duration:

Crew Chief: ZEIN Wissam (SYR)

Commissioner: KOLEDROYE Abayomi Olushola (NGR)

Umpires: AL SIYABI Issam Nasser Khalfan (OMA); DARAGHMA Anan A. H. (PLE)

	Q1	Q2	Q3	Q4
TPE	12	15	26	16
CHN	23	19	28	19

TPE - Chinese Taipei

No.	Name	MIN	Field Goals		2 Points		3 Points		Free Throws		Rebounds			AS	TO	ST	BS	PF	FD	+/-	PTS
			M/A	%	M/A	%	M/A	%	M/A	%	OR	DR	TOT								
*0	LIN Ting Chien	32:31	3/9	33	1/2	50	2/7	29	1/2	50	1	3	4	7	2			1	2	-18	9
1	GADIAGA Mohammad Al Bachir	22:58	7/15	47	5/11	45	2/4	50			2	3	5	1	4	1		2		2	16
*5	LIU Cheng (C)	30:37	2/12	17	1/6	17	1/6	17	4/4	100	3	3	6	1	2	1		2	4	-18	9
10	HSIEH Ya-Hsuan	4:42	0/1	0			0/1	0				1	1							-1	
14	WU Yung-Cheng	5:38	0/2	0	0/1	0	0/1	0			1	1	2							-2	
20	CHOU Po-Hsun	1:56																			
21	TSENG Hsiang Chun	24:38	0/4	0	0/3	0	0/1	0	1/2	50	1	3	4					2	1	-23	1
26	LEE Te Wei	3:08																		1	
*31	ARTINO William Joseph	30:22	8/16	50	7/14	50	1/2	50	4/6	67	7	4	11	2	1			2	8	-17	21
*39	LU Chun Hsiang	15:19	2/8	25	0/4	0	2/4	50			1	1	2		1	1		2		-13	6
75	LEE Chi Wei	8:15	1/3	33	1/1	100	0/2	0								2		2		-10	2
*76	TSENG Wen-Ting	19:56	2/3	67	1/2	50	1/1	100				4	4	4	4	1		2		-1	5
Team/Coach											4	4	8								
Totals			25/73	34	16/44	36	9/29	31	10/14	71	20	27	47	15	12	5	0	15	15	-20	69
Coach		SANG Mao Sen																			
Assistant Coach		CHEN Kuo Wei																			

CHN - China

No.	Name	MIN	Field Goals		2 Points		3 Points		Free Throws		Rebounds			AS	TO	ST	BS	PF	FD	+/-	PTS
			M/A	%	M/A	%	M/A	%	M/A	%	OR	DR	TOT								
3	HU Mingxuan	21:23	1/7	14	0/2	0	1/5	20	0/2	0	1		1	1		1		1	2	1	3
4	ZHAO Jiwei	24:24	6/8	75			6/8	75	1/2	50	2	3	5	7	1	1		2	3	33	19
6	CHENG ShuaiPeng	2:34	0/2	0	0/1	0	0/1	0												-1	
*10	ZHAO Rui (C)	22:45	1/5	20	1/4	25	0/1	0				2	2	2	1			3	1	-4	2
14	FU Hao	1:56	0/2	0	0/1	0	0/1	0				1	1								
16	YU Jiahao	2:34	0/1	0	0/1	0						1	1							-1	
*18	DU Runwang	23:12	6/9	67	1/1	100	5/8	63			1	1	2	2							17
*19	CUI Yongxi	19:48	4/8	50	3/4	75	1/4	25			1	1	2	1	1	1	1			11	9
*21	HU Jinqiu	24:19	6/7	86	6/7	86			3/5	60	3	3	6	1	3			3	3	15	15
*26	ZHU Junlong	17:31	1/4	25	0/1	0	1/3	33	2/2	100		4	4	1		1	1	2	1	15	5
31	WANG Zhelin	13:07	4/6	67	4/6	67			1/5	20	4	4	8	1	4	2		3	4	6	9
77	ZHANG Zhenlin	26:28	4/13	31	3/9	33	1/4	25	1/1	100	1	10	11	4	1	1	2	1	1	25	10
Team/Coach											5	2	7		1			1			
Totals			33/72	46	18/37	49	15/35	43	8/17	47	18	32	50	20	12	7	4	16	15	20	89
Coach		DJORDJEVIC Aleksandar (SRB)																			
Assistant Coach		BJEDOV Goran										GUO Shiqiang									

	TPE	CHN
Points from Turnovers	8	12
Points in the Paint	26(13/30)43%	28(14/25)56%
Second Chance Points	12	17
Fast Break Points	7	18
Bench Points	19	41

	TPE	CHN
Biggest Lead	2	23
Biggest Scoring Run	7-0(22-35)	13-0(12-27)
Lead Changes		5
Times Tied		1
Time Leading	0:43	37:53

Legend:			
%	Shooting Percentage	(C)	Captain
AS	Assists	BS	Blocked Shots
FD	Fouls Drawn	M/A	Made / Attempts
OR	Offensive Rebounds	PF	Fouls
ST	Steals	TO	Turnovers
*	Game Starters	DNP	Did Not Play
MIN	Minutes Played	PTS	Points
TOT	Total Rebounds	+/-	Plus-Minus
		DR	Defensive Rebounds
		No.	Uniform Number
		Qx	Quarter Time

Results

比赛成绩

Game 8

HKG 62 vs 81 TPE
(10-24, 17-20, 18-19, 17-18)

Game Duration: 1:38

Crew Chief: AL SIYABI Issam Nasser Khalfan (OMA)

Commissioner: KOLEDROYE Abayomi Olushola (NGR)

Umpires: AL-SUWAIDI Bandar Jassim M J (QAT); CHEON Kamjae (KOR)

	Q1	Q2	Q3	Q4
HKG	10	17	18	17
TPE	24	20	19	18

HKG - Hong Kong, China

No.	Name	MIN	Field Goals		2 Points		3 Points		Free Throws		Rebounds			AS	TO	ST	BS	PF	FD	+/-	PTS
			M/A	%	M/A	%	M/A	%	M/A	%	OR	DR	TOT								
*6	LEUNG Shiu Wah	17:05	1/5	20	1/4	25	0/1	0	0/1	0	1	1	3	5	1			3	1	-12	2
7	LEE Ki	17:05	2/8	25	1/2	50	1/6	17			2	2	2	2				2		-12	5
8	CHAN Siu Wing	23:52									1	1	1	2	1			1	2	-1	
*10	YANG Ricky	13:02	0/2	0	0/2	0					1	1	1	1						-13	
13	POK Yuet Yeung	15:53	2/5	40	2/5	40			0/1	0	2	1	3	3				2	1	-8	4
*14	TANG Chi Hang	10:29	0/2	0	0/1	0	0/1	0			3	2	5	2						-15	
16	XU Adam	6:39	0/2	0	0/2	0					1	1						2		-4	
23	LEUNG Ka Hin Marco	6:05	1/3	33	1/2	50	0/1	0	0/1	0	1	1	1					1		3	2
24	XU Oliver	23:45	6/14	43	4/11	36	2/3	67			1	2	3	1	2	1	1	2	1	-4	14
*27	TSAI Choi Kwan	26:43	2/6	33	1/1	100	1/5	20	4/5	80	4	4	8	3	2	1		1	4	-19	9
*33	REID Duncan Overbeck (C)	25:27	7/12	58	7/9	78	0/3	0	2/2	100		8	8	2				2	1	-13	16
35	YIP Yiu Pong	13:55	3/3	100	3/3	100			4/6	67	1	2	3		1				3	3	10
Team/Coach											6	4	10		3						
Totals			24/62	39	20/42	48	4/20	20	10/16	63	13	30	43	13	23	4	1	16	13	-19	62
Coach		CHIU Wing Leung																			
Assistant Coach		WONG Chi Ming																			

TPE - Chinese Taipei

No.	Name	MIN	Field Goals		2 Points		3 Points		Free Throws		Rebounds			AS	TO	ST	BS	PF	FD	+/-	PTS
			M/A	%	M/A	%	M/A	%	M/A	%	OR	DR	TOT								
*0	LIN Ting Chien	31:48	4/12	33	1/4	25	3/8	38	3/4	75	2	1	3	7	2	2	1	1	2	13	14
1	GADIAGA Mohammad Al Bachir	13:26	5/11	45	5/7	71	0/4	0			1	1	2	1	1				1	5	10
*5	LIU Cheng	25:53	8/14	57	6/7	86	2/7	29			1	2	3	2	1	3	1	4	1	14	18
10	HSIEH Ya-Hsuan	3:14	0/1	0			0/1	0												5	
14	WU Yung-Cheng	9:48	0/3	0			0/3	0			3	3	1	2	1					6	
20	CHOU Po-Hsun	3:53	1/1	100	1/1	100					1	1	1					1		-5	2
21	TSENG Hsiang Chun	22:36	3/6	50	2/2	100	1/4	25	3/3	100	1	5	6		1			2	3	14	10
26	LEE Te Wei	5:33	0/2	0	0/2	0								1			1			1	
*31	ARTINO William Joseph	15:49	5/8	63	5/6	83	1/3	33	5/7	71	4	6	10	1	2	2	2	4	6	7	13
*39	LU Chun Hsiang	20:33	1/4	25	0/1	0	1/3	33			2	2	1	1	2			2		17	3
75	LEE Chi Wei	15:18	1/3	33	0/1	0	1/2	50			2	2	2						1	-3	3
*76	TSENG Wen-Ting	22:14	2/5	40	2/4	50	0/1	0			7	7	5	3	2			1	2	13	4
Team/Coach											4	4	4		2						
Totals			31/72	43	23/37	62	8/35	23	11/15	73	13	30	43	20	13	13	4	15	16	19	81
Coach		SANG Mao Sen																			
Assistant Coach		CHEN Kuo Wei																			

	HKG	TPE
Points from Turnovers	12	21
Points in the Paint	34(17/29)59%	40(20/28)71%
Second Chance Points	12	16
Fast Break Points	9	15
Bench Points	35	25

	HKG	TPE
Biggest Lead	2	22
Biggest Scoring Run	5-0(15-28)	13-0(5-22)
Lead Changes		2
Times Tied		1
Time Leading	1:39	36:01

Legend:					
%	Shooting Percentage	(C)	Captain	*	Game Starters
AS	Assists	BS	Blocked Shots	DNP	Did Not Play
FD	Fouls Drawn	M/A	Made / Attempts	MIN	Minutes Played
OR	Offensive Rebounds	PF	Fouls	PTS	Points
ST	Steals	TO	Turnovers	TOT	Total Rebounds
				+/-	Plus-Minus
				DR	Defensive Rebounds
				No.	Uniform Number
				Qx	Quarter Time

Results

比赛成绩

Game 7

CHN 89 vs 50 MGL
(20-19, 24-9, 21-12, 24-10)

Game Duration: 1:55

Crew Chief: NIKOGOSSYAN Yana (KAZ)

Commissioner: KOOHIESFAHANI Sanam (IRI)

Umpires: RAJABIOZOODI Mohammad (IRI); TEE Yong Sern (MAS)

	Q1	Q2	Q3	Q4
CHN	20	24	21	24
MGL	19	9	12	10

CHN - China

No.	Name	MIN	Field Goals		2 Points		3 Points		Free Throws		Rebounds			AS	TO	ST	BS	PF	FD	+/-	PTS
			M/A	%	M/A	%	M/A	%	M/A	%	OR	DR	TOT								
3	HU Mingxuan	19:10	3/5	60	3/3	100	0/2	0	2/2	100	3	3	3	1	1	2		3	1	25	8
4	ZHAO Jiwei (C)	22:01	2/5	40	1/2	50	1/3	33			5	5	5	2	1	1		1	3	25	5
6	CHENG Shuaipeng	18:41	1/2	50	1/1	100	0/1	0	3/4	75	2	1	3	3	1	1		1	3	15	5
*10	ZHAO Rui	15:38	4/5	80	3/4	75	1/1	100	1/2	50	4	4	4	1	6			4	3	3	10
14	FU Hao	3:38	0/1	0			0/1	0			1	1	1								1
16	YU Jiahao	5:42	2/2	100	2/2	100			0/1	0	1	1	2				2		1	2	4
*18	DU Runwang	11:36	0/6	0			0/6	0			1	1	2				1	2		-5	
*19	CUI Yongxi	23:17	6/9	67	3/5	60	3/4	75	1/2	50	4	4	4	3	1	1	1	2	1	38	16
*21	HU Jinqiu	20:17	5/8	63	5/8	63			3/4	75	3	3	6	4	1				3	37	13
*26	ZHU Junlong	19:05	1/5	20	1/2	50	0/3	0			7	7	7	1	1	1		3		12	2
31	WANG Zhejin	13:45	1/2	50	1/2	50			4/6	67	3	1	4	1	1	1			5	-2	6
77	ZHANG Zhenlin	6:23	8/13	62	7/10	70	2/4	50	4/5	80	2	8	10	3	3	5	4	2	6	44	19
Team/Coach											6	2	8		2			1			
Totals			33/65	51	27/41	66	6/24	25	17/25	68	18	41	59	18	18	11	8	18	25	39	89
Coach			DJORDJEVIC Aleksandar (SRB)																		
Assistant Coach			BJEDOV Goran GUO Shiqiang																		

MGL - Mongolia

No.	Name	MIN	Field Goals		2 Points		3 Points		Free Throws		Rebounds			AS	TO	ST	BS	PF	FD	+/-	PTS
			M/A	%	M/A	%	M/A	%	M/A	%	OR	DR	TOT								
2	GANTSOLMON Bolor-Erdene	27:01	3/9	33	3/7	43	0/2	0	1/2	50	1	1	1	6	2			3	4	-16	7
*3	AMARBAYASGALAN Enkhbayasgalan (C)	17:35	1/6	17	0/3	0	1/3	33			1	3	4		1			4		-33	3
*4	TUMENBAYAR Uuganbayar	17:00	2/13	15	2/11	18	0/2	0	1/3	33	2	2	4	2	1	1		2	1	-19	5
5	SANDAGDORJ Binderiya	19:44	1/5	20	0/1	0	1/4	25	1/2	50	2	2	4					3	1	-5	4
*7	BATAA Tului	13:10	1/3	33	1/2	50	0/1	0	0/4	0	1	1	2						2	-14	2
9	ODGEREL Tulga	14:18	3/5	60	2/3	67	1/2	50	1/2	50				2	4	3		2	4	-8	8
*10	KHISHIGBAATAR Orgil	19:02	2/6	33	2/3	67	0/3	0			3	3	3	1	3	1	1	4		-26	4
12	ENKHBAATAR Munkhbayar	13:24	3/6	50	2/2	100	1/4	25			1		1		1					-18	7
25	DAVAADORJ Dulguunmurun	18:38	1/3	33	1/3	33					5	5	5	1		1		2	3	-9	2
35	GANTULGA Tselmeg	DNP																			
*44	GANTSOLMON Gan-Erdene	21:41	1/9	11	0/2	0	1/7	14	1/1	100	1	1	1	1	3	1		1	1	-35	4
77	ALTANGEREL Azbayar	18:27	2/3	67	2/2	100	0/1	0			7	1	1		2			4		-12	4
Team/Coach											7	2	9								
Totals			20/68	29	15/39	38	5/29	17	5/14	36	14	21	35	13	17	7	2	25	16	-39	50
Coach			BATJARGAL Gankhulug																		
Assistant Coach			BATTUVSHIN Tamjid																		

	CHN	MGL
Points from Turnovers	17	18
Points in the Paint	54(27/39)69%	20(10/25)40%
Second Chance Points	11	9
Fast Break Points	32	17
Bench Points	48	32

	CHN	MGL
Biggest Lead	42	3
Biggest Scoring Run	16-0(52-28)	7-0(20-23)
Lead Changes	7	
Times Tied	5	
Time Leading	34:14	2:05

Legend:							
%	Shooting Percentage	(C)	Captain	*	Game Starters	+/-	Plus-Minus
AS	Assists	BS	Blocked Shots	DNP	Did Not Play	DR	Defensive Rebounds
FD	Fouls Drawn	M/A	Made / Attempts	MIN	Minutes Played	No.	Uniform Number
OR	Offensive Rebounds	PF	Fouls	PTS	Points	Qx	Quarter Time
ST	Steals	TO	Turnovers	TOT	Total Rebounds		

Results
比赛成绩

Game 22

BRN 76 vs 62 THA
(0-0, 14-22, 20-14, 25-14)

Game Duration: 1:51

Crew Chief: STEPANENKO Alexey (KAZ)

Commissioner: RI Pyong Hun (PRK)

Umpires: HUANG Yun Hsuan (TPE); LI Chengxin (CHN)

	Q1	Q2	Q3	Q4
BRN	0	14	20	25
THA	0	22	14	14

BRN - Bahrain

No.	Name	MIN	Field Goals		2 Points		3 Points		Free Throws		Rebounds			AS	TO	ST	BS	PF	FD	+/-	PTS
			M/A	%	M/A	%	M/A	%	M/A	%	OR	DR	TOT								
1	BUALLAY Mohamed Yaqoob Yusuf	31:50	2/3	67	1/1	100	1/2	50			1	5	6	5	5			2	1	14	5
2	CHISM Devon Dwayne Lamont	30:14	11/18	61	10/14	71	1/4	25	2/4	50	2	13	15	3	2	2		3	4	17	25
6	RASHED Ali Husain Ali Ahmed	8:13	0/1	0	0/1	0						1	1	3	1	1		1			6
7	ALMOATHIN Matham Jameel A.Mahdi (C)	20:51	2/6	33			2/6	33			1	1	2	3	1	2	1	1			
8	KADHEM Sayed Mohamed Hameed	DNP																			
11	RASHED Mustafa Husain Ali Ahmed	31:14	6/19	32	2/7	29	4/12	33	3/4	75		1	1	4	3	2		2	4	14	19
15	MELAD Ali Aqeel Isa Abdulrasool	19:42	2/4	50	0/1	0	2/3	67	3/4	75	1	2	3	2	2	1		1	4	14	9
17	ALHADDAD Ali Jaber Hasan Jasim	23:51	4/9	44	4/9	44			1/3	33	3	1	4		3		3	3	9	9	
23	HAMODA Mohammed Ameer Mohammed	22:10	1/5	20	1/3	33	0/2	0	1/2	50	1	5	6		1	3		3	3	7	3
24	HAMODA Muzamil Ameer Mohammed	DNP																			
34	HASAN Ali Hasan Shukralla	9:46	0/2	0	0/2	0					2	1	3	1		1		2		-3	
99	ALHASSAN Alwatheq Ali Sidahmed	2:09									1		1	1				2		-2	
Team/Coach											7	1	8		2						
Totals			28/67	42	18/38	47	10/29	34	10/17	59	19	31	50	22	19	15	1	20	19	14	76
Coach		CASA GURT Ricard																			
Assistant Coach		MARZOUGUI Racem																			

THA - Thailand

No.	Name	MIN	Field Goals		2 Points		3 Points		Free Throws		Rebounds			AS	TO	ST	BS	PF	FD	+/-	PTS
			M/A	%	M/A	%	M/A	%	M/A	%	OR	DR	TOT								
1	LAMB Tyler	31:52	7/19	37	6/11	55	1/8	13	3/5	60	1	5	6	3	7	3			5	-18	18
3	LISH Frederick Lee Jones	34:29	5/17	29	4/9	44	1/8	13				4	4	4	3	6		4	1	-13	11
5	MORGAN Moses	DNP																			
7	TOWARAJ Jittaphon	DNP																			
10	MORGAN Jakongmee	28:00	1/6	17	0/4	0	1/2	50				3	3	4	3			4	2	-9	3
14	BOONSERM Naratip	11:43	0/1	0			0/1	0				1	1		1	1		2		-5	
18	JAISANUK Nakorn	13:18	1/4	25			1/4	25												-3	3
22	BOODDOUNG Manatsawee	DNP																			
25	KLAEWARONG Anasawee	12:27	1/1	100	1/1	100			0/2	0	1	2	3					1	1	-12	2
27	MUANGBOON Nattakam (C)	16:26	2/3	67	1/1	100	1/2	50				4	4		4			1	1	-3	5
31	JAKRAWAN Chanatip	28:13	2/3	67	2/3	67			10/12	83	1		1	1	3	1	1	3	7	4	14
36	KLAHAN Patiphan	23:32	3/4	75	3/3	100	0/1	0	0/2	0	2	6	8				1	4	3	-11	6
Team/Coach											7	1	8								
Totals			22/58	38	17/32	53	5/26	19	13/21	62	12	26	38	12	21	11	2	19	20	-14	62
Coach		TORRES GIRBAU Eduard																			
Assistant Coach		LERTLAOKUL Kannawat																			

	BRN	THA
Points from Turnovers	18	17
Points in the Paint	36(18/33)55%	32(16/29)55%
Second Chance Points	10	7
Fast Break Points	19	14
Bench Points	12	10

	BRN	THA
Biggest Lead	18	7
Biggest Scoring Run	13-0(64-51)	8-0(26-30)
Lead Changes		4
Times Tied		4
Time Leading	27:20	9:24

Legend:					
%	Shooting Percentage	(C)	Captain	*	Game Starters
AS	Assists	BS	Blocked Shots	DNP	Did Not Play
FD	Fouls Drawn	M/A	Made / Attempts	MIN	Minutes Played
OR	Offensive Rebounds	PF	Fouls	PTS	Points
ST	Steals	TO	Turnovers	TOT	Total Rebounds
				+/-	Plus-Minus
				DR	Defensive Rebounds
				No.	Uniform Number
				Qx	Quarter Time

Results

比赛成绩

Game 21

JOR 87 vs 62 PHI
(16-13, 26-16, 17-23, 28-10)

Game Duration: 1:42

Crew Chief: YUEN Chun Yip (HKG)

Commissioner: KOOHIESFAHANI Sanam (IRI)

Umpires: SONG Houlu (CHN); AL SIYABI Issam Nasser Khalfan (OMA)

	Q1	Q2	Q3	Q4
JOR	16	26	17	28
PHI	13	16	23	10

JOR - Jordan

No.	Name	MIN	Field Goals		2 Points		3 Points		Free Throws		Rebounds			AS	TO	ST	BS	PF	FD	+/-	PTS	
			M/A	%	M/A	%	M/A	%	M/A	%	OR	DR	TOT									
4	QARMASH Fadi	1:18																				
*5	MUSTAFA Fadi	38:30	7/14	50	4/7	57	3/7	43				3	3	5	4				1	2	24	17
6	ALHENDI Ashraf	1:14	1/1	100	1/1	100																2
7	ALHAMARSHEH Ahmad	16:59	2/3	67	2/2	100	0/1	0	1/1	100		1	1	1		1			1	2	25	5
*9	BZAI Sami	34:38	4/7	57	1/1	100	3/6	50	1/2	50		2	2			1			1	2	17	12
11	ALHAMMOURI Ahmad	1:18																				1
13	HUSSEIN Mohammad	13:46	2/3	67			2/3	67	1/2	50	2		2		2				3	1	7	7
21	ABBAAS Hashem	2:55										1	1	1								3
22	KANAAN Malek	DNP																				
*24	JEFFERSON Rondae	38:34	7/17	41	7/13	54	0/4	0	10/12	83	1	5	6	9	2	2	2	3	10	25	24	
*32	BOHANNON John	24:11	4/7	57	4/4	100	0/3	0	2/2	100	1	8	9	3			1		2	3		10
*44	AL DWAIRI Ahmad (C)	25:37	5/9	56	5/9	56			0/2	0	2	6	8	2		3	1		4	2	22	10
Team/Coach											3	8	11									
Totals			32/61	52	24/37	65	8/24	33	15/21	71	9	34	43	21	9	7	4	15	22	25	87	
Coach		AL-SOUS Wesam																				
Assistant Coach		HADRAB Mohammad										ABUQOURA Abdallah										

PHI - Philippines

No.	Name	MIN	Field Goals		2 Points		3 Points		Free Throws		Rebounds			AS	TO	ST	BS	PF	FD	+/-	PTS	
			M/A	%	M/A	%	M/A	%	M/A	%	OR	DR	TOT									
3	NEWSOME Chris	5:10													1							-8
6	ALAS Kevin Louie	DNP																				
*9	THOMPSON Earl Scottie (C)	32:30	4/8	50	3/4	75	1/4	25	2/2	100	1	10	11	1	2				4	1	-6	11
10	TOLENTINO Arvin	1:18	0/1	0	0/1	0														1		-1
12	ROSS Christopher	2:08	0/1	0	0/1	0										1						-11
13	LASSITER Marcio	9:57	1/2	50	1/1	100	0/1	0												1		-18
*15	FAJARDO Junemar	22:12	3/6	50	3/6	50			2/2	100	2	3	5		2		1		4	2	-3	8
17	PEREZ Jaymar	19:57	2/9	22	1/5	20	1/4	25			2	2	4	3	1				3	1	-7	5
*18	OFTANA Calvin	28:48	0/7	0	0/4	0	0/3	0			1	3	4	2	1	2			3	1	-23	
*25	AGUILAR Japeth	28:03	4/10	40	4/8	50	0/2	0			4	4	8		2				2	1	-11	8
*32	BROWNLEE Justin	38:30	8/22	36	6/12	50	2/10	20	6/6	100	1	1	2	3	1	1			3	3	-24	24
34	KOUAME Angelo	10:27	2/6	33	2/6	33			0/2	0	3		3						2	1	-13	4
Team/Coach											1	3	4		1							
Totals			24/72	33	20/48	42	4/24	17	10/12	83	15	26	41	9	11	4	1			12	-25	62
Coach		CONE Earl Timothy																				
Assistant Coach		DEL ROSARIO Richard																				

	JOR	PHI
Points from Turnovers	13	6
Points in the Paint	38(19/25)76%	34(17/43)40%
Second Chance Points	12	19
Fast Break Points	10	2
Bench Points	14	11

	JOR	PHI
Biggest Lead	27	7
Biggest Scoring Run	13-0(65-52)	7-0(45-42)
Lead Changes		4
Times Tied		4
Time Leading	28:14	5:33

Legend:							
%	Shooting Percentage	(C)	Captain	*	Game Starters	+/-	Plus-Minus
AS	Assists	BS	Blocked Shots	DNP	Did Not Play	DR	Defensive Rebounds
FD	Fouls Drawn	M/A	Made / Attempts	MIN	Minutes Played	No.	Uniform Number
OR	Offensive Rebounds	PF	Fouls	PTS	Points	Qx	Quarter Time
ST	Steals	TO	Turnovers	TOT	Total Rebounds		



REVISED

28 SEP 13:27

Results

比赛成绩

Game 10

THA 72 vs 87 PHI
(22-20, 13-21, 15-27, 22-19)

Game Duration: 1:53

Crew Chief: YUEN Chun Yip (HKG)

Commissioner: RI Pyong Hun (PRK)

Umpires: HU Jing (CHN); RAJABIOZOODI Mohammad (IRI)

	Q1	Q2	Q3	Q4
THA	22	13	15	22
PHI	20	21	27	19

THA - Thailand

No.	Name	MIN	Field Goals		2 Points		3 Points		Free Throws		Rebounds			AS	TO	ST	BS	PF	FD	+/-	PTS
			M/A	%	M/A	%	M/A	%	M/A	%	OR	DR	TOT								
*1	LAMB Tyler	33:55	10/17	59	4/5	80	6/12	50	3/5	60		2	2	1	4	3		2	5	-15	29
*3	LISH Frederick Lee Jones	33:02	8/18	44	4/8	50	4/10	40	2/2	100		1	3	3	6			3	1	-9	22
5	MORGAN Moses	DNP																			
7	TOWAROJ Jittaphon	2:17												1							-13
*10	MORGAN Jakongmee	31:49	2/9	22	1/4	25	1/5	20				2	2	3	3			2	3	3	5
*14	BOONSERM Naratip	17:43	0/2	0			0/2	0						1				4	1	17	
18	JAISANUK Nakorn	4:02																			-11
22	BOODDOUNG Manatsawee	DNP																			
25	KLAEWNARONG Anasawee	15:27	1/3	33	1/3	33						1	3	4		3		4	1	2	2
27	MUANGBOON Nattakarn (C)	19:13	2/8	25	0/4	0	2/4	50						2	2						-6
*31	JAKRAWAN Chanatip	23:30	2/7	29	2/6	33	0/1	0	0/2	0	3	3	6	2		1	2	3	2	-18	4
36	KLAHAN Patiphan	19:02	2/3	67	2/3	67					1	5	6	1	1	1	1	1	1	-25	4
Team/Coach											5	2	7								
Totals			27/67	40	14/33	42	13/34	38	5/9	56	12	23	35	12	18	8	3	19	14	-15	72
Coach			TORRES GIRBAU Eduard																		
Assistant Coach			LERTLAOKUL Kannawat																		

PHI - Philippines

No.	Name	MIN	Field Goals		2 Points		3 Points		Free Throws		Rebounds			AS	TO	ST	BS	PF	FD	+/-	PTS
			M/A	%	M/A	%	M/A	%	M/A	%	OR	DR	TOT								
*3	NEWSOME Chris	17:52	1/4	25	1/4	25			3/5	60	3	3	6	2	1	1		2	3	7	5
6	ALAS Kevin Louie	8:18	1/2	50	1/1	100	0/1	0	1/1	100	1		1		1				1	-9	3
*9	THOMPSON Earl Scottie	31:55	2/6	33	2/6	33			3/4	75	5	3	8	9	1	2		1	2	28	7
10	TOLENTINO Arvin	4:05	1/1	100			1/1	100				2	2								3
12	ROSS Christopher (C)	4:40																			-5
13	LASSITER Marcio	7:46	1/1	100			1/1	100					2							3	3
*15	FAJARDO Junemar	22:28	3/5	60	3/5	60			3/4	75	3	3	6	2	4		1	1	3	9	9
17	PEREZ Jaymar	30:04	7/17	41	6/15	40	1/2	50	1/2	50	3	4	7	4	2	3		2	3	12	16
*18	OFTANA Calvin	19:25	3/8	38	1/3	33	2/5	40			1	2	3		1			4		9	8
25	AGUILAR Japeth	9:59	3/6	50	3/6	50			0/2	0	4	1	5			1			1	17	6
*32	BROWNLEE Justin	35:02	8/27	30	5/17	29	3/10	30	3/4	75	6	9	15	5	4	4	1	1	2	11	22
34	KOUAME Angelo	8:25	2/5	40	2/5	40			1/1	100	2	1	3		2	1	1	3	3	-7	5
Team/Coach											8	2	10		1						
Totals			32/82	39	24/62	39	8/20	40	15/23	65	34	29	63	24	17	12	4	16	18	15	87
Coach			CONE Earl Timothy																		
Assistant Coach			DEL ROSARIO Richard																		

	THA	PHI
Points from Turnovers	19	14
Points in the Paint	22(11/25)44%	46(23/59)39%
Second Chance Points	12	23
Fast Break Points	13	18
Bench Points	12	36

	THA	PHI
Biggest Lead	10	21
Biggest Scoring Run	16-0(63-68)	15-0(22-27)
Lead Changes		4
Times Tied		4
Time Leading	8:21	27:32

Legend:					
%	Shooting Percentage	(C)	Captain	*	Game Starters
AS	Assists	BS	Blocked Shots	DNP	Did Not Play
FD	Fouls Drawn	M/A	Made / Attempts	MIN	Minutes Played
OR	Offensive Rebounds	PF	Fouls	PTS	Points
ST	Steals	TO	Turnovers	TOT	Total Rebounds
				+/-	Plus-Minus
				DR	Defensive Rebounds
				No.	Uniform Number
				Qx	Quarter Time

REVISED

Results

比赛成绩

Game 9

BRN 60 vs 84 JOR
(8-28, 18-17, 17-22, 17-17)

Game Duration: 1:49

Crew Chief: STEPANENKO Alexey (KAZ)

Commissioner: ZENG Hongtao (CHN)

Umpires: AL-HASHEDI Taha Mohammed Nasser (YEM); YU Yijing (CHN)

	Q1	Q2	Q3	Q4
BRN	8	18	17	17
JOR	28	17	22	17

BRN - Bahrain

No.	Name	MIN	Field Goals		2 Points		3 Points		Free Throws		Rebounds			AS	TO	ST	BS	PF	FD	+/-	PTS
			M/A	%	M/A	%	M/A	%	M/A	%	OR	DR	TOT								
1	BUALLAY Mohamed Yaqoob Yusuf	20:55	2/4	50	1/2	50	1/2	50	3/4	75				1	3	1			2	-23	8
*2	CHISM Devon Dwayne Lamont	19:47	2/7	29	1/6	17	1/1	100			2	7	9	1	3	1		3	2	-19	5
6	RASHED Ali Husain Ali Ahmed	18:30	2/5	40	2/2	100	0/3	0						1	1	1		3		-8	4
*7	ALMOATHIN Matham Jameel A.Mahdi (C)	19:39	2/11	18	2/6	33	0/5	0	4/4	100		1	1	1	2	1		4	3	-11	8
8	KADHEM Sayed Mohamed Hameed	4:37	0/1	0	0/1	0										1		2	1		
*11	RASHED Mustafa Husain Ali Ahmed	28:55	4/11	36	1/6	17	3/5	60	5/5	100	1	4	5	4	2	1		1	4	-21	16
15	MELAD Ali Aqeel Isa Abdulrasool	17:56	2/6	33	0/3	0	2/3	67						1	2	2		3	1	2	6
*17	ALHADDAD Ali Jaber Hasan Jasim	22:54	0/8	0	0/6	0	0/2	0					2		1			1	2	-9	
*23	HAMODA Mohammed Ameer Mohammed	25:09	4/9	44	1/1	100	3/8	38			3	6	9		3	1		2		-26	11
24	HAMODA Muzamil Ameer Mohammed	DNP																			
34	HASAN Ali Hasan Shukralla	9:08	0/2	0	0/2	0		0/2	0	2	3	5	3	2	1			2	1	3	
99	ALHASSAN Alwatheq Ali Sidahmed	11:35	1/5	20	1/2	50	0/3	0			1	4	5					3		-8	2
Team/Coach											7		7					1			
Totals			19/69	28	9/37	24	10/32	31	12/15	80	16	25	41	14	18	11	0	25	16	-24	60
Coach		CASA GURT Ricard																			
Assistant Coach		MARZOUGUI Racem																			

JOR - Jordan

No.	Name	MIN	Field Goals		2 Points		3 Points		Free Throws		Rebounds			AS	TO	ST	BS	PF	FD	+/-	PTS
			M/A	%	M/A	%	M/A	%	M/A	%	OR	DR	TOT								
4	QARMASH Fadi	DNP																			
*5	MUSTAFA Fadi	26:35	3/8	38	1/5	20	2/3	67	3/5	60	2	2	4	5	4		1	3	5	21	11
6	ALHENDI Ashraf	9:49	1/4	25	0/1	0	1/3	33				1	1	1				2		3	
7	ALHAMARSHEH Ahmad	16:44	3/4	75	3/4	75			0/2	0	1	2	3					1	1	4	6
*9	BZAI Sami	24:39	2/6	33			2/6	33	2/2	100		2	2	3	1			3	2	23	8
11	ALHAMMOURI Ahmad	9:58	0/3	0	0/1	0	0/2	0							2	1		2		1	
13	HUSSEIN Mohammad	7:22	1/3	33	0/1	0	1/2	50			1	3	4		1			1		-5	3
21	ABBAAS Hashem	10:45	1/4	25	0/2	0	1/2	50			2		2	2	2	1	1	1		3	
22	KANAAN Malek	12:00	0/1	0	0/1	0			2/4	50		2	2	3	1	1		2	2	6	2
*24	JEFFERSON Rondae	20:49	7/10	70	7/8	88	0/2	0	3/5	60		4	4	2	2	3			5	19	17
*32	BOHANNON John	27:57	6/7	86	6/7	86			2/4	50	4	6	10	2	2	2	3	2	4	22	14
*44	AL DWAIRI Ahmad (C)	32:27	6/12	50	6/11	55	0/1	0	5/6	83	1	12	13	7	2	2	3		5	29	17
Team/Coach											5	2	7								
Totals			30/62	48	23/41	56	7/21	33	17/28	61	16	36	52	25	17	10	8	17	24	24	84
Coach		AL-SOUS Wesam																			
Assistant Coach		HADRAB Mohammad										ABUQOURA Abdallah									

	BRN	JOR
Points from Turnovers	7	23
Points in the Paint	8(4/24)17%	38(19/34)56%
Second Chance Points	5	10
Fast Break Points	8	20
Bench Points	20	17

	BRN	JOR
Biggest Lead	0	27
Biggest Scoring Run	6-0(21-37)	12-0(3-18)
Lead Changes		1
Times Tied		0
Time Leading	0:00	39:46

Legend:							
%	Shooting Percentage	(C)	Captain	*	Game Starters	+/-	Plus-Minus
AS	Assists	BS	Blocked Shots	DNP	Did Not Play	DR	Defensive Rebounds
FD	Fouls Drawn	M/A	Made / Attempts	MIN	Minutes Played	No.	Uniform Number
OR	Offensive Rebounds	PF	Fouls	PTS	Points	Qx	Quarter Time
ST	Steals	TO	Turnovers	TOT	Total Rebounds		

Results

比赛成绩

Game 4

JOR 97 vs 63 THA
(28-18, 14-9, 31-17, 24-19)

Game Duration: 1:11

Crew Chief: STEPANENKO Alexey (KAZ)

Commissioner: RI Pyong Hun (PRK)

Umpires: SUTARYO Haryanto (INA); AL KHAMEES Ahmed Hassan F

	Q1	Q2	Q3	Q4
JOR	28	14	31	24
THA	18	9	17	19

JOR - Jordan

No.	Name	MIN	Field Goals		2 Points		3 Points		Free Throws		Rebounds			AS	TO	ST	BS	PF	FD	+/-	PTS
			M/A	%	M/A	%	M/A	%	M/A	%	OR	DR	TOT								
4	QARMASH Fadi	5:15										1	1								1
*5	MUSTAFA Fadi (C)	26:42	3/9	33	1/3	33	2/6	33	3/4	75	1	5	6	3	1			2	3	24	11
6	ALHENDI Ashraf	7:11	0/1	0			0/1	0													3
7	ALHAMARSHEH Ahmad	12:28	2/3	67	2/3	67			1/5	20	5	5	10	1	3	3		2	3	10	5
*9	BZAI Sami	27:22	8/14	57	0/1	0	8/13	62	2/2	100		4	4	3	2	3	2	1	1	26	26
11	ALHAMMOURI Ahmad	7:19	1/2	50			1/2	50				4	4			1					9
13	HUSSEIN Mohammad	17:17	3/7	43	3/6	50	0/1	0			4	3	7	2	2			2	2	7	6
21	ABBAAS Hashem	4:00	0/1	0			0/1	0			1		1								
22	KANAAN Malek	8:03	0/3	0	0/1	0	0/2	0	1/2	50		2	2					1	2	9	1
*24	JEFFERSON Rondae	30:06	6/15	40	4/10	40	2/5	40	6/10	60	3	4	7	2	3	3		1	8	33	20
*32	BOHANNON John	20:09	4/9	44	4/8	50	1/2	50	6/10	60	3	9	12	5	1	2	2	1	6	22	12
*44	AL DWAIRI Ahmad	20:06	5/6	83	5/6	83	1/1	100	7/9	78	6	6	12	3	5	1	2	2	5	22	15
Team/Coach											9		9		1						
Totals			30/68	44	17/36	47	13/32	41	24/42	57	32	43	75	22	21	12	4	11	29	34	97
Coach			AL-SOUS Wesam																		
Assistant Coach			HADRAB Mohammad									ABUQOURA Abdallah									

THA - Thailand

No.	Name	MIN	Field Goals		2 Points		3 Points		Free Throws		Rebounds			AS	TO	ST	BS	PF	FD	+/-	PTS
			M/A	%	M/A	%	M/A	%	M/A	%	OR	DR	TOT								
*1	LAMB Tyler	21:23	3/14	21	1/4	25	2/10	20	3/5	60	1	1	2	2	1	4		5	2	-24	11
*3	LISH Frederick Lee Jones	27:21	6/19	32	5/10	50	1/9	11			2	1	3	5	3	1	1	1		-22	13
5	MORGAN Moses	0:56										1	1							-2	
7	TOWAROJ Jittaphon	5:10	1/3	33			1/3	33			1	1	2	1	1	1		2		-5	3
*10	MORGAN Jakongmee	27:27	2/8	25	0/4	0	2/4	50	1/2	50	2	4	6	3	2	5		4	1	-18	7
*14	BOONSERM Naratip	22:16	2/5	40	0/1	0	2/4	50				2	2		4			4	1	-27	6
18	JAISANUK Nakorn	14:39	1/5	20	0/2	0	1/3	33				1	1	1	1					-13	3
22	BOODDOUNG Manatsawee	5:38	0/1	0	0/1	0					1	1	2							-8	
25	KLAEWARONG Anasawee	8:17							0/2	0								4	1	-6	
27	MUANGBOON Nattakam (C)	18:28	4/8	50	1/1	100	3/7	43			1	2	3	1	5			1	1	-15	11
*31	JAKRAWAN Chanatip	24:06	2/7	29	2/6	33	0/1	0	1/5	20	3	3	6	1	1			5	3	-5	5
36	KLAHAN Patiphan	24:19	1/6	17	0/5	0	1/1	100	1/2	50	2	3	5		1		1	3	1	-25	4
Team/Coach											7	3	10								
Totals			22/76	29	9/34	26	13/42	31	6/16	38	20	23	43	14	18	12	2		10	-34	63
Coach			TORRES GIRBAU Eduard																		
Assistant Coach			LERTLAOKUL Kannawat																		

	JOR	THA
Points from Turnovers	20	19
Points in the Paint	30(15/30)50%	12(6/18)33%
Second Chance Points	16	17
Fast Break Points	18	18
Bench Points	15	21

	JOR	THA
Biggest Lead	36	1
Biggest Scoring Run	10-0(30-18)	5-0(11-12)
Lead Changes		5
Times Tied		1
Time Leading	39:06	0:39

Legend:							
%	Shooting Percentage	(C)	Captain	*	Game Starters	+/-	Plus-Minus
AS	Assists	BS	Blocked Shots	DNP	Did Not Play	DR	Defensive Rebounds
FD	Fouls Drawn	M/A	Made / Attempts	MIN	Minutes Played	No.	Uniform Number
OR	Offensive Rebounds	PF	Fouls	PTS	Points	Qx	Quarter Time
ST	Steals	TO	Turnovers	TOT	Total Rebounds		

Results

比赛成绩

Game 3

PHI 89 vs 61 BRN
(22-18, 29-15, 21-14, 17-14)

Game Duration: 1:48

Crew Chief: SKAYEM Paul (LBN)

Commissioner: ZENG Hongtao (CHN)

Umpires: AL-HASHEDI Taha Mohammed Nasser (YEM); LI Chengxir

	Q1	Q2	Q3	Q4
PHI	22	29	21	17
BRN	18	15	14	14

PHI - Philippines

No.	Name	MIN	Field Goals		2 Points		3 Points		Free Throws		Rebounds			AS	TO	ST	BS	PF	FD	+/-	PTS	
			M/A	%	M/A	%	M/A	%	M/A	%	OR	DR	TOT									
*3	NEWSOME Chris	11:33	1/3	33	0/1	0	1/2	50				3	3	1	1	2		3			3	
6	ALAS Kevin Louie	11:15	1/3	33	1/2	50	0/1	0										1		9	2	
*9	THOMPSON Earl Scottie	22:17	1/4	25	1/3	33	0/1	0	3/4	75		6	6	3	1			2	2	13	5	
10	TOLENTINO Arvin	12:24	0/2	0			0/2	0				1	1	2	1			1		-2		
12	ROSS Christopher	16:38							1/2	50		1		1	2	2		4	2	18	1	
13	LASSITER Marcio	14:45	3/7	43	1/3	33	2/4	50				1	2	3	4	2		4	1	9	8	
*15	FAJARDO Junemar	20:51	3/7	43	3/7	43			2/2	100		2	5	7	2	3	2	1	1	17	8	
17	PEREZ Jaymar	13:49	5/8	63	4/5	80	1/3	33	4/6	67		1	1	2	2			1	3	20	15	
*18	OFTANA Calvin	18:44	4/7	57	2/4	50	2/3	67				3		3	3			2	3	17	10	
25	AGUILAR Japeth	13:34	1/2	50	1/2	50						3	3	2	1	2	1		2	8	2	
*32	BROWNEE Justin	13:38	5/9	56	4/5	80	2/5	40	5/7	71		2	8	10	3	1	3	1	1	5	20	14
34	KOUAME Angelo	17:10	4/7	57	4/7	57			7/8	88		4	3	7		1	1	1	1	5	8	15
Team/Coach												3	3	6								
Totals			30/65	46	23/44	52	7/21	33	22/29	76		17	35	52	24	16	11	3	20	24	28	89
Coach			CONE Earl Timothy																			
Assistant Coach			DEL ROSARIO Richard																			

BRN - Bahrain

No.	Name	MIN	Field Goals		2 Points		3 Points		Free Throws		Rebounds			AS	TO	ST	BS	PF	FD	+/-	PTS	
			M/A	%	M/A	%	M/A	%	M/A	%	OR	DR	TOT									
1	BUALLAY Mohamed Yaqoob Yusuf	25:58	2/4	50	1/2	50	1/2	50	3/5	60		1	1	2	2	3	1		2	3	-21	8
*2	CHISM Devon Dwayne Lamont	26:35	1/6	17	1/5	20	0/1	0	3/4	75		2	11	13	2	2	2	3	4	4	-16	5
6	RASHED Ali Husain Ali Ahmed	21:13	5/12	42	3/5	60	2/7	29				2		2	2	3		2	1	-18	12	
*7	ALMOATHIN Maltham Jameel A.Mahdi (C)	18:47	4/9	44	1/2	50	3/7	43	3/4	75		1	1	1	3	3	1		1	3	-10	14
*8	KADHEM Sayed Mohamed Hameed	10:03	0/1	0	0/1	0						1	1	1					2		-10	
*11	RASHED Mustafa Husain Ali Ahmed	26:43	4/18	22	1/5	20	3/13	23	2/2	100		4	4	1	3	1			4	-16	13	
15	MELAD Ali Aqeel Isa Abdulrasool	15:49	2/5	40	0/1	0	2/4	50				2	2	2	2				1	-12	6	
*17	ALHADDAD Ali Jaber Hasan Jasim	18:43	0/4	0	0/3	0	0/1	0				1	1	2				4	1	-10		
23	HAMODA Mohammed Ameer Mohammed	11:24	1/2	50			1/2	50				1	1	1				5		-10	3	
24	HAMODA Muzamil Ameer Mohammed	DNP																				
34	HASAN Ali Hasan Shukralla	6:52	0/1	0	0/1	0						1		1	2	1	1		1	1	-8	
99	ALHASSAN Alwatheq Ali Sidahmed	17:53	0/2	0	0/1	0	0/1	0				2	1	3				3	2	-9		
Team/Coach												5	1	6								
Totals			19/64	30	7/26	27	12/38	32	11/15	73		14	24	38	11	19	9	3	24	20	-28	61
Coach			CASA GURT Ricard																			
Assistant Coach			MARZOUGUI Racem																			

	PHI	BRN
Points from Turnovers	22	19
Points in the Paint	42(21/39)54%	10(5/16)31%
Second Chance Points	15	9
Fast Break Points	19	11
Bench Points	43	29

	PHI	BRN
Biggest Lead	34	1
Biggest Scoring Run	9-0(69-41)	5-0(13-14)
Lead Changes		3
Times Tied		2
Time Leading	38:06	0:14

Legend:							
%	Shooting Percentage	(C)	Captain	*	Game Starters	+/-	Plus-Minus
AS	Assists	BS	Blocked Shots	DNP	Did Not Play	DR	Defensive Rebounds
FD	Fouls Drawn	M/A	Made / Attempts	MIN	Minutes Played	No.	Uniform Number
OR	Offensive Rebounds	PF	Fouls	PTS	Points	Qx	Quarter Time
ST	Steals	TO	Turnovers	TOT	Total Rebounds		

Results
比赛成绩

Game 18

INA 67 vs 74 QAT
(18-14, 19-19, 19-21, 11-20)

Game Duration: 1:51

Crew Chief: AL-HASHEDI Taha Mohammed Nasser (YEM)

Commissioner: ZENG Hongtao (CHN)

Umpires: HU Jing (CHN); RAJABIOZOODI Mohammad (IRI)

	Q1	Q2	Q3	Q4
INA	18	19	19	11
QAT	14	19	21	20

INA - Indonesia

No.	Name	MIN	Field Goals		2 Points		3 Points		Free Throws		Rebounds			AS	TO	ST	BS	PF	FD	+/-	PTS	
			M/A	%	M/A	%	M/A	%	M/A	%	OR	DR	TOT									
0	KOKODIPUTRA Juan Laurent	24:18	1/3	33			1/3	33	1/2	50	1	5	6					1	2		4	
3	YONGA Hendrick Xavi	8:50	1/3	33			1/3	33				1	1								3	
7	MICHAEL Yesaya Alessandro	DNP																				
9	BEANE JR Jerome Anthony (C)	DNP																				
11	SAPUTERA Yudha	32:27	7/13	54	3/5	60	4/8	50	1/2	50	2	3	5	7	3			2	4		19	
12	NOOR Muhamad Arighi Hadran	29:21	5/14	36	3/7	43	2/7	29	1/2	50		3	3	1	1			2	1		13	
15	KOSASIH Vincent Rivaldi	25:54	1/3	33	1/3	33			1/2	50	2	1	3			1	1	3	5		3	
22	SANJAYA Kelvin	14:07	0/3	0	0/3	0					1	5	6		1	1		4			8	
24	GLORIA Karl Patrick Utarahman	1:01																			-5	
29	GEMILANG Kaleb Ramot	37:42	4/12	33	1/6	17	3/6	50				3	3					4			11	
33	RACHMAN Aldy Izzatur	6:12	1/1	100			1/1	100	2/2	100						1		2	1		5	
71	TEJA Widyanta Putra	20:10	2/5	40	2/3	67	0/2	0	5/5	100				5	2			3	3		9	
Team/Coach											4	1	5									
Totals			22/57	39	10/27	37	12/30	40	11/15	73	10	22	32	13	12	5	1	20	16		-7	67
Coach		PEIJIC Milos																				
Assistant Coach		WINAR Johannis										JATI Wahyu Widayat										

QAT - Qatar

No.	Name	MIN	Field Goals		2 Points		3 Points		Free Throws		Rebounds			AS	TO	ST	BS	PF	FD	+/-	PTS	
			M/A	%	M/A	%	M/A	%	M/A	%	OR	DR	TOT									
2	TALLA Gueye	DNP																				
3	DARWISH Mahmoud	DNP																				
5	NDOYE Elhadji	32:04	7/15	47	7/12	58	0/3	0	7/8	88	4	4	8	4	2	1	1	2	5		21	
6	MUSLIC Nedim	15:46	2/6	33	2/4	50	0/2	0	3/4	75	3	6	9	1				1	2		7	
10	MOUSA Abdullah	18:09	3/7	43	1/2	50	2/5	40				1	1		2	1		1			8	
11	HAJAR Ghassan	4:02												1	2						-2	
12	HARACIC Meho	7:12	1/2	50	1/2	50					2	1	3		1			2			-4	
23	DIENG Babakar	37:02	5/15	33	3/7	43	2/8	25	3/7	43	3	4	7	1	1	1		2	5		15	
24	NDAO Mohamed	20:02	3/7	43	3/7	43			1/3	33	1	6	7	1	1		1	1	4		7	
25	ABDELBASET Khaled	12:38	1/6	17			1/6	17			1		1					2			-1	
44	ADVIC Faris (C)	32:33	2/6	33	2/6	33					3	6	9	4	1	2	1	2	2		10	
55	LASHIN Moustafa	20:32	3/4	75	2/3	67	1/1	100			2		2	2	2	1		3	2		7	
Team/Coach											6	1	7									
Totals			27/68	40	21/43	49	6/25	24	14/22	64	25	29	54	14	12	6	3	16	20		7	74
Coach		ATHANASIOS Skourtopoulos																				
Assistant Coach		STAVROS Mvkoniatis																				

	INA	QAT
Points from Turnovers	12	11
Points in the Paint	20(10/21)48%	40(20/37)54%
Second Chance Points	9	32
Fast Break Points	6	10
Bench Points	17	27

	INA	QAT
Biggest Lead	8	8
Biggest Scoring Run	8-0(11-6)	10-0(41-48)
Lead Changes	7	
Times Tied	5	
Time Leading	19:07	15:14

Legend:					
%	Shooting Percentage	(C)	Captain	*	Game Starters
AS	Assists	BS	Blocked Shots	DNP	Did Not Play
FD	Fouls Drawn	M/A	Made / Attempts	MIN	Minutes Played
OR	Offensive Rebounds	PF	Fouls	PTS	Points
ST	Steals	TO	Turnovers	TOT	Total Rebounds
				+/-	Plus-Minus
				DR	Defensive Rebounds
				No.	Uniform Number
				Qx	Quarter Time

Results

比赛成绩

Game 17

JPN 83 vs 77 KOR
(23-17, 20-20, 18-16, 22-24)

Game Duration: 1:38

Crew Chief: SKAYEM Paul (LBN)

Commissioner: KOLEDROYE Abayomi Olushola (NGR)

Umpires: NIKOGOSSYAN Yana (KAZ); AL KHAMEES Ahmed Hassan R (KSA)

	Q1	Q2	Q3	Q4
JPN	23	20	18	22
KOR	17	20	16	24

JPN - Japan

No.	Name	MIN	Field Goals		2 Points		3 Points		Free Throws		Rebounds			AS	TO	ST	BS	PF	FD	+/-	PTS
			M/A	%	M/A	%	M/A	%	M/A	%	OR	DR	TOT								
0	TERASHIMA Ryo	10:23	0/3	0	0/2	0	0/1	0			1	1	1	1	3			2	1	-5	
*2	SAITO Takumi (C)	19:30	4/10	40	2/4	50	2/6	33			2	2	2	7	3			1	2	16	10
*6	AKAHO Raita	27:23	4/7	57	2/2	100	2/5	40			4	3	7	4				3	1	13	10
11	KUMAGAI Ko	9:51	1/1	100			1/1	100			1	3	4	4					2	-5	3
12	NISHINO Yo	17:32	1/4	25	0/3	0	1/1	100	1/2	50	1	1	1	1	1	1		2	1	-6	4
*14	SATO Takuma	24:48	2/4	50	1/1	100	1/3	33	1/1	100	3	5	8	2			1	1	8	6	6
15	ICHIKAWA Masato	14:04	3/5	60	0/1	0	3/4	75			1	2	3	2	1			1	1	1	9
*25	KAWASHIMA Yuto	25:40	3/6	50	1/2	50	2/4	50	1/2	50	2	2	2	2		1	1	4	1	5	9
29	HOSOKAWA Kazuki	17:38	3/8	38	2/2	100	1/6	17			1	1	1					3	-6	7	
*30	IMAMURA Keita	22:06	8/17	47	5/8	63	3/9	33	3/5	60	3	3	3	2	1	1		2	3	12	22
44	YONEYAMA Java Eo	9:45	1/1	100			1/1	100			1	1	1	1	1	1		2	-3	3	
Team/Coach																					
Totals			30/66	45	13/25	52	17/41	41	6/10	60	12	26	38	26	12	4	2	20	13	6	83
Coach			GAINES Corey Yasuto																		
Assistant Coach			TOMIYAMA Shinii																		

KOR - Republic of Korea

No.	Name	MIN	Field Goals		2 Points		3 Points		Free Throws		Rebounds			AS	TO	ST	BS	PF	FD	+/-	PTS
			M/A	%	M/A	%	M/A	%	M/A	%	OR	DR	TOT								
0	HA Yungi	26:09	5/10	50	5/10	50			2/2	100	2	6	8	2	2		2	2	3	-2	12
1	LEE Junghyun	14:32	1/3	33	1/1	100	0/2	0	1/1	100		1	1					2	2	-1	3
*2	HEO Hoon	30:48	8/17	47	2/6	33	6/11	55	2/2	100				4	2	1		4	4		24
3	BYEON Junhyeong	DNP																			
5	KIM Sunhyung	19:08	1/4	25	0/2	0	1/2	50			1	1	6	2				2	-7	3	
*7	LEE Woosuk	13:54	1/5	20	1/4	25	0/1	0			3	3	1	1	1			2	-16	2	
*11	YANG Hongseok	9:15	1/3	33	1/1	100	0/2	0			2	2	2	2					-3	2	
12	MOON Jeonghyeon	DNP																			
15	KIM Jongkyu	0:05																			
*20	RA Guna	28:10	4/10	40	4/9	44	0/1	0	4/6	67	1	7	8	4	2			2	4	-3	12
23	JEON Seonghyen	31:35	4/8	50			4/8	50	0/1	0				1				2	1	9	12
*33	LEE Seoungyun (C)	25:04	3/4	75	3/3	100	0/1	0	1/2	50	3	4	7	3	2			1	2	-7	7
Team/Coach																					
Totals			28/64	44	17/36	47	11/28	39	10/14	71	14	26	40	22	12	2	2	13	20	-6	77
Coach			CHOO Il Seung																		
Assistant Coach			LEE Huniae																		

	JPN	KOR
Points from Turnovers	16	13
Points in the Paint	26(13/24)54%	30(15/29)52%
Second Chance Points	13	14
Fast Break Points	14	9
Bench Points	26	30

	JPN	KOR
Biggest Lead	13	0
Biggest Scoring Run	13-0(13-0)	11-0(48-48)
Lead Changes		1
Times Tied		1
Time Leading	38:21	0:00

Legend:			
%	Shooting Percentage	(C)	Captain
AS	Assists	BS	Blocked Shots
FD	Fouls Drawn	M/A	Made / Attempts
OR	Offensive Rebounds	PF	Fouls
ST	Steals	TO	Turnovers
*	Game Starters	DNP	Did Not Play
MIN	Minutes Played	PTS	Points
TOT	Total Rebounds	+/-	Plus-Minus
		DR	Defensive Rebounds
		No.	Uniform Number
		Qx	Quarter Time

Results

比赛成绩

Game 11

QAT 64 vs 76 KOR
(13-22, 16-21, 18-24, 17-9)

Game Duration: 1:39

Crew Chief: SKAYEM Paul (LBN)

Commissioner: ZENG Hongtao (CHN)

Umpires: SONG Houlu (CHN); FANG Wenxuan (CHN)

	Q1	Q2	Q3	Q4
QAT	13	16	18	17
KOR	22	21	24	9

QAT - Qatar

No.	Name	MIN	Field Goals		2 Points		3 Points		Free Throws		Rebounds			AS	TO	ST	BS	PF	FD	+/-	PTS
			M/A	%	M/A	%	M/A	%	M/A	%	OR	DR	TOT								
2	TALLA Gueye	DNP																			
3	DARWISH Mahmoud	DNP																			
*5	NDOYE Elhadji	30:27	4/12	33	4/11	36	0/1	0	5/8	63	3	5	8	1	4	4	1	4	7	3	13
*6	MUSLIC Nedim	14:21	2/5	40	1/3	33	1/2	50			3	2	5		5			3		-10	5
10	MOUSA Abdullah	16:11	2/4	50	1/2	50	1/2	50	2/2	100					3			1	2	-22	7
*11	HAJAR Ghassan	12:30	1/4	25	0/2	0	1/2	50				2	2		1			4	1	-4	3
12	HARACIC Meho	9:24	0/2	0			0/2	0						1	1	1	1	1		-15	
*23	DIENG Babakar	33:18	6/11	55	3/4	75	3/7	43	2/4	50	1	3	4	4	1			2	4	-10	17
24	NDAO Mohamed	15:05	4/7	57	3/4	75	1/3	33	1/1	100	1	4	5	1	1			2	1	8	10
25	ABDELBASET Khaled	18:31	0/4	0	0/3	0	0/1	0				3	3	1	1			1		4	
*44	ADVIC Faris (C)	27:46	2/7	29	2/6	33	0/1	0			2	6	8	2	3			1	1	-17	4
55	LASHIN Moustafa	21:42	1/6	17	1/6	17			3/4	75	1		1	2	1	1		4	2	3	5
Team/Coach											6	3	9								
Totals			22/62	35	15/41	37	7/21	33	13/19	68	17	28	45	12	21	6	2	23	18	-12	64
Coach			ATHANASIOS Skourtopoulos																		
Assistant Coach			STAVROS Mykoniatis																		

KOR - Republic of Korea

No.	Name	MIN	Field Goals		2 Points		3 Points		Free Throws		Rebounds			AS	TO	ST	BS	PF	FD	+/-	PTS
			M/A	%	M/A	%	M/A	%	M/A	%	OR	DR	TOT								
0	HA Yungi	16:14	5/9	56	5/9	56			4/5	80	2	4	6	2			1	1	3	6	14
1	LEE Junghyun	12:30	3/4	75	2/2	100	1/2	50	1/1	100		1	1	1				2	2	5	8
*2	HEO Hoon	26:11	3/8	38	1/2	50	2/6	33	2/3	67		4	4	6	1	3		1	7	26	10
3	BYEON Junhyeong	8:17	0/3	0	0/1	0	0/2	0			1		1	1	3	1		1	1	-10	
5	KIM Sunhyung	15:06	3/6	50	3/3	100	0/3	0	2/2	100	2	2	4	1	5			2	2	-12	8
*7	LEE Woosuk	19:01	1/6	17	1/3	33	0/3	0	2/3	67				2	1	2		1	2	3	4
*11	YANG Hongseok	24:44	2/7	29	2/3	67	0/4	0	1/2	50	3	4	7	2		2		1	3	18	5
12	MOON Jeonghyeon	0:08																			
15	KIM Jongkyu	10:17	1/3	33	1/2	50	0/1	0				2	2		2	2		1	1	-4	2
*20	RA Guna	30:58	9/18	50	5/11	45	4/7	57	1/2	50	5	9	14	2	1	2	1	3	1	14	23
23	JEON Seonghyen	13:36	0/1	0			0/1	0								2				6	
*33	LEE Seounghyun (C)	22:13	1/4	25	1/3	33	0/1	0			1	1	2	1	1			5	1	8	2
Team/Coach											3		3								
Totals			28/69	41	21/39	54	7/30	23	13/18	72	17	27	44	18	14	14	2	18	23	12	76
Coach			CHOO Il Seung																		
Assistant Coach			LEE Huniae																		

	QAT	KOR
Points from Turnovers	12	20
Points in the Paint	30(15/38)39%	38(19/29)66%
Second Chance Points	9	12
Fast Break Points	4	8
Bench Points	22	32

	QAT	KOR
Biggest Lead	4	27
Biggest Scoring Run	14-0(54-67)	17-0(7-20)
Lead Changes		3
Times Tied		1
Time Leading	3:55	35:27

Legend:			
%	Shooting Percentage	(C)	Captain
AS	Assists	BS	Blocked Shots
FD	Fouls Drawn	M/A	Made / Attempts
OR	Offensive Rebounds	PF	Fouls
ST	Steals	TO	Turnovers
*	Game Starters	DNP	Did Not Play
+/-	Plus-Minus	MIN	Minutes Played
		PTS	Points
		TOT	Total Rebounds
		No.	Uniform Number
		Qx	Quarter Time

Results

比赛成绩

Game 6

KOR 95 vs 55 INA
(20-8, 30-23, 22-13, 23-11)

Game Duration: 1:28

Crew Chief: ZEIN Wissam (SYR)

Commissioner: KOLEDROYE Abayomi Olushola (NGR)

Umpires: YU Yijing (CHN); ALYOUSEF Ahmad Suleiman Abdallah (JOR)

	Q1	Q2	Q3	Q4
KOR	20	30	22	23
INA	8	23	13	11

KOR - Republic of Korea

No.	Name	MIN	Field Goals		2 Points		3 Points		Free Throws		Rebounds			AS	TO	ST	BS	PF	FD	+/-	PTS
			M/A	%	M/A	%	M/A	%	M/A	%	OR	DR	TOT								
0	HA Yungi	DNP																			
1	LEE Junghyun	23:20	2/8	25	0/1	0	2/7	29	1/2	50	1		1	2	1				1	16	7
2	HEO Hoon	17:48	7/9	78	2/2	100	5/7	71	1/2	50				7	2			1	1	23	20
3	BYEON Junhyeong	11:12	3/6	50	3/4	75	0/2	0			1	1	2			1		1		6	6
5	KIM Sunhyung	13:04	1/3	33	1/3	33						2	2	5						14	2
7	LEE Woosuk	21:33	4/6	67	3/4	75	1/2	50				5	5	2		2		3		30	9
11	YANG Hongseok	24:27	3/6	50	2/4	50	1/2	50	2/2	100	2	11	13	4	1	1		1	1	28	9
12	MOON Jeonghyeon	12:01	1/4	25	1/1	100	0/3	0				1	1	3	1	1		1		15	2
15	KIM Jongkyu	15:49	7/7	100	6/6	100	1/1	100	3/4	75	2	8	10	1	4	2	1	4	4	14	18
20	RA Guna	20:16	6/11	55	6/8	75	0/3	0				9	9	3	1			1	1	24	12
23	JEON Seonghyun	15:15	2/8	25			2/8	25										2		9	6
23	LEE Seounghyun	25:15	2/6	33	2/4	50	0/2	0				3	3	8		3	1	2		21	4
Team/Coach											2	4	6					1			
Totals			38/74	51	26/37	70	12/37	32	7/10	70	8	44	52	37	10	10	2	17	8	40	95
Coach		CHOO Il Seung																			
Assistant Coach		LEE Huniae																			

INA - Indonesia

No.	Name	MIN	Field Goals		2 Points		3 Points		Free Throws		Rebounds			AS	TO	ST	BS	PF	FD	+/-	PTS
			M/A	%	M/A	%	M/A	%	M/A	%	OR	DR	TOT								
0	KOKODIPUTRA Juan Laurent	26:27	2/7	29	0/3	0	2/4	50			2	4	6	4	3			1	1	-25	6
3	YONGA Hendrick Xavi	7:58	0/4	0	0/3	0	0/1	0			1	1	2		1				1	-12	
7	MICHAEL Yesaya Alessandro	4:47	1/2	50	1/2	50														-2	2
9	BEANE JR Jerome Anthony (C)	20:55	2/10	20	2/6	33	0/4	0				4	4	3		4				-22	4
11	SAPUTERA Yudha	29:33	4/14	29	2/5	40	2/9	22	5/6	83		3	3	3	4			1	4	-30	15
12	NOOR Muhamad Arighi Hadran	19:20	2/7	29	2/4	50	0/3	0	1/2	50				1		1			1	-16	5
15	KOSASIH Vincent Rivaldi	26:38	3/8	38	3/8	38			2/4	50		9	9	1	2			1	5	-24	8
22	SANJAYA Kelvin	13:22	2/4	50	2/4	50			1/2	50				1				2	2	-16	5
24	GLORIA Karl Patrick Utarahman	1:22																		-2	
29	GEMILANG Kaleb Ramot	18:04	1/2	50	1/2	50			2/2	100		3	3		1	2			2	-20	4
33	RACHMAN Aldy Izzatur	13:33	1/2	50			1/2	50			2	1	3		1			2		-15	3
71	TEJA Widyanta Putra	18:01	1/9	11	0/7	0	1/2	50			1	2	3	4	2			1		-16	3
Team/Coach											3	3	6								
Totals			19/69	28	13/44	30	6/25	24	11/16	69	9	30	39	18	14	7	0	8	16	-40	55
Coach		PEIJIC Milos																			
Assistant Coach		WINAR Johannis																			
																			JATI Wahyu Widayat		

	KOR	INA
Points from Turnovers	13	3
Points in the Paint	42(21/28)75%	16(8/27)30%
Second Chance Points	6	0
Fast Break Points	23	4
Bench Points	41	18

	KOR	INA
Biggest Lead	41	0
Biggest Scoring Run	12-0(15-3)	4-0(45-29)
Lead Changes		1
Times Tied		1
Time Leading	39:34	0:00

Legend:					
%	Shooting Percentage	(C)	Captain	*	Game Starters
AS	Assists	BS	Blocked Shots	DNP	Did Not Play
FD	Fouls Drawn	M/A	Made / Attempts	MIN	Minutes Played
OR	Offensive Rebounds	PF	Fouls	PTS	Points
ST	Steals	TO	Turnovers	TOT	Total Rebounds
				+/-	Plus-Minus
				DR	Defensive Rebounds
				No.	Uniform Number
				Qx	Quarter Time

Results
比赛成绩

Game 5	JPN 95 vs 63 QAT		Game Duration: 1:46
Crew Chief: ALSALAM Mohamed Hasan Salman (BRN)	(33-13, 23-21, 18-7, 21-22)		Commissioner: KOOHIESFAHANI Sanam (IRI)
Umpires: DARAGHMA Anan A. H. (PLE); SONG Houlu (CHN)			
	Q1	Q2	Q3
JPN	33	23	18
QAT	13	21	7
	Q4		
	21		
	22		

JPN - Japan

No.	Name	MIN	Field Goals		2 Points		3 Points		Free Throws		Rebounds			AS	TO	ST	BS	PF	FD	+/-	PTS
			M/A	%	M/A	%	M/A	%	M/A	%	OR	DR	TOT								
0	TERASHIMA Ryo	18:22	6/10	60	4/6	67	2/4	50	8/9	89	2	2	2	2	2	3			5	22	22
*2	SAITO Takumi (C)	11:01	2/4	50	1/2	50	1/2	50				2	2	2	5	2	1			9	5
*6	AKAHO Raita	15:59	5/10	50	3/4	75	2/6	33	1/1	100				2				4	1	16	13
11	KUMAGAI Ko	16:34	2/3	67	1/1	100	1/2	50	3/3	100		1	1	5		1			3	5	8
12	NISHINO Yo	15:13	0/2	0	0/1	0	0/1	0				3	3	1	1	2	1	3		1	
14	SATO Takuma	16:17							2/2	100	5	6	11	2	1	2		3	3	21	2
15	ICHIKAWA Masato	18:56	3/7	43	2/3	67	1/4	25			1	2	3		1				23	7	
*21	HIRAIWA Gen	21:04	2/2	100	2/2	100			0/2	0	2	3	5	2	1			2	1	9	4
*25	KAWASHIMA Yuto	19:00	1/5	20	1/3	33	0/2	0			2	3	5	2	1	4		5		24	2
29	HOSOKAWA Kazuki	16:18	5/15	33	0/3	0	5/12	42								2				19	15
*30	IMAMURA Keita	15:00	5/8	63	2/2	100	3/6	50	4/7	57		2	2	3		1	1	2	5	12	17
44	YONEYAMA Java Eo	16:16	0/4	0	0/2	0	0/2	0			2	1	3	1	2			1		-1	
Team/Coach																					
Totals			31/70	44	16/29	55	15/41	37	18/24	75	18	24	42	25	13	16	2	21	18	32	95
Coach			GAINES Corey Yasuto																		
Assistant Coach			TOMIYAMA Shinji																		

QAT - Qatar

No.	Name	MIN	Field Goals		2 Points		3 Points		Free Throws		Rebounds			AS	TO	ST	BS	PF	FD	+/-	PTS
			M/A	%	M/A	%	M/A	%	M/A	%	OR	DR	TOT								
2	TALLA Gueye	DNP																			
3	DARWISH Mahmoud	DNP																			
*5	NDOYE Elhadji	24:58	5/7	71	5/7	71			5/8	63		6	6		1			2	7	-26	15
6	MUSLIC Nedim	24:05	2/7	29	2/4	50	0/3	0	2/3	67	1	2	3	2	2	1	1	2	3	-17	6
10	MOUSA Abdullah	12:36	1/4	25	1/1	100	0/3	0				1	1					1		-7	2
*11	HAJAR Ghassan	16:14	1/3	33	0/1	0	1/2	50				3	3	1	4	1		3	1	-12	3
12	HARACIC Meho	16:55	2/5	40	1/3	33	1/2	50			1		1	2	5					-10	5
*23	DIENG Babakar	22:56	3/8	38	1/5	20	2/3	67	1/1	100		3	3		6	2		1		-28	9
24	NDAO Mohamed	15:33	3/7	43	3/6	50	0/1	0			3		3	1	1	1		3		-10	6
*25	ABDELBASET Khaled	22:46	2/5	40	2/3	67	0/2	0	5/5	100		1	1		1				5	-20	9
44	ADVIC Faris (C)	29:10	2/5	40	2/4	50	0/1	0	2/4	50	2	4	6	3	2		2	2	3	-19	6
*55	LASHIN Moustafa	14:32	0/1	0	0/1	0			2/2	100		2	2	1	1			4	1	-11	2
Team/Coach																					
Totals			21/52	40	17/35	49	4/17	24	17/23	74	12	26	38	10	24	5	1	18	20	-32	63
Coach			ATHANASIOS Skourtopoulos																		
Assistant Coach			STAVROS Mvkoniatis																		

	JPN	QAT
Points from Turnovers	29	10
Points in the Paint	32(16/25)64%	30(15/26)58%
Second Chance Points	14	9
Fast Break Points	20	7
Bench Points	54	21

	JPN	QAT
Biggest Lead	38	0
Biggest Scoring Run	10-0(74-39)	6-0(74-45)
Lead Changes		1
Times Tied		0
Time Leading	39:13	0:00

Legend:					
%	Shooting Percentage	(C)	Captain	*	Game Starters
AS	Assists	BS	Blocked Shots	DNP	Did Not Play
FD	Fouls Drawn	M/A	Made / Attempts	MIN	Minutes Played
OR	Offensive Rebounds	PF	Fouls	PTS	Points
ST	Steals	TO	Turnovers	TOT	Total Rebounds
				+/-	Plus-Minus
				DR	Defensive Rebounds
				No.	Uniform Number
				Qx	Quarter Time



Cumulative Statistics

累计数据统计

As of MON 2 OCT 2023 at 22:13

BRN - Bahrain

After 4 Games

Player Totals

No.	Name	GP	TP	Field Goals		2 Points		3 Points		Free Throws		Rebounds			AS	TO	ST	BS	PF	FD	+/-	PTS
				M/A	%	M/A	%	M/A	%	M/A	%	OR	DR	TOT								
1	BUALLAY Mohamed Yaqoob Yusuf	4	1:38:26	7/13	54	4/6	67	3/7	43	6/9	67	2	8	10	8	12	3		5	6	-41	23
2	CHISM Devon Dwayne Lamont(C)	4	1:51:34	21/46	46	19/38	50	2/8	25	11/16	69	9	43	52	6	9	6	3	13	14	-27	55
6	RASHED Ali Husain Ali Ahmed	4	60:18	8/20	40	6/9	67	2/11	18	3/3	100	2	1	3	4	6	5		7	3	-45	21
7	ALMOATHIN Maitham Jameel A. Mahdi	4	1:25:47	14/41	34	8/15	53	6/26	23	9/10	90	2	7	9	13	11	6	1	9	10	-21	43
8	KADHEM Sayed Mohamed Hameed	4	22:08	1/4	25	1/3	33	0/1	0				1	1	1		1		4	1	-5	2
11	RASHED Mustafa Husain Ali Ahmed	4	1:34:40	15/53	28	5/20	25	10/33	30	10/11	91	1	9	10	10	4			4	13	-36	50
15	MELAD Ali Aqeel Isa Abdulrasool	4	1:18:30	7/18	39	0/5	0	7/13	54	3/4	75	2	4	6	6	9	4		5	11	-5	24
17	ALHADDAD Ali Jaber Hasan Jasim	4	1:30:29	4/25	16	4/19	21	0/6	0	2/5	40	6	3	9	3	5	5	1	11	7	-2	10
23	HAMODA Mohammed Ameer Mohammed	4	1:13:54	8/19	42	3/6	50	5/13	39	1/2	50	6	13	19	1	6	4	1	11	3	-55	22
24	HAMODA Muzamil Ameer Mohammed	4	0:00																			
34	HASAN Ali Hasan Shukralla	4	36:12	2/7	29	2/7	29			0/2	0	5	5	10	7	4	5		7	5	-12	4
99	ALHASSAN Alwatheq Ali Sidahmed	4	48:03	8/16	50	8/11	73	0/5	0	0/1	0	7	6	13	1	4			10	3	-16	16
Team/Coach													20	6	26		3					1
Totals				95/262	36	60/139	43	35/123	29	45/63	71	62	106	168	60	79	43	6	87	76	-53	270
Opponents				115/252	46	87/155	56	28/97	29	65/99	66	59	119	178	85	68	46	15	77	85	53	323

Team Totals

	BRN	Opponents
Points from Turnovers	68	156
Points in the Paint	104(52/107)49%	156(78/135)58%
Second Chance Points	43	44
Fast Break Points	52	72
Bench Points	104	104

Player Averages

No.	Name	GP	MPG	Field Goals		2 Points		3 Points		Free Throws		Rebounds			AS	TO	ST	BS	PF	FD	+/-	PTS
				M/A	%	M/A	%	M/A	%	M/A	%	OR	DR	TOT								
1	BUALLAY Mohamed Yaqoob Yusuf	4	24:36	1.8/3.3	54	1.0/1.5	67	3/7	43	1.5/2.3	67	0.5	2.0	2.5	2.0	3.0	0.8		1.3	1.5	-10.3	5.8
2	CHISM Devon Dwayne Lamont(C)	4	27:53	5.3/11.5	46	4.8/9.5	50	2/8	25	2.8/4.0	69	2.3	10.8	13.0	1.5	2.3	1.5	0.8	3.3	3.5	-6.8	13.8
6	RASHED Ali Husain Ali Ahmed	4	15:04	2.0/5.0	40	1.5/2.3	67	2/11	18	0.8/0.8	100	0.5	0.3	0.8	1.0	1.5	1.3		1.8	0.8	-11.3	5.3
7	ALMOATHIN Maitham Jameel A. Mahdi	4	21:26	3.5/10.3	34	2.0/3.8	53	6/26	23	2.3/2.5	90	0.5	1.8	2.3	3.3	2.8	1.5	0.3	2.3	2.5	-5.3	10.8
8	KADHEM Sayed Mohamed Hameed	4	5:32	0.3/1.0	25	0.3/0.8	33	0/1	0				0.3	0.3	0.3		0.3		1.0	0.3	-1.3	0.5
11	RASHED Mustafa Husain Ali Ahmed	4	23:40	3.8/13.3	28	1.3/5.0	25	10/33	30	2.5/2.8	91	0.3	2.3	2.5	2.5	2.5	1.0		1.0	3.3	-9.0	12.5
15	MELAD Ali Aqeel Isa Abdulrasool	4	19:37	1.8/4.5	39	0.0/1.3	0	7/13	54	0.8/1.0	75	0.5	1.0	1.5	1.5	2.3	1.0		1.3	2.8	-1.3	6.0
17	ALHADDAD Ali Jaber Hasan Jasim	4	22:37	1.0/6.3	16	1.0/4.8	21	0/6	0	0.5/1.3	40	1.5	0.8	2.3	0.8	1.3	1.3	0.3	2.8	1.8	-0.5	2.5
23	HAMODA Mohammed Ameer Mohammed	4	18:28	2.0/4.8	42	0.8/1.5	50	5/13	39	0.3/0.5	50	1.5	3.3	4.8	0.3	1.5	1.0	0.3	2.8	0.8	-13.8	5.5
24	HAMODA Muzamil Ameer Mohammed	4	0:00																			
34	HASAN Ali Hasan Shukralla	4	9:03	0.5/1.8	29	0.5/1.8	29			0.0/0.5	0	1.3	1.3	2.5	1.8	1.0	1.3		1.8	1.3	-3.0	1.0
99	ALHASSAN Alwatheq Ali Sidahmed	4	12:00	2.0/4.0	50	2.0/2.8	73	0/5	0	0.0/0.3	0	1.8	1.5	3.3	0.3	1.0			2.5	0.8	-4.0	4.0
Team/Coach												5.0	1.5	6.5		0.8						0.3
Totals				23.8/65.5	36	15.0/34.8	43	8.8/30.8	29	11.3/15.8	71	15.5	26.5	42.0	15.0	19.8	10.8	1.5	21.8	19.0	-13.3	67.5
Opponents				28.8/63.0	46	21.8/38.8	56	7.0/24.3	29	16.3/24.8	66	14.8	29.8	44.5	21.3	17.0	11.5	3.8	19.3	21.3	13.3	80.8

Team Averages

	BRN	Opponents
Points from Turnovers	17.0	21.8
Points in the Paint	26.0	39.0
Second Chance Points	10.8	11.0
Fast Break Points	13.0	18.0
Bench Points	26.0	26.0



Cumulative Statistics

累计数据统计

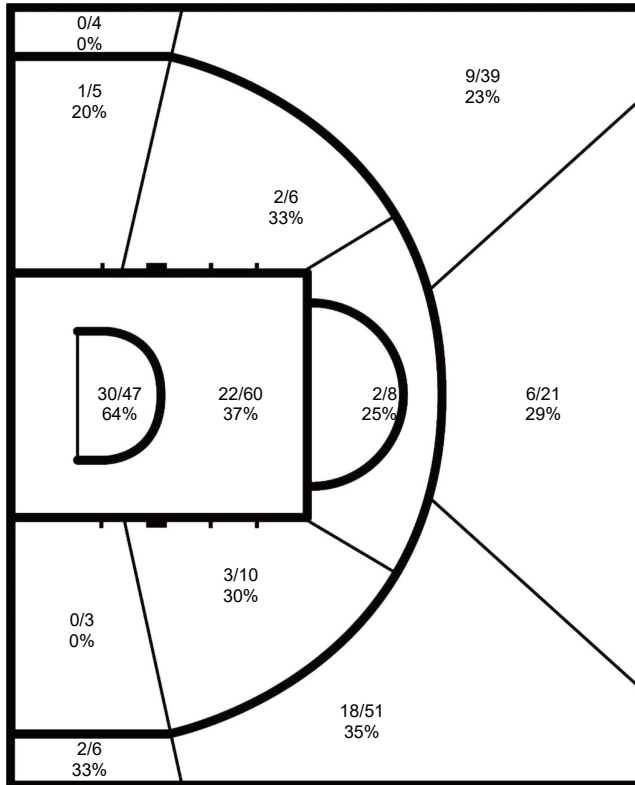
As of MON 2 OCT 2023 at 22:13

BRN - Bahrain

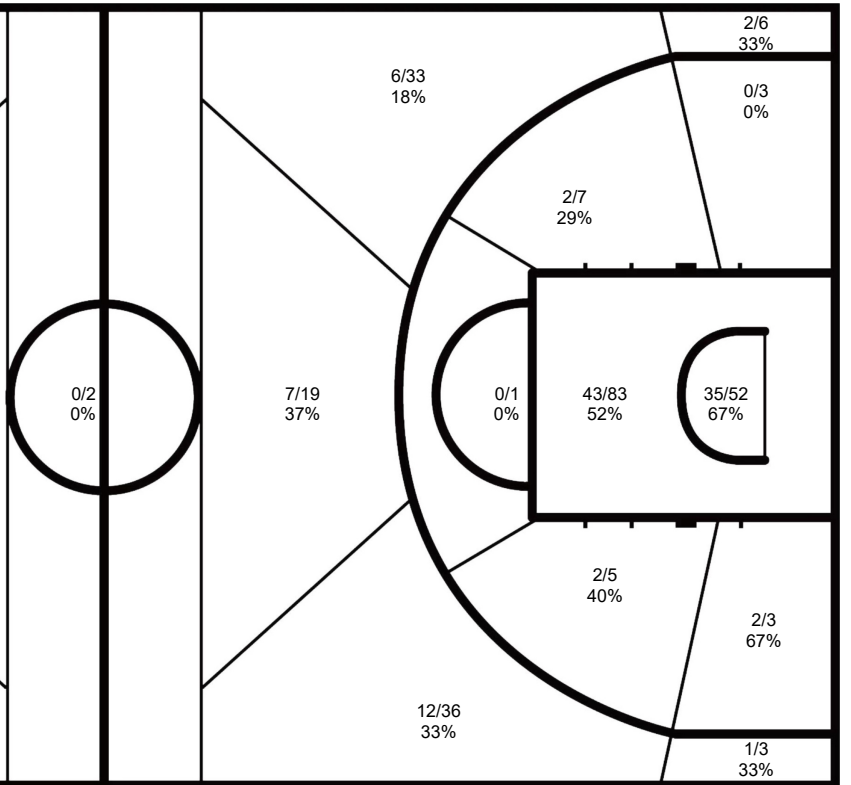
After 4 Games

Phase	BRN Played	Score		Field Goals		2 Points		3 Points		Free Throws		Rebounds			AS	TO	ST	BS	PF	FD
				M/A	%	M/A	%	M/A	%	M/A	%	OR	DR	TOT						
Preliminary Round Group C	PHI	61-89	For	19/64	30	7/26	27	12/38	32	11/15	73	14	24	38	11	19	9	3	24	20
			Agn.	30/65	46	23/44	52	7/21	33	22/29	76	17	35	52	24	16	11	3	20	24
Preliminary Round Group C	JOR	60-84	For	19/69	28	9/37	24	10/32	31	12/15	80	16	25	41	14	18	11	0	25	16
			Agn.	30/62	48	23/41	56	7/21	33	17/28	61	16	36	52	25	17	10	8	17	24
Preliminary Round Group C	THA	76-62	For	28/67	42	18/38	47	10/29	35	10/17	59	19	31	50	22	19	15	1	20	19
			Agn.	22/58	38	17/32	53	5/26	19	13/21	62	12	26	38	12	21	11	2	19	20
Qualifications to Quarterfinals	KOR	73-88	For	29/62	47	26/38	68	3/24	13	12/16	75	13	26	39	13	23	8	2	18	21
			Agn.	33/67	49	24/38	63	9/29	31	13/21	62	14	22	36	24	14	14	2	21	17

BRN - Bahrain



Opponents



BRN	M/A	%
Field Goals	95/262	36
2 Points	60/139	43
3 Points	35/123	29
Free Throws	45/63	71

%	M/A	Opponents
46	115/252	Field Goals
56	87/155	2 Points
29	28/97	3 Points
66	65/99	Free Throws



Cumulative Statistics

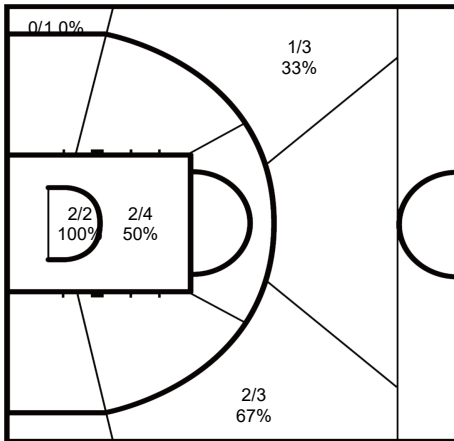
累计数据统计

As of MON 2 OCT 2023 at 22:13

BRN - Bahrain

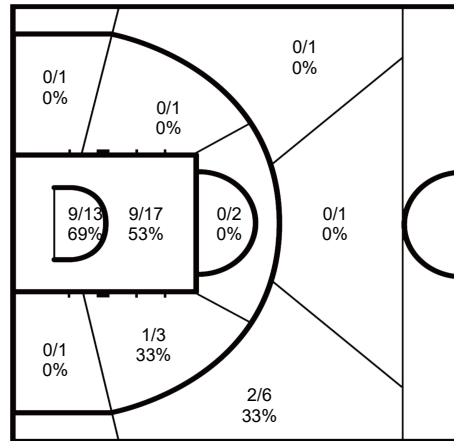
After 4 Games

1 BUALLAY Mohamed Yaqoob Yusuf



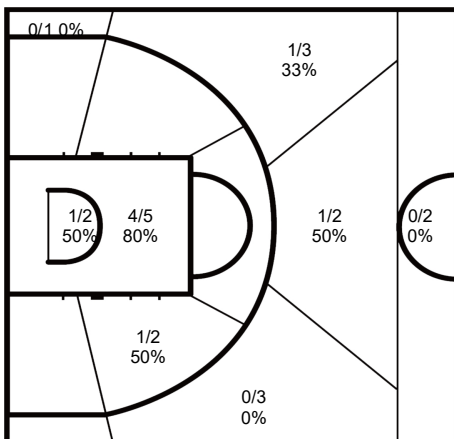
	M/A	%
Field Goals	7/13	54
2 Points	4/6	67
3 Points	3/7	43
Free Throws	6/9	67

2 CHISM Devon Dwayne Lamont



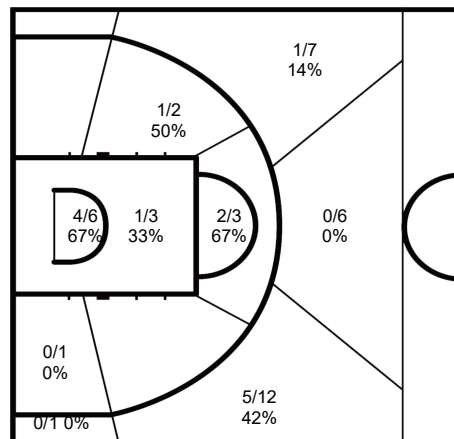
	M/A	%
Field Goals	21/46	46
2 Points	19/38	50
3 Points	2/8	25
Free Throws	11/16	69

6 RASHED Ali Husain Ali Ahmed



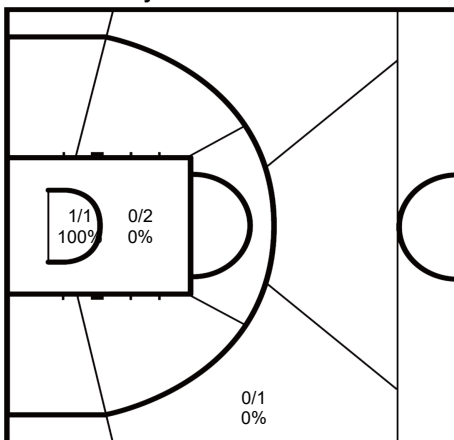
	M/A	%
Field Goals	8/20	40
2 Points	6/9	67
3 Points	2/11	18
Free Throws	3/3	100

7 ALMOATHIN Maitham Jameel A.Mahdi



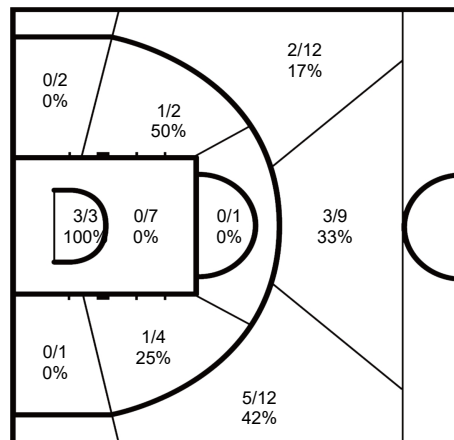
	M/A	%
Field Goals	14/41	34
2 Points	8/15	53
3 Points	6/26	23
Free Throws	9/10	90

8 KADHEM Sayed Mohamed Hameed



	M/A	%
Field Goals	1/4	25
2 Points	1/3	33
3 Points	0/1	0
Free Throws		

11 RASHED Mustafa Husain Ali Ahmed



	M/A	%
Field Goals	15/53	28
2 Points	5/20	25
3 Points	10/33	30
Free Throws	10/11	91

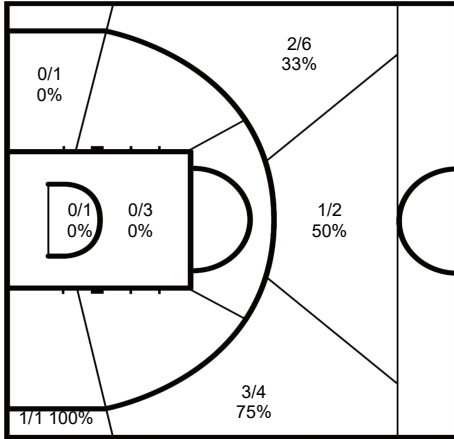


Cumulative Statistics

累计数据统计

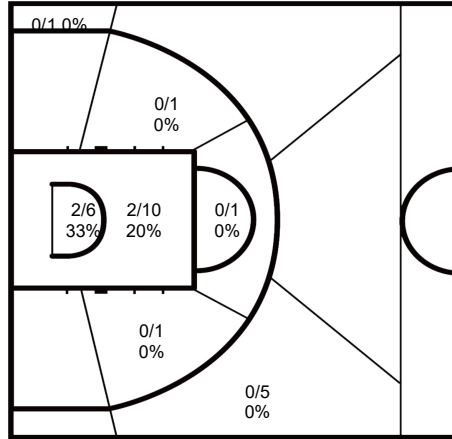
As of MON 2 OCT 2023 at 22:13

15 MELAD Ali Aqeel Isa Abdulrasool



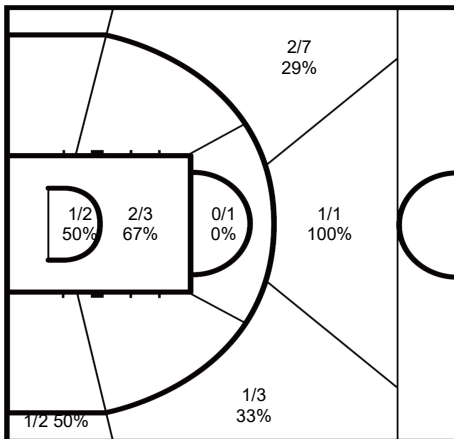
	M/A	%
Field Goals	7/18	39
2 Points	0/5	0
3 Points	7/13	54
Free Throws	3/4	75

17 ALHADDAD Ali Jaber Hasan Jasim



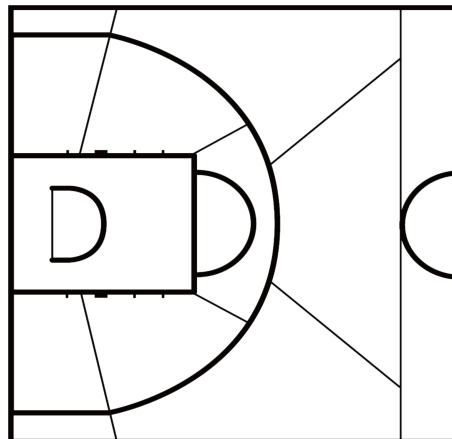
	M/A	%
Field Goals	4/25	16
2 Points	4/19	21
3 Points	0/6	0
Free Throws	2/5	40

23 HAMODA Mohammed Ameer Mohammed



	M/A	%
Field Goals	8/19	42
2 Points	3/6	50
3 Points	5/13	39
Free Throws	1/2	50

24 HAMODA Muzamil Ameer Mohammed



	M/A	%
Field Goals		
2 Points		
3 Points		
Free Throws		

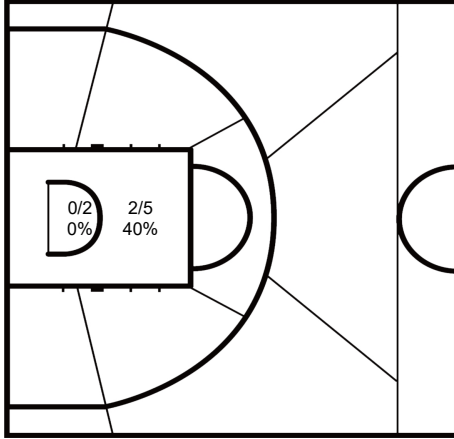


Cumulative Statistics

累计数据统计

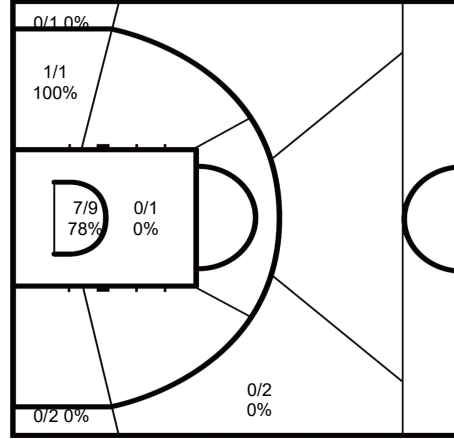
As of MON 2 OCT 2023 at 22:13

34 HASAN Ali Hasan Shukralla



	M/A	%
Field Goals	2/7	29
2 Points	2/7	29
3 Points		
Free Throws	0/2	0

99 ALHASSAN Alwatheq Ali Sidahmed



	M/A	%
Field Goals	8/16	50
2 Points	8/11	73
3 Points	0/5	0
Free Throws	0/1	0

Legend:

%	Shooting Percentage	(C)	Captain	+/-	Plus-Minus	Agn.	Against
AS	Assists	BS	Blocked Shots	DR	Defensive Rebounds	DSQ	Disqualified
FD	Fouls Drawn	GP	Games Played	M/A	Made/Attempts	MPG	Minutes Played per Game
No.	Uniform Number	OR	Offensive Rebounds	PF	Fouls	PPG	Points per Game
PTS	Points	ST	Steals	TO	Turnovers	TOT	Total Rebounds
TP	Time Played						



Cumulative Statistics

累计数据统计

As of FRI 6 OCT 2023 at 17:48

CHN - China

After 6 Games

Player Totals

No.	Name	GP	TP	Field Goals		2 Points		3 Points		Free Throws		Rebounds			AS	TO	ST	BS	PF	FD	+/-	PTS
				M/A	%	M/A	%	M/A	%	M/A	%	OR	DR	TOT								
3	HU Mingxuan	6	1:55:24	18/41	44	12/20	60	6/21	29	7/9	78	3	16	19	13	4	3		9	8	70	49
4	ZHAO Jiwei(C)	6	2:01:04	22/41	54	6/12	50	16/29	55	6/10	60	5	16	21	31	14	7		15	19	87	66
6	CHENG Shuaipeng	6	1:07:00	8/19	42	4/7	57	4/12	33	5/8	63	4	4	8	7	3	3		5	8	51	25
10	ZHAO Rui	6	2:16:18	22/44	50	14/26	54	8/18	44	5/6	83	2	23	25	24	16	5		13	7	54	57
14	FU Hao	6	22:35	2/9	22	1/4	25	1/5	20			1	4	5	2				3		13	5
16	YU Jiahao	6	41:41	9/10	90	9/10	90			0/1	0	2	12	14	4	2	1	2	1	2	40	18
18	DU Runwang	6	1:56:03	18/41	44	4/7	57	14/34	41			4	13	17	10	5	4	1	13	3	49	50
19	CUI Yongxi	6	1:59:28	23/39	59	17/24	71	6/15	40	4/7	57	5	16	21	6	6	4	3	8	5	78	56
21	HU Jinqiu	6	2:07:11	32/45	71	32/45	71			8/12	67	13	18	31	8	7	1	5	6	9	109	72
26	ZHU Junlong	6	2:00:39	8/23	35	4/9	44	4/14	29	10/13	77	3	25	28	6	3	6	2	14	10	92	30
31	WANG Zhelin	6	1:09:59	15/26	58	15/26	58			9/18	50	13	13	26	3	6	3	2	10	15	-6	39
77	ZHANG Zhenlin	6	2:19:58	27/65	42	21/41	51	6/24	25	7/12	58	8	30	38	14	10	10	8	9	12	88	67
Team/Coach												26	7	33		5			2			
Totals				204/403	51	139/231	60	65/172	38	61/96	64	89	197	286	128	81	47	23	108	98	145	534
Opponents				146/394	37	99/233	43	47/161	29	50/86	58	80	139	219	88	88	41	10	99	104	-145	389

Team Totals

	CHN	Opponents
Points from Turnovers	104	156
Points in the Paint	256(128/200)64%	156(78/165)47%
Second Chance Points	90	53
Fast Break Points	122	64
Bench Points	260	127

Player Averages

No.	Name	GP	MPG	Field Goals		2 Points		3 Points		Free Throws		Rebounds			AS	TO	ST	BS	PF	FD	+/-	PTS
				M/A	%	M/A	%	M/A	%	M/A	%	OR	DR	TOT								
3	HU Mingxuan	6	19:14	3.0/6.8	44	2.0/3.3	60	6/21	29	1.2/1.5	78	0.5	2.7	3.2	2.2	0.7	0.5		1.5	1.3	11.7	8.2
4	ZHAO Jiwei(C)	6	20:10	3.7/6.8	54	1.0/2.0	50	16/29	55	1.0/1.7	60	0.8	2.7	3.5	5.2	2.3	1.2		2.5	3.2	14.5	11.0
6	CHENG Shuaipeng	6	11:10	1.3/3.2	42	0.7/1.2	57	4/12	33	0.8/1.3	63	0.7	0.7	1.3	1.2	0.5	0.5		0.8	1.3	8.5	4.2
10	ZHAO Rui	6	22:43	3.7/7.3	50	2.3/4.3	54	8/18	44	0.8/1.0	83	0.3	3.8	4.2	4.0	2.7	0.8		2.2	1.2	9.0	9.5
14	FU Hao	6	3:45	0.3/1.5	22	0.2/0.7	25	1/5	20			0.2	0.7	0.8	0.3				0.5		2.2	0.8
16	YU Jiahao	6	6:56	1.5/1.7	90	1.5/1.7	90			0.0/0.2	0	0.3	2.0	2.3	0.7	0.3	0.2	0.3	0.2	0.3	6.7	3.0
18	DU Runwang	6	19:20	3.0/6.8	44	0.7/1.2	57	14/34	41			0.7	2.2	2.8	1.7	0.8	0.7	0.2	2.2	0.5	8.2	8.3
19	CUI Yongxi	6	19:54	3.8/6.5	59	2.8/4.0	71	6/15	40	0.7/1.2	57	0.8	2.7	3.5	1.0	1.0	0.7	0.5	1.3	0.8	13.0	9.3
21	HU Jinqiu	6	21:11	5.3/7.5	71	5.3/7.5	71			1.3/2.0	67	2.2	3.0	5.2	1.3	1.2	0.2	0.8	1.0	1.5	18.2	12.0
26	ZHU Junlong	6	20:06	1.3/3.8	35	0.7/1.5	44	4/14	29	1.7/2.2	77	0.5	4.2	4.7	1.0	0.5	1.0	0.3	2.3	1.7	15.3	5.0
31	WANG Zhelin	6	11:39	2.5/4.3	58	2.5/4.3	58			1.5/3.0	50	2.2	2.2	4.3	0.5	1.0	0.5	0.3	1.7	2.5	-1.0	6.5
77	ZHANG Zhenlin	6	23:19	4.5/10.8	42	3.5/6.8	51	6/24	25	1.2/2.0	58	1.3	5.0	6.3	2.3	1.7	1.7	1.3	1.5	2.0	14.7	11.2
Team/Coach												4.3	1.2	5.5		0.8			0.3			
Totals				34.0/67.2	51	23.2/38.5	60	10.8/28.7	38	10.2/16.0	64	14.8	32.8	47.7	21.3	13.5	7.8	3.8	18.0	16.3	24.2	89.0
Opponents				24.3/65.7	37	16.5/38.8	43	7.8/26.8	29	8.3/14.3	58	13.3	23.2	36.5	14.7	14.7	6.8	1.7	16.5	17.3	-24.2	64.8

Team Averages

	CHN	Opponents
Points from Turnovers	17.3	12.8
Points in the Paint	42.7	26.0
Second Chance Points	15.0	8.8
Fast Break Points	20.3	10.7
Bench Points	43.3	21.2



Cumulative Statistics

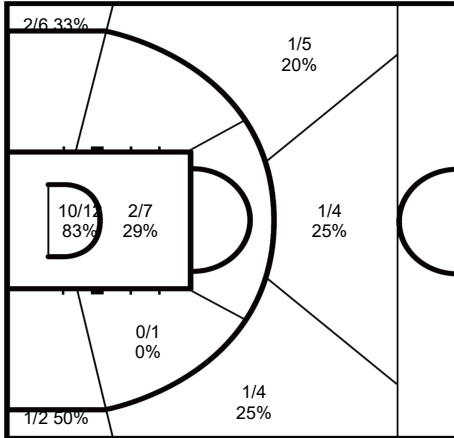
累计数据统计

As of FRI 6 OCT 2023 at 17:48

CHN - China

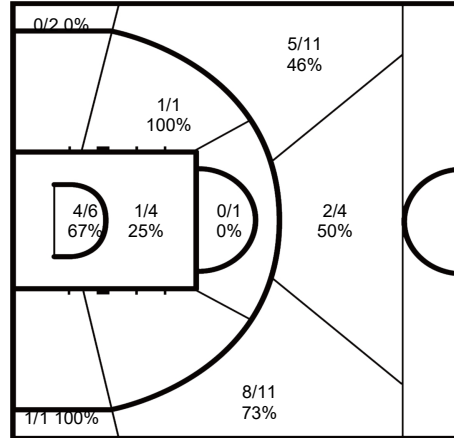
After 6 Games

3 HU Mingxuan



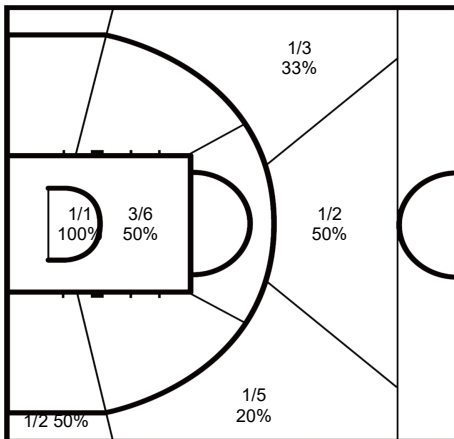
	M/A	%
Field Goals	18/41	44
2 Points	12/20	60
3 Points	6/21	29
Free Throws	7/9	78

4 ZHAO Jiwei



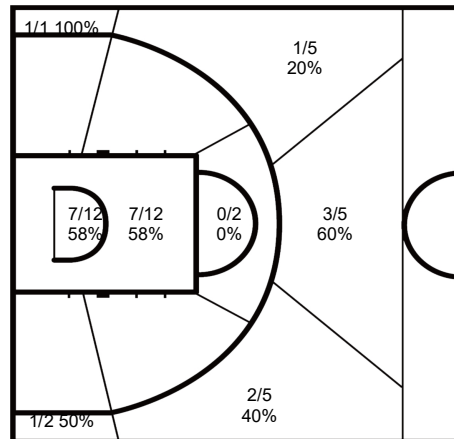
	M/A	%
Field Goals	22/41	54
2 Points	6/12	50
3 Points	16/29	55
Free Throws	6/10	60

6 CHENG Shuaipeng



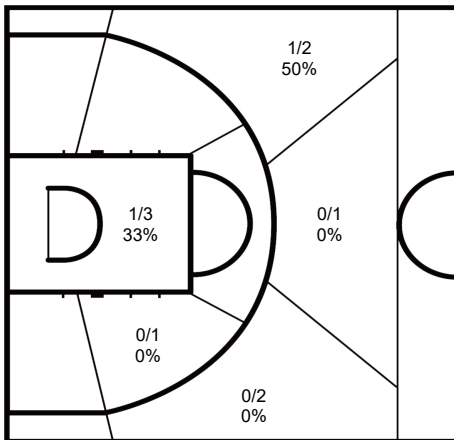
	M/A	%
Field Goals	8/19	42
2 Points	4/7	57
3 Points	4/12	33
Free Throws	5/8	63

10 ZHAO Rui



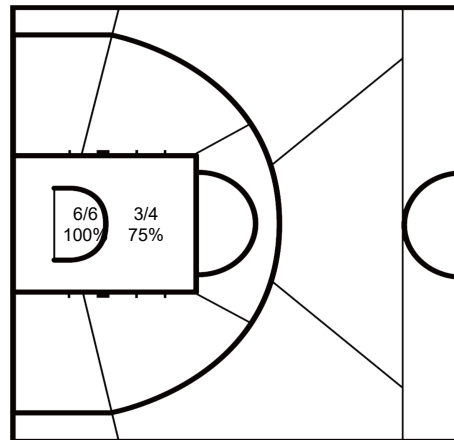
	M/A	%
Field Goals	22/44	50
2 Points	14/26	54
3 Points	8/18	44
Free Throws	5/6	83

14 FU Hao



	M/A	%
Field Goals	2/9	22
2 Points	1/4	25
3 Points	1/5	20
Free Throws		

16 YU Jiahao



	M/A	%
Field Goals	9/10	90
2 Points	9/10	90
3 Points		
Free Throws	0/1	0

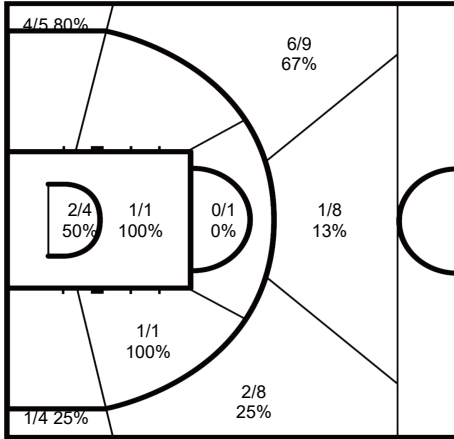


Cumulative Statistics

累计数据统计

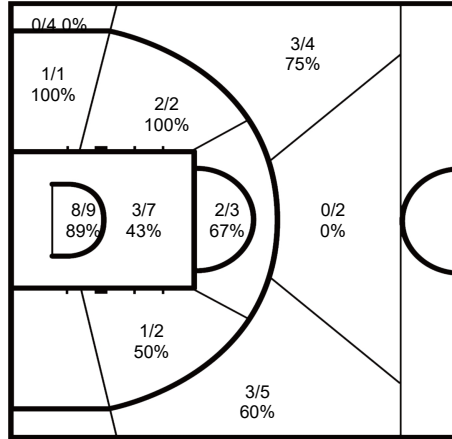
As of FRI 6 OCT 2023 at 17:48

18 DU Runwang



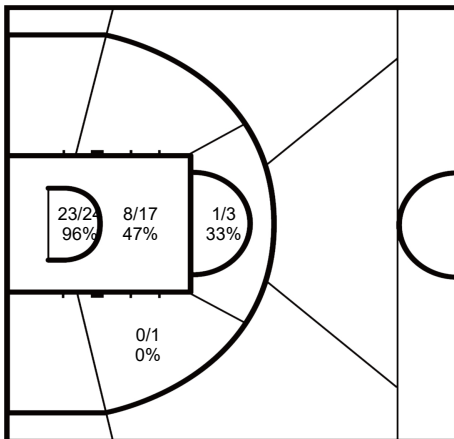
	M/A	%
Field Goals	18/41	44
2 Points	4/7	57
3 Points	14/34	41
Free Throws		

19 CUI Yongxi



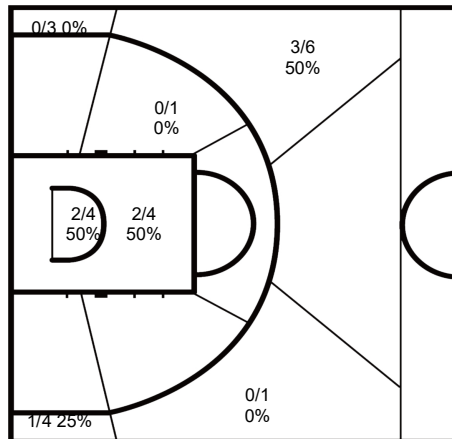
	M/A	%
Field Goals	23/39	59
2 Points	17/24	71
3 Points	6/15	40
Free Throws	4/7	57

21 HU Jinqiu



	M/A	%
Field Goals	32/45	71
2 Points	32/45	71
3 Points		
Free Throws	8/12	67

26 ZHU Junlong



	M/A	%
Field Goals	8/23	35
2 Points	4/9	44
3 Points	4/14	29
Free Throws	10/13	77

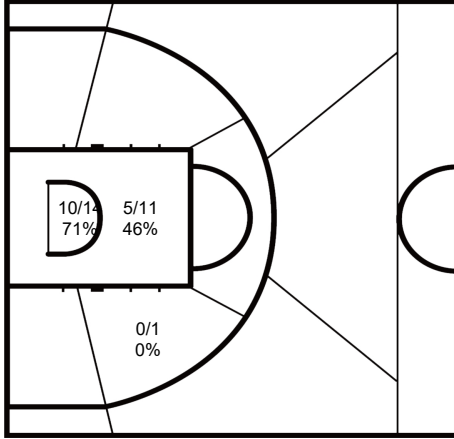


Cumulative Statistics

累计数据统计

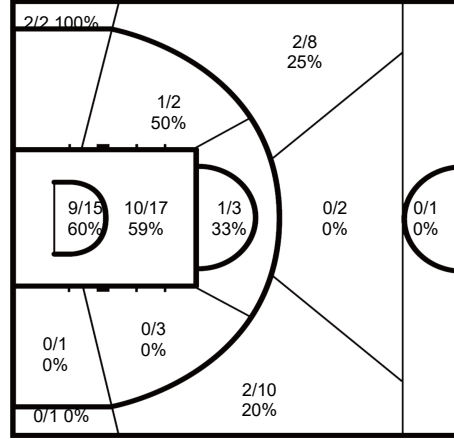
As of FRI 6 OCT 2023 at 17:48

31 WANG Zhelin



	M/A	%
Field Goals	15/26	58
2 Points	15/26	58
3 Points		
Free Throws	9/18	50

77 ZHANG Zhenlin



	M/A	%
Field Goals	27/65	42
2 Points	21/41	51
3 Points	6/24	25
Free Throws	7/12	58

Legend:

%	Shooting Percentage	(C)	Captain	+/-	Plus-Minus	Agn.	Against
AS	Assists	BS	Blocked Shots	DR	Defensive Rebounds	DSQ	Disqualified
FD	Fouls Drawn	GP	Games Played	M/A	Made/Attempts	MPG	Minutes Played per Game
No.	Uniform Number	OR	Offensive Rebounds	PF	Fouls	PPG	Points per Game
PTS	Points	ST	Steals	TO	Turnovers	TOT	Total Rebounds
TP	Time Played						

Timing and Results provided by Bornan

Cumulative Statistics

累计数据统计

As of MON 2 OCT 2023 at 13:45

HKG - Hong Kong, China

After 4 Games

Player Totals

No.	Name	GP	TP	Field Goals		2 Points		3 Points		Free Throws		Rebounds			AS	TO	ST	BS	PF	FD	+/-	PTS
				M/A	%	M/A	%	M/A	%	M/A	%	OR	DR	TOT								
6	LEUNG Shiu Wah	4	1:06:59	4/18	22	2/11	18	2/7	29	1/3	33	1	10	11	9	7	2		6	5	-18	11
7	LEE Ki	4	1:14:18	12/31	39	2/4	50	10/27	37	8/8	100	1	8	9	6	7	1		9	6	-16	42
8	CHAN Siu Wing	4	1:11:21	0/7	0	0/3	0	0/4	0			3	4	7	10	6	3		4	4	-14	
10	YANG Ricky	4	1:05:59	6/16	38	5/11	46	1/5	20	1/4	25		6	6	15	9	5	1	5	5	-58	14
13	POK Yuet Yeung	4	52:46	7/14	50	7/14	50			3/5	60	2	7	9	1	6		1	5	3	-36	17
14	TANG Chi Hang	4	37:13	0/3	0	0/2	0	0/1	0			4	3	7	5	3	1		4		-40	
16	XU Adam	4	1:03:33	8/22	36	7/19	37	1/3	33	1/4	25	1	10	11	3	5	3	1	8	6	-53	18
23	LEUNG Ka Hin Marco	4	49:50	9/26	35	1/6	17	8/20	40	3/4	75	1	3	4	2	4		2	1	-15	29	
24	XU Oliver	4	1:09:56	12/26	46	10/21	48	2/5	40	1/1	100	2	5	7	9	6	2	1	7	2	-30	27
27	TSAI Choi Kwan	4	1:32:30	11/25	44	6/10	60	5/15	33	5/7	71	1	6	7	4	5	2		6	5	-55	32
33	REID Duncan Overbeck(C)	4	1:44:40	17/39	44	16/29	55	1/10	10	5/7	71	3	26	29	5	4	1	1	5	5	-61	40
35	YIP Yiu Pong	4	50:15	7/14	50	7/14	50			9/14	64	7	9	16	3	5	2	3	3	11	-12	23
Team/Coach												16	9	25		6						
Totals				93/241	39	63/144	44	30/97	31	37/57	65	42	106	148	72	73	22	8	64	53	-82	253
Opponents				130/286	46	91/158	58	39/128	31	36/58	62	67	122	189	89	48	37	9	55	63	82	335

Team Totals

	HKG	Opponents
Points from Turnovers	41	152
Points in the Paint	110(55/105)52%	152(76/120)63%
Second Chance Points	32	58
Fast Break Points	65	53
Bench Points	104	133

Player Averages

No.	Name	GP	MPG	Field Goals		2 Points		3 Points		Free Throws		Rebounds			AS	TO	ST	BS	PF	FD	+/-	PTS
				M/A	%	M/A	%	M/A	%	M/A	%	OR	DR	TOT								
6	LEUNG Shiu Wah	4	16:44	1.0/4.5	22	0.5/2.8	18	2/7	29	0.3/0.8	33	0.3	2.5	2.8	2.3	1.8	0.5		1.5	1.3	-4.5	2.8
7	LEE Ki	4	18:34	3.0/7.8	39	0.5/1.0	50	10/27	37	2.0/2.0	100	0.3	2.0	2.3	1.5	1.8	0.3		2.3	1.5	-4.0	10.5
8	CHAN Siu Wing	4	17:50	0.0/1.8	0	0.0/0.8	0	0/4	0			0.8	1.0	1.8	2.5	1.5	0.8		1.0	1.0	-3.5	
10	YANG Ricky	4	16:29	1.5/4.0	38	1.3/2.8	46	1/5	20	0.3/1.0	25		1.5	1.5	3.8	2.3	1.3	0.3	1.3	1.3	-14.5	3.5
13	POK Yuet Yeung	4	13:11	1.8/3.5	50	1.8/3.5	50			0.8/1.3	60	0.5	1.8	2.3	0.3	1.5		0.3	1.3	0.8	-9.0	4.3
14	TANG Chi Hang	4	9:18	0.0/0.8	0	0.0/0.5	0	0/1	0			1.0	0.8	1.8	1.3	0.8	0.3		1.0		-10.0	
16	XU Adam	4	15:53	2.0/5.5	36	1.8/4.8	37	1/3	33	0.3/1.0	25	0.3	2.5	2.8	0.8	1.3	0.8	0.3	2.0	1.5	-13.3	4.5
23	LEUNG Ka Hin Marco	4	12:27	2.3/6.5	35	0.3/1.5	17	8/20	40	0.8/1.0	75	0.3	0.8	1.0	0.5	1.0		0.5	0.3	-3.8	7.3	
24	XU Oliver	4	17:29	3.0/6.5	46	2.5/5.3	48	2/5	40	0.3/0.3	100	0.5	1.3	1.8	2.3	1.5	0.5	0.3	1.8	0.5	-7.5	6.8
27	TSAI Choi Kwan	4	23:07	2.8/6.3	44	1.5/2.5	60	5/15	33	1.3/1.8	71	0.3	1.5	1.8	1.0	1.3	0.5		1.5	1.3	-13.8	8.0
33	REID Duncan Overbeck(C)	4	26:10	4.3/9.8	44	4.0/7.3	55	1/10	10	1.3/1.8	71	0.8	6.5	7.3	1.3	1.0	0.3	0.3	1.3	1.3	-15.3	10.0
35	YIP Yiu Pong	4	12:33	1.8/3.5	50	1.8/3.5	50			2.3/3.5	64	1.8	2.3	4.0	0.8	1.3	0.5	0.8	0.8	2.8	-3.0	5.8
Team/Coach												4.0	2.3	6.3		1.5						
Totals				23.3/60.3	39	15.8/36.0	44	7.5/24.3	31	9.3/14.3	65	10.5	26.5	37.0	18.0	18.3	5.5	2.0	16.0	13.3	-20.5	63.3
Opponents				32.5/71.5	46	22.8/39.5	58	9.8/32.0	31	9.0/14.5	62	16.8	30.5	47.3	22.3	12.0	9.3	2.3	13.8	15.8	20.5	83.8

Team Averages

	HKG	Opponents
Points from Turnovers	10.3	19.0
Points in the Paint	27.5	38.0
Second Chance Points	8.0	14.5
Fast Break Points	16.3	13.3
Bench Points	26.0	33.3



Cumulative Statistics

累计数据统计

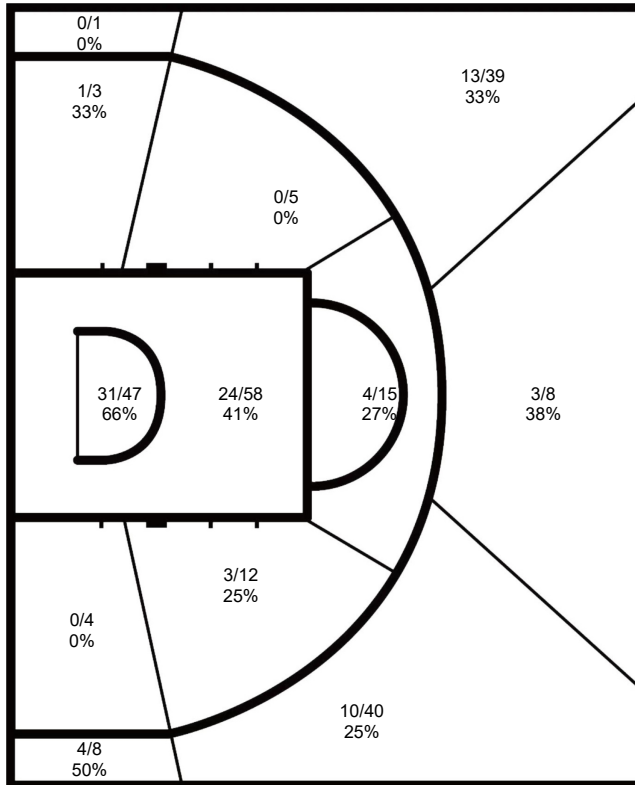
As of MON 2 OCT 2023 at 13:45

HKG - Hong Kong, China

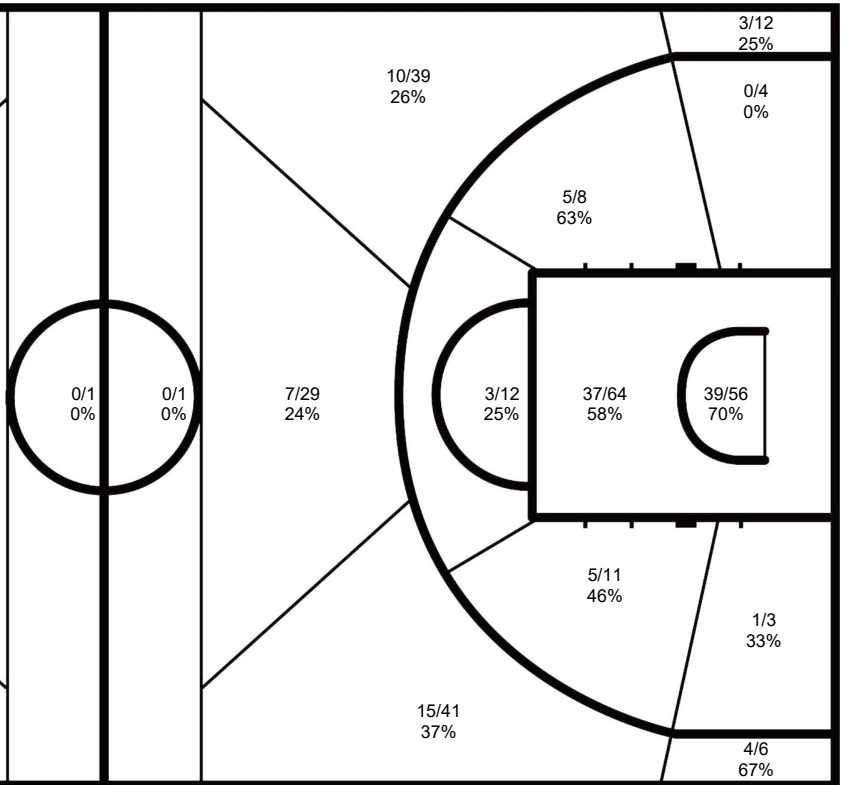
After 4 Games

Phase	HKG Played	Score		Field Goals		2 Points		3 Points		Free Throws		Rebounds			AS	TO	ST	BS	PF	FD
				M/A	%	M/A	%	M/A	%	M/A	%	OR	DR	TOT						
Preliminary Round Group B	TPE	62-81	For	24/62	39	20/42	48	4/20	20	10/16	63	13	30	43	13	23	4	1	16	13
			Agn.	31/72	43	23/37	62	8/35	23	11/15	73	13	30	43	20	13	13	4	15	16
Preliminary Round Group B	MGL	69-64	For	23/52	44	15/32	47	8/20	40	15/20	75	12	30	42	20	21	6	3	16	17
			Agn.	26/71	37	22/51	43	4/20	20	8/16	50	22	21	43	12	11	7	1	17	16
Preliminary Round Group B	CHN	50-95	For	19/59	32	12/32	38	7/27	26	5/10	50	6	20	26	14	13	5	0	15	14
			Agn.	36/66	55	22/29	76	14/37	38	9/14	64	15	38	53	31	11	8	2	14	15
Qualifications to Quarterfinals	KSA	72-95	For	27/68	40	16/38	42	11/30	37	7/11	64	11	26	37	25	16	7	4	17	9
			Agn.	37/77	48	24/41	59	13/36	36	8/13	62	17	33	50	26	13	9	2	9	16

HKG - Hong Kong, China



Opponents



HKG	M/A	%
Field Goals	93/241	39
2 Points	63/144	44
3 Points	30/97	31
Free Throws	37/57	65

%	M/A	Opponents
46	130/286	Field Goals
58	91/158	2 Points
31	39/128	3 Points
62	36/58	Free Throws



Cumulative Statistics

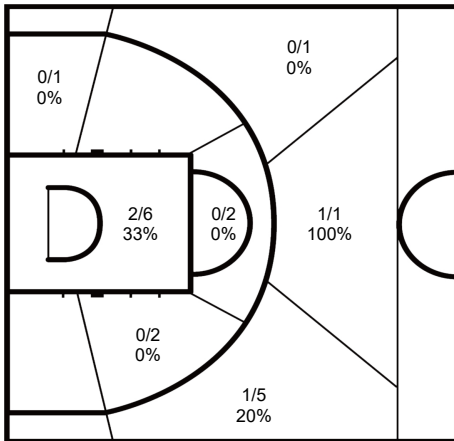
累计数据统计

As of MON 2 OCT 2023 at 13:45

HKG - Hong Kong, China

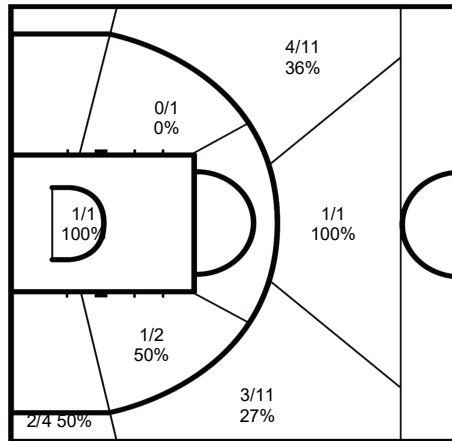
After 4 Games

6 LEUNG Shiu Wah



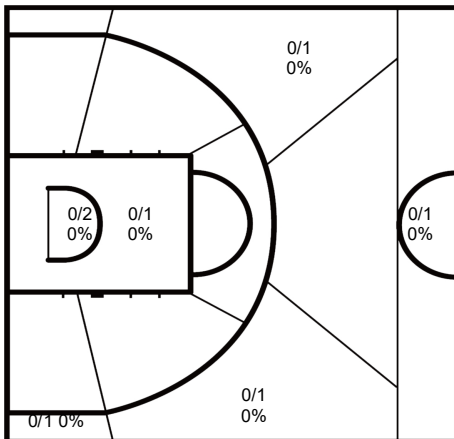
	M/A	%
Field Goals	4/18	22
2 Points	2/11	18
3 Points	2/7	29
Free Throws	1/3	33

7 LEE Ki



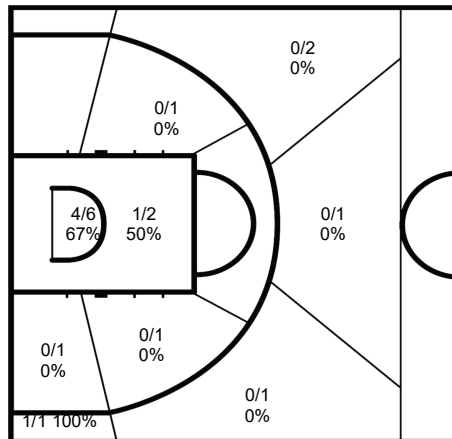
	M/A	%
Field Goals	12/31	39
2 Points	2/4	50
3 Points	10/27	37
Free Throws	8/8	100

8 CHAN Siu Wing



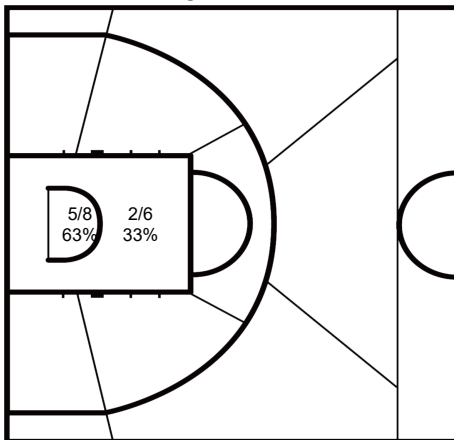
	M/A	%
Field Goals	0/7	0
2 Points	0/3	0
3 Points	0/4	0
Free Throws		

10 YANG Ricky



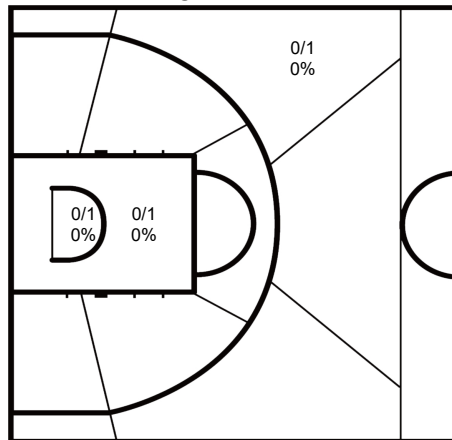
	M/A	%
Field Goals	6/16	38
2 Points	5/11	46
3 Points	1/5	20
Free Throws	1/4	25

13 POK Yuet Yeung



	M/A	%
Field Goals	7/14	50
2 Points	7/14	50
3 Points		
Free Throws	3/5	60

14 TANG Chi Hang



	M/A	%
Field Goals	0/3	0
2 Points	0/2	0
3 Points	0/1	0
Free Throws		

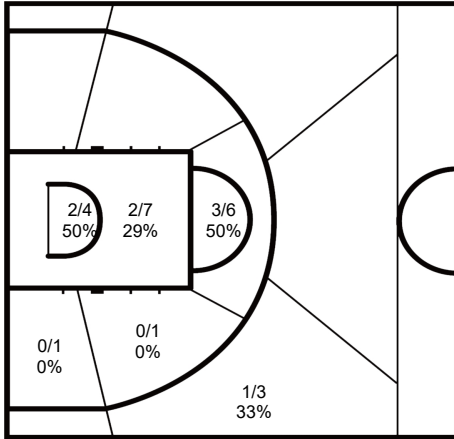


Cumulative Statistics

累计数据统计

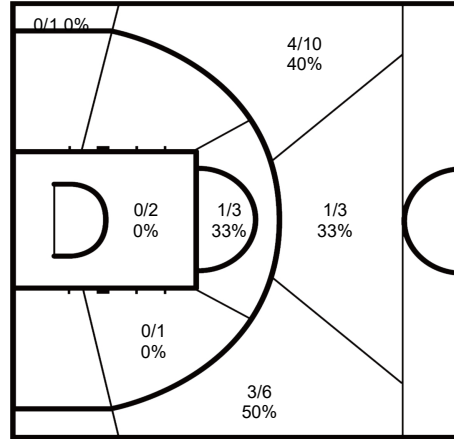
As of MON 2 OCT 2023 at 13:45

16 XU Adam



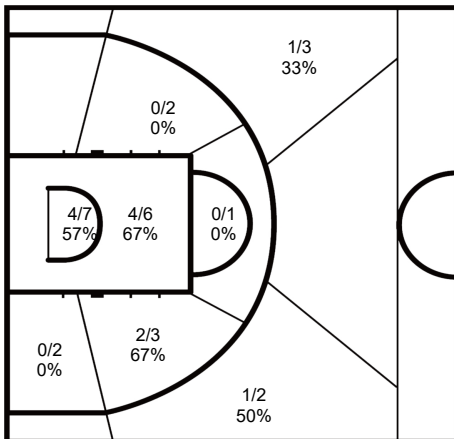
	M/A	%
Field Goals	8/22	36
2 Points	7/19	37
3 Points	1/3	33
Free Throws	1/4	25

23 LEUNG Ka Hin Marco



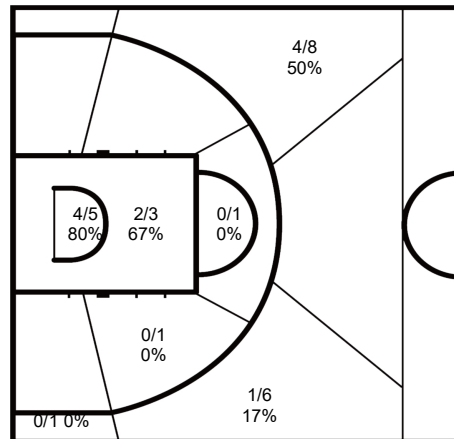
	M/A	%
Field Goals	9/26	35
2 Points	1/6	17
3 Points	8/20	40
Free Throws	3/4	75

24 XU Oliver



	M/A	%
Field Goals	12/26	46
2 Points	10/21	48
3 Points	2/5	40
Free Throws	1/1	100

27 TSAI Choi Kwan



	M/A	%
Field Goals	11/25	44
2 Points	6/10	60
3 Points	5/15	33
Free Throws	5/7	71

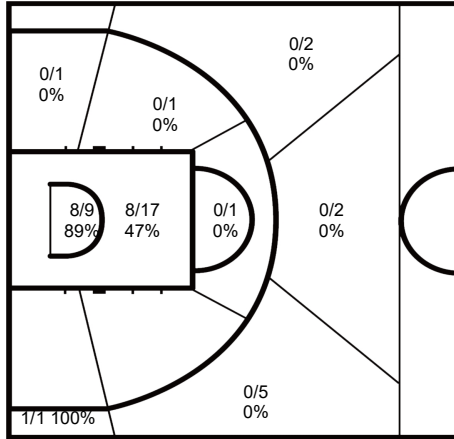


Cumulative Statistics

累计数据统计

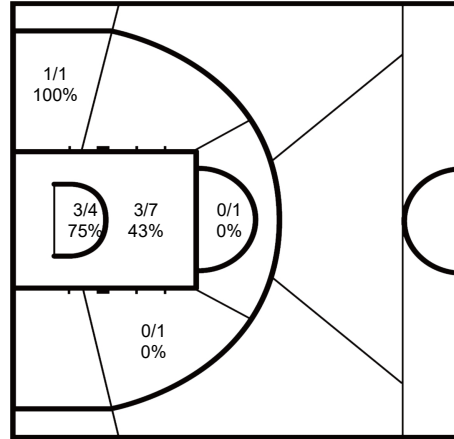
As of MON 2 OCT 2023 at 13:45

33 REID Duncan Overbeck



	M/A	%
Field Goals	17/39	44
2 Points	16/29	55
3 Points	1/10	10
Free Throws	5/7	71

35 YIP Yiu Pong



	M/A	%
Field Goals	7/14	50
2 Points	7/14	50
3 Points		
Free Throws	9/14	64

Legend:

%	Shooting Percentage	(C)	Captain	+/-	Plus-Minus	Agn.	Against
AS	Assists	BS	Blocked Shots	DR	Defensive Rebounds	DSQ	Disqualified
FD	Fouls Drawn	GP	Games Played	M/A	Made/Attempts	MPG	Minutes Played per Game
No.	Uniform Number	OR	Offensive Rebounds	PF	Fouls	PPG	Points per Game
PTS	Points	ST	Steals	TO	Turnovers	TOT	Total Rebounds
TP	Time Played						

Timing and Results provided by Bornan



Cumulative Statistics

累计数据统计

As of MON 2 OCT 2023 at 9:46

INA - Indonesia

After 3 Games

Player Totals

No.	Name	GP	TP	Field Goals		2 Points		3 Points		Free Throws		Rebounds			AS	TO	ST	BS	PF	FD	+/-	PTS		
				M/A	%	M/A	%	M/A	%	M/A	%	OR	DR	TOT										
0	KOKODIPUTRA Juan Laurent	3	1:10:41	4/15	27	0/4	0	4/11	36	1/2	50	3	13	16	4	6	3		5	3	-42	13		
3	YONGA Hendrick Xavi	3	26:56	3/10	30	1/5	20	2/5	40			2	4	6		1				2	-33	8		
7	MICHAEL Yesaya Alessandro	3	4:47	1/2	50	1/2	50														-2	2		
9	BEANE JR Jerome Anthony(C)	3	54:57	6/22	27	5/13	39	1/9	11	1/3	33		10	10	6	3	5		3	5	-35	14		
11	SAPUTERA Yudha	3	1:32:10	16/39	41	9/17	53	7/22	32	7/10	70	3	8	11	13	10			5	12	-45	46		
12	NOOR Muhamad Arighi Hadran	3	1:10:24	7/26	27	5/13	39	2/13	15	3/6	50		4	4	2	1	2		6	3	-13	19		
15	KOSASIH Vincent Rivaldi	3	1:21:49	8/18	44	8/18	44					6	16	22	2	2	1		6	11	-49	19		
22	SANJAYA Kelvin	3	38:12	3/9	33	3/9	33					2	5	7	1	2	1		6	4	-11	8		
24	GLORIA Karl Patrick Utarahman	3	3:03																			-6		
29	GEMILANG Kaleb Ramot	3	1:15:50	7/20	35	4/14	29	3/6	50	4/5	80		7	7		6	2	1	4	5	-23	21		
33	RACHMAN Aldy Izzatur	3	19:45	2/3	67			2/3	67	2/2	100	2	1	3		1	1		4	1	-14	8		
71	TEJA Widyanta Putra	3	1:01:28	5/19	26	4/14	29	1/5	20	10/12	83	2	3	5	13	6			5	7	-27	21		
Team/Coach																								
Totals				62/183	34	40/109	37	22/74	30	33/50	66	31	78	109	42	39	16	2	44	53	-60	179		
Opponents				90/213	42	61/112	55	29/101	29	30/44	68	54	104	158	68	36	20	5	55	44	60	239		

Team Totals

	INA	Opponents
Points from Turnovers	21	110
Points in the Paint	54(27/66)41%	110(55/95)58%
Second Chance Points	18	59
Fast Break Points	14	39
Bench Points	58	107

Player Averages

No.	Name	GP	MPG	Field Goals		2 Points		3 Points		Free Throws		Rebounds			AS	TO	ST	BS	PF	FD	+/-	PTS		
				M/A	%	M/A	%	M/A	%	M/A	%	OR	DR	TOT										
0	KOKODIPUTRA Juan Laurent	3	23:33	1.3/5.0	27	0.0/1.3	0	4/11	36	0.3/0.7	50	1.0	4.3	5.3	1.3	2.0	1.0		1.7	1.0	-14.0	4.3		
3	YONGA Hendrick Xavi	3	8:58	1.0/3.3	30	0.3/1.7	20	2/5	40			0.7	1.3	2.0		0.3				0.7	-11.0	2.7		
7	MICHAEL Yesaya Alessandro	3	1:35	0.3/0.7	50	0.3/0.7	50														-0.7	0.7		
9	BEANE JR Jerome Anthony(C)	3	18:19	2.0/7.3	27	1.7/4.3	39	1/9	11	0.3/1.0	33		3.3	3.3	2.0	1.0	1.7		1.0	1.7	-11.7	4.7		
11	SAPUTERA Yudha	3	30:43	5.3/13.0	41	3.0/5.7	53	7/22	32	2.3/3.3	70	1.0	2.7	3.7	4.3	3.3			1.7	4.0	-15.0	15.3		
12	NOOR Muhamad Arighi Hadran	3	23:28	2.3/8.7	27	1.7/4.3	39	2/13	15	1.0/2.0	50		1.3	1.3	0.7	0.3	0.7		2.0	1.0	-4.3	6.3		
15	KOSASIH Vincent Rivaldi	3	27:16	2.7/6.0	44	2.7/6.0	44			1.0/2.0	50	2.0	5.3	7.3	0.7	0.7	0.7	0.3	2.0	3.7	-16.3	6.3		
22	SANJAYA Kelvin	3	12:44	1.0/3.0	33	1.0/3.0	33			0.7/1.3	50	0.7	1.7	2.3	0.3	0.7	0.3		2.0	1.3	-3.7	2.7		
24	GLORIA Karl Patrick Utarahman	3	1:01																			-2.0		
29	GEMILANG Kaleb Ramot	3	25:16	2.3/6.7	35	1.3/4.7	29	3/6	50	1.3/1.7	80		2.3	2.3		2.0	0.7	0.3	1.3	1.7	-7.7	7.0		
33	RACHMAN Aldy Izzatur	3	6:35	0.7/1.0	67			2/3	67	0.7/0.7	100	0.7	0.3	1.0		0.3	0.3		1.3	0.3	-4.7	2.7		
71	TEJA Widyanta Putra	3	20:29	1.7/6.3	26	1.3/4.7	29	1/5	20	3.3/4.0	83	0.7	1.0	1.7	4.3	2.0			1.7	2.3	-9.0	7.0		
Team/Coach																								
Totals				20.7/61.0	34	13.3/36.3	37	7.3/24.7	30	11.0/16.7	66	10.3	26.0	36.3	14.0	13.0	5.3	0.7	14.7	17.7	-20.0	59.7		
Opponents				30.0/71.0	42	20.3/37.3	55	9.7/33.7	29	10.0/14.7	68	18.0	34.7	52.7	22.7	12.0	6.7	1.7	18.3	14.7	20.0	79.7		

Team Averages

	INA	Opponents
Points from Turnovers	7.0	11.3
Points in the Paint	18.0	36.7
Second Chance Points	6.0	19.7
Fast Break Points	4.7	13.0
Bench Points	19.3	35.7



Cumulative Statistics

累计数据统计

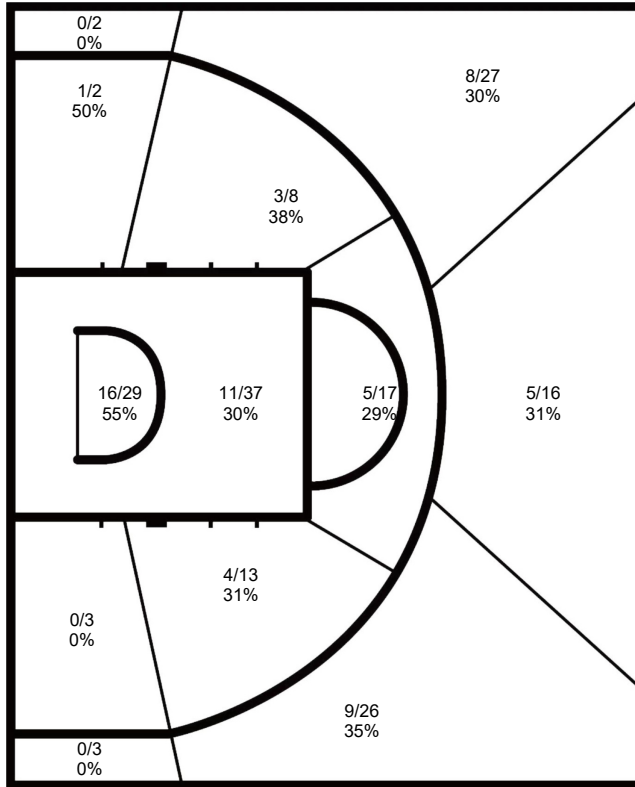
As of MON 2 OCT 2023 at 9:46

INA - Indonesia

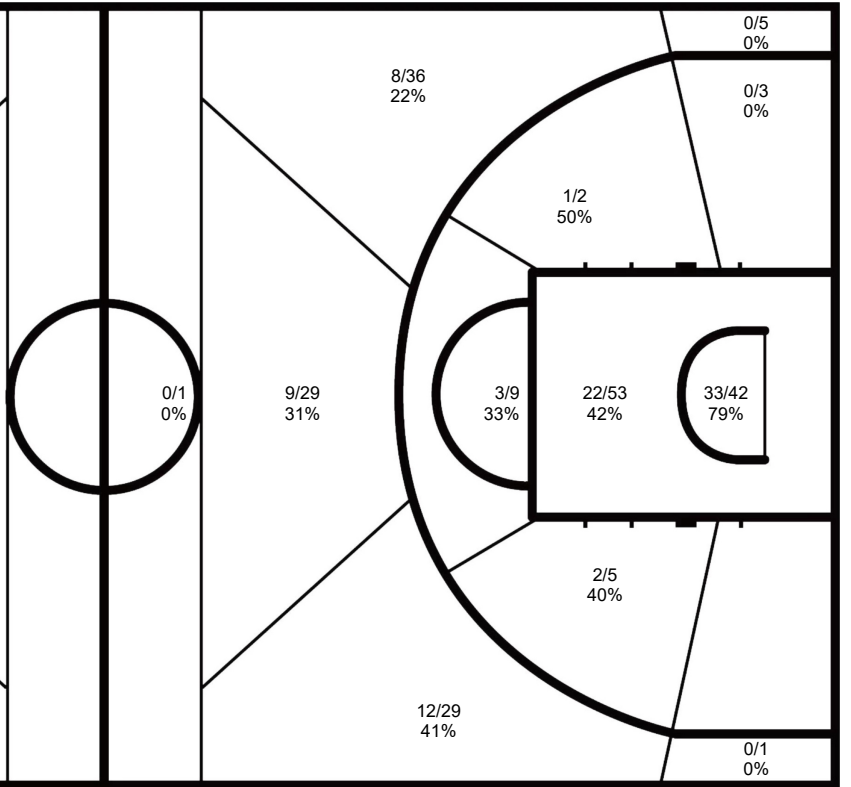
After 3 Games

Phase	INA Played	Score		Field Goals		2 Points		3 Points		Free Throws		Rebounds			AS	TO	ST	BS	PF	FD
				M/A	%	M/A	%	M/A	%	M/A	%	OR	DR	TOT						
Preliminary Round Group D	KOR	55-95	For	19/69	28	13/44	30	6/25	24	11/16	69	9	30	39	18	14	7	0	8	16
			Agn.	38/74	51	26/37	70	12/37	32	7/10	70	8	44	52	37	10	10	2	17	8
Preliminary Round Group D	JPN	57-70	For	21/57	37	17/38	45	4/19	21	11/19	58	12	26	38	11	13	4	1	16	21
			Agn.	25/71	35	14/32	44	11/39	28	9/12	75	21	31	52	17	14	4	0	22	16
Preliminary Round Group D	QAT	67-74	For	22/57	39	10/27	37	12/30	40	11/15	73	10	22	32	13	12	5	1	20	16
			Agn.	27/68	40	21/43	49	6/25	24	14/22	64	25	29	54	14	12	6	3	16	20

INA - Indonesia



Opponents



INA	M/A	%
Field Goals	62/183	34
2 Points	40/109	37
3 Points	22/74	30
Free Throws	33/50	66

%	M/A	Opponents
42	90/213	Field Goals
55	61/112	2 Points
29	29/101	3 Points
68	30/44	Free Throws



Cumulative Statistics

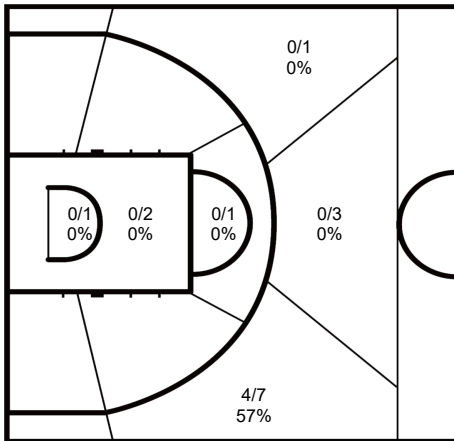
累计数据统计

As of MON 2 OCT 2023 at 9:46

INA - Indonesia

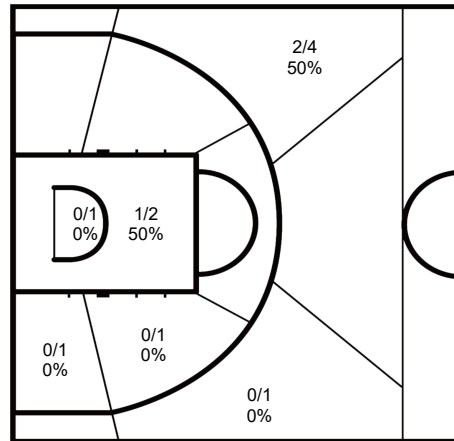
After 3 Games

0 KOKODIPUTRA Juan Laurent



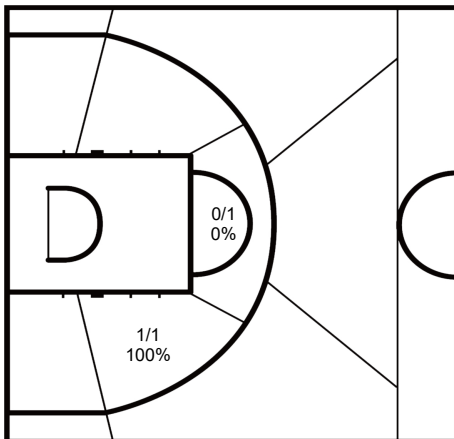
	M/A	%
Field Goals	4/15	27
2 Points	0/4	0
3 Points	4/11	36
Free Throws	1/2	50

3 YONGA Hendrick Xavi



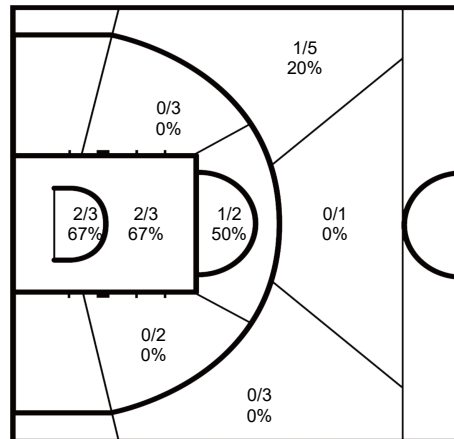
	M/A	%
Field Goals	3/10	30
2 Points	1/5	20
3 Points	2/5	40
Free Throws		

7 MICHAEL Yesaya Alessandro



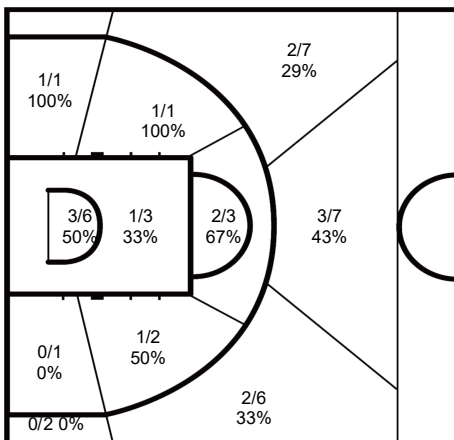
	M/A	%
Field Goals	1/2	50
2 Points	1/2	50
3 Points		
Free Throws		

9 BEANE JR Jerome Anthony



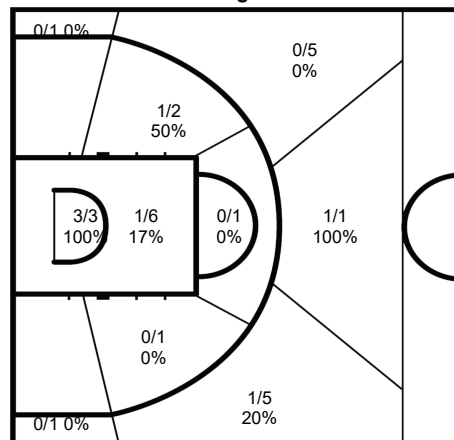
	M/A	%
Field Goals	6/22	27
2 Points	5/13	39
3 Points	1/9	11
Free Throws	1/3	33

11 SAPUTERA Yudha



	M/A	%
Field Goals	16/39	41
2 Points	9/17	53
3 Points	7/22	32
Free Throws	7/10	70

12 NOOR Muhamad Arighi Hadran



	M/A	%
Field Goals	7/26	27
2 Points	5/13	39
3 Points	2/13	15
Free Throws	3/6	50

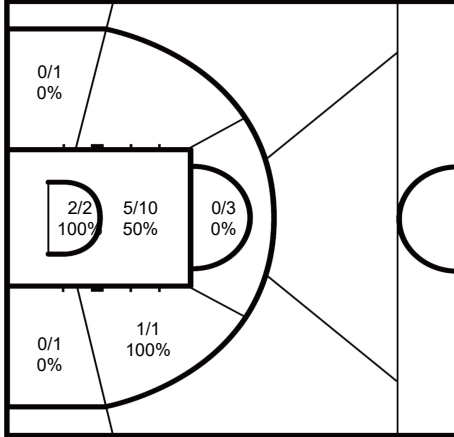


Cumulative Statistics

累计数据统计

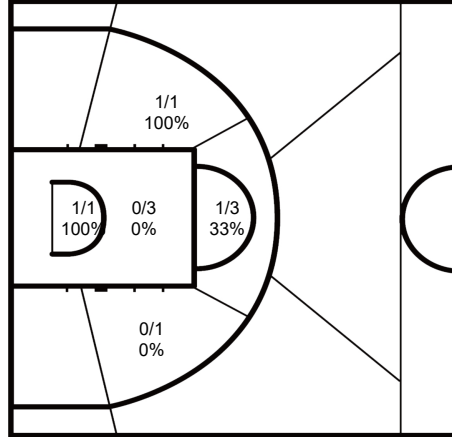
As of MON 2 OCT 2023 at 9:46

15 KOSASIH Vincent Rivaldi



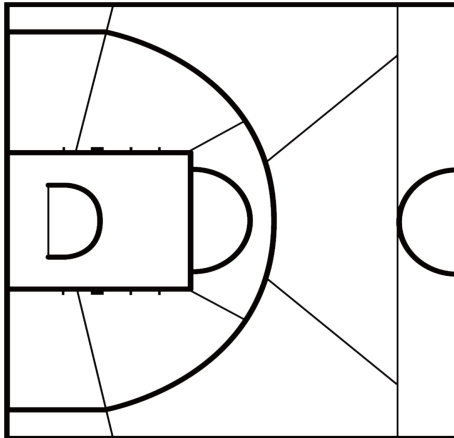
	M/A	%
Field Goals	8/18	44
2 Points	8/18	44
3 Points		
Free Throws	3/6	50

22 SANJAYA Kelvin



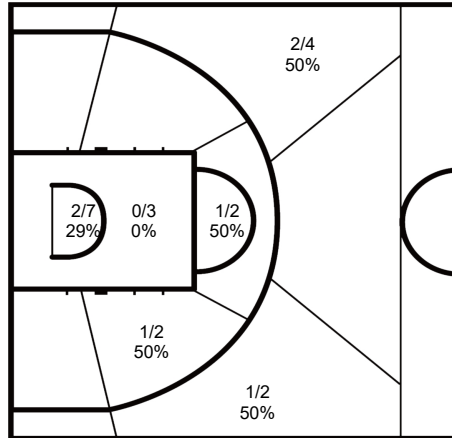
	M/A	%
Field Goals	3/9	33
2 Points	3/9	33
3 Points		
Free Throws	2/4	50

24 GLORIA Karl Patrick Utiahman



	M/A	%
Field Goals		
2 Points		
3 Points		
Free Throws		

29 GEMILANG Kaleb Ramot



	M/A	%
Field Goals	7/20	35
2 Points	4/14	29
3 Points	3/6	50
Free Throws	4/5	80

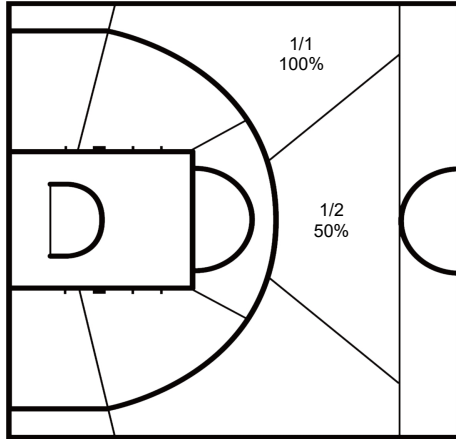


Cumulative Statistics

累计数据统计

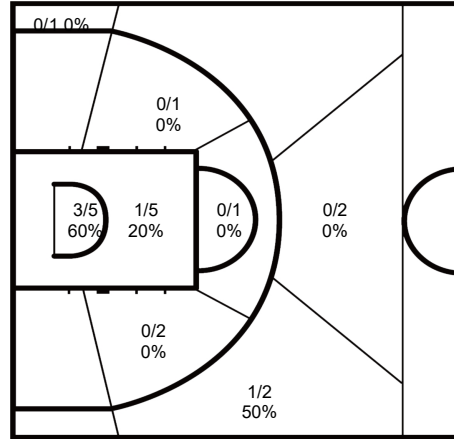
As of MON 2 OCT 2023 at 9:46

33 RACHMAN Aldy Izzatur



	M/A	%
Field Goals	2/3	67
2 Points		
3 Points	2/3	67
Free Throws	2/2	100

71 TEJA Widyanta Putra



	M/A	%
Field Goals	5/19	26
2 Points	4/14	29
3 Points	1/5	20
Free Throws	10/12	83

Legend:

%	Shooting Percentage	(C)	Captain	+/-	Plus-Minus	Agn.	Against
AS	Assists	BS	Blocked Shots	DR	Defensive Rebounds	DSQ	Disqualified
FD	Fouls Drawn	GP	Games Played	M/A	Made/Attempts	MPG	Minutes Played per Game
No.	Uniform Number	OR	Offensive Rebounds	PF	Fouls	PPG	Points per Game
PTS	Points	ST	Steals	TO	Turnovers	TOT	Total Rebounds
TP	Time Played						



Cumulative Statistics

累计数据统计

As of FRI 6 OCT 2023 at 17:55

IRI - Islamic Rep. of Iran

After 6 Games

Player Totals

No.	Name	GP	TP	Field Goals		2 Points		3 Points		Free Throws		Rebounds			AS	TO	ST	BS	PF	FD	+/-	PTS
				M/A	%	M/A	%	M/A	%	M/A	%	OR	DR	TOT								
1	SHAHRIAN NASL Mohammad	6	36:31	1/8	13	1/5	20	0/3	0	2/2	100		2	2	3	2	5	1	1	3	1	4
3	VAHEDI Mohammadsina	6	2:16:21	29/56	52	20/37	54	9/19	47	10/15	67	2	11	13	14	14	6		8	13	60	77
4	MIRZAEITALARPOSHI Meisam	6	2:25:35	25/48	52	25/48	52			18/24	75	26	24	50	10	9	6	4	21	21	101	68
5	MASHAYEKHI Sajjad	6	2:18:46	18/45	40	12/29	41	6/16	38	16/25	64	5	19	24	17	8	10		15	25	75	58
7	REZAEIFAR Navid	6	2:33:34	33/66	50	22/35	63	11/31	36	6/10	60	3	11	14	25	7	4	1	8	7	66	83
10	GIRGOORIAN Piter	6	1:31:18	15/33	46	10/13	77	5/20	25	6/9	67	2	8	10	12	13	3		7	9	38	41
11	GHOLIZADEH TOUSARANI Amir Ali	6	29:23	1/10	10	0/1	0	1/9	11			1	3	4		5	2	2	4		-6	3
14	KAZEMI NAEINI Arsalan(C)	6	2:15:02	15/26	58	15/26	58			2/7	29	11	24	35	10	2	11		9	8	59	32
17	AGHAJANPOUR Matin	6	2:20:48	21/51	41	6/18	33	15/33	46	9/9	100	6	14	20	9	7	9	1	12	9	82	66
21	TORABI Mohammad	6	43:46	4/10	40	4/10	40			1/2	50	8	9	17	3	7	3		9	4		9
23	PAZIROFTEH Sajjad	6	1:37:45	17/36	47	7/15	47	10/21	48	11/11	100	2	22	24	4	4	9	3	6	7	35	55
32	ALIAKBARI Hasan	6	49:42	8/11	73	8/11	73					6	7	13	1	4	1	5	7	1	6	16
Team/Coach												23	13	36		3			1			
Totals				187/400	47	130/248	52	57/152	38	81/114	71	95	167	262	108	85	69	17	108	107	103	512
Opponents				142/353	40	89/191	47	53/162	33	72/114	63	80	144	224	92	109	44	17	110	104	-103	409

Team Totals

	IRI	Opponents
Points from Turnovers	128	154
Points in the Paint	240(120/210)57%	154(77/155)50%
Second Chance Points	101	46
Fast Break Points	88	62
Bench Points	205	137

Player Averages

No.	Name	GP	MPG	Field Goals		2 Points		3 Points		Free Throws		Rebounds			AS	TO	ST	BS	PF	FD	+/-	PTS
				M/A	%	M/A	%	M/A	%	M/A	%	OR	DR	TOT								
1	SHAHRIAN NASL Mohammad	6	6:05	0.2/1.3	13	0.2/0.8	20	0/3	0	0.3/0.3	100		0.3	0.3	0.5	0.3	0.8	0.2	0.2	0.5	0.2	0.7
3	VAHEDI Mohammadsina	6	22:43	4.8/9.3	52	3.3/6.2	54	9/19	47	1.7/2.5	67	0.3	1.8	2.2	2.3	2.3	1.0		1.3	2.2	10.0	12.8
4	MIRZAEITALARPOSHI Meisam	6	24:15	4.2/8.0	52	4.2/8.0	52			3.0/4.0	75	4.3	4.0	8.3	1.7	1.5	1.0	0.7	3.5	3.5	16.8	11.3
5	MASHAYEKHI Sajjad	6	23:07	3.0/7.5	40	2.0/4.8	41	6/16	38	2.7/4.2	64	0.8	3.2	4.0	2.8	1.3	1.7		2.5	4.2	12.5	9.7
7	REZAEIFAR Navid	6	25:35	5.5/11.0	50	3.7/5.8	63	11/31	36	1.0/1.7	60	0.5	1.8	2.3	4.2	1.2	0.7	0.2	1.3	1.2	11.0	13.8
10	GIRGOORIAN Piter	6	15:13	2.5/5.5	46	1.7/2.2	77	5/20	25	1.0/1.5	67	0.3	1.3	1.7	2.0	2.2	0.5		1.2	1.5	6.3	6.8
11	GHOLIZADEH TOUSARANI Amir Ali	6	4:53	0.2/1.7	10	0.0/0.2	0	1/9	11			0.2	0.5	0.7		0.8	0.3	0.3	0.7		-1.0	0.5
14	KAZEMI NAEINI Arsalan(C)	6	22:30	2.5/4.3	58	2.5/4.3	58			0.3/1.2	29	1.8	4.0	5.8	1.7	0.3	1.8		1.5	1.3	9.8	5.3
17	AGHAJANPOUR Matin	6	23:28	3.5/8.5	41	1.0/3.0	33	15/33	46	1.5/1.5	100	1.0	2.3	3.3	1.5	1.2	1.5	0.2	2.0	1.5	13.7	11.0
21	TORABI Mohammad	6	7:17	0.7/1.7	40	0.7/1.7	40			0.2/0.3	50	1.3	1.5	2.8	0.5	1.2	0.5		1.5	0.7		1.5
23	PAZIROFTEH Sajjad	6	16:17	2.8/6.0	47	1.2/2.5	47	10/21	48	1.8/1.8	100	0.3	3.7	4.0	0.7	0.7	1.5	0.5	1.0	1.2	5.8	9.2
32	ALIAKBARI Hasan	6	8:17	1.3/1.8	73	1.3/1.8	73					1.0	1.2	2.2	0.2	0.7	0.2	0.8	1.2	0.2	1.0	2.7
Team/Coach												3.8	2.2	6.0		0.5			0.2			
Totals				31.2/66.7	47	21.7/41.3	52	9.5/25.3	38	13.5/19.0	71	15.8	27.8	43.7	18.0	14.2	11.5	2.8	18.0	17.8	17.2	85.3
Opponents				23.7/58.8	40	14.8/31.8	47	8.8/27.0	33	12.0/19.0	63	13.3	24.0	37.3	15.3	18.2	7.3	2.8	18.3	17.3	-17.2	68.2

Team Averages

	IRI	Opponents
Points from Turnovers	21.3	14.7
Points in the Paint	40.0	25.7
Second Chance Points	16.8	7.7
Fast Break Points	14.7	10.3
Bench Points	34.2	22.8



Cumulative Statistics

累计数据统计

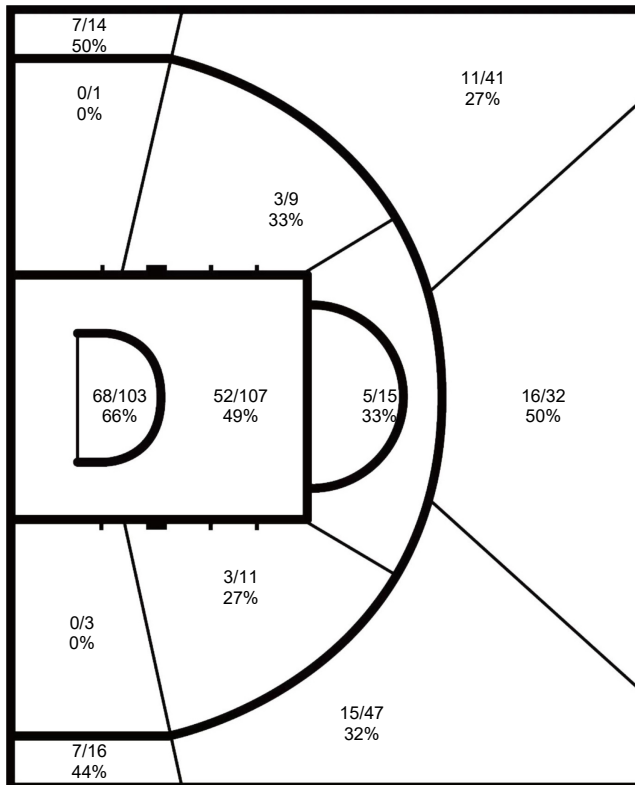
As of FRI 6 OCT 2023 at 17:55

IRI - Islamic Rep. of Iran

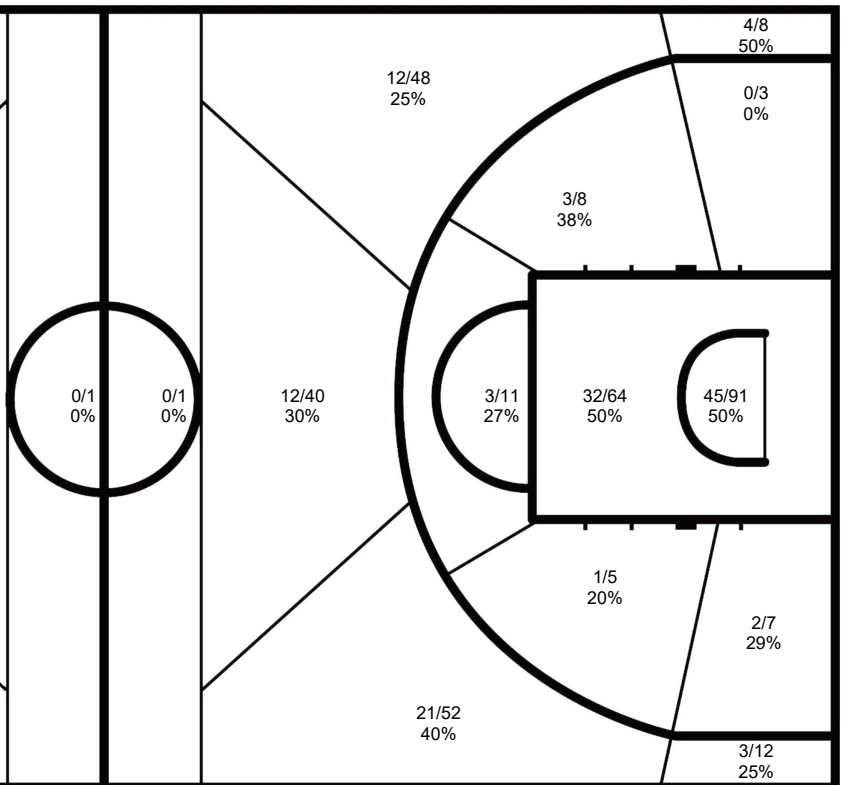
After 6 Games

Phase	IRI Played	Score	Field Goals		2 Points		3 Points		Free Throws		Rebounds			AS	TO	ST	BS	PF	FD	
			M/A	%	M/A	%	M/A	%	M/A	%	OR	DR	TOT							
Preliminary Round Group A	UAE	81-57	For	29/71	41	20/42	48	9/29	31	14/26	54	24	35	59	16	17	13	2	18	22
			Agn.	21/55	38	12/30	40	9/25	36	6/15	40	8	29	37	12	21	8	0	22	18
Preliminary Round Group A	KSA	81-66	For	32/65	49	26/43	61	6/22	27	11/17	65	15	28	43	24	15	12	2	19	17
			Agn.	23/59	39	12/28	43	11/31	36	9/16	56	12	23	35	16	20	7	6	18	19
Preliminary Round Group A	KAZ	86-60	For	28/65	43	21/45	47	7/20	35	23/28	82	15	30	45	14	13	17	4	16	24
			Agn.	20/59	34	12/21	57	8/38	21	12/16	75	12	26	38	17	24	6	1	25	14
Quarterfinals	PHI	83-84	For	32/73	44	20/41	49	12/32	38	7/13	54	18	19	37	18	11	14	3	18	13
			Agn.	32/64	50	24/44	55	8/20	40	12/17	71	18	28	46	17	16	9	3	13	18
Classification 5th/8th Place	KOR	89-82	For	34/70	49	25/47	53	9/23	39	12/14	86	14	28	42	16	11	4	1	17	15
			Agn.	25/59	42	12/31	39	13/28	46	19/26	73	12	21	33	22	9	4	5	16	15
Finals	KSA	92-60	For	32/56	57	18/30	60	14/26	54	14/16	88	9	27	36	20	18	9	5	20	16
			Agn.	21/57	37	17/37	46	4/20	20	14/24	58	18	17	35	8	19	10	2	16	20

IRI - Islamic Rep. of Iran



Opponents



IRI	M/A	%
Field Goals	187/400	47
2 Points	130/248	52
3 Points	57/152	38
Free Throws	81/114	71

%	M/A	Opponents
40	142/353	Field Goals
47	89/191	2 Points
33	53/162	3 Points
63	72/114	Free Throws



Cumulative Statistics

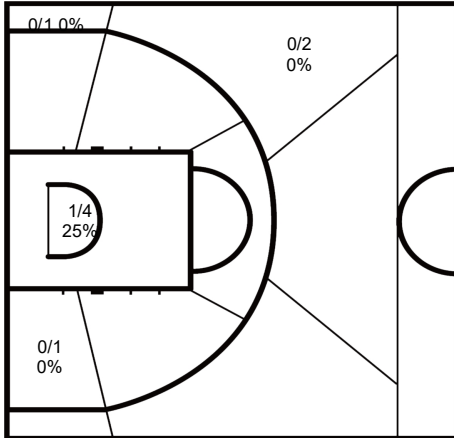
累计数据统计

As of FRI 6 OCT 2023 at 17:55

IRI - Islamic Rep. of Iran

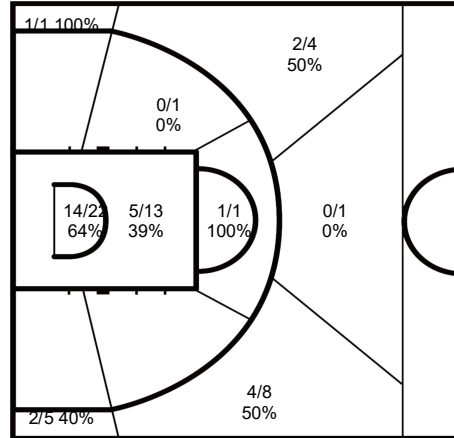
After 6 Games

1 SHAHRIAN NASL Mohammad



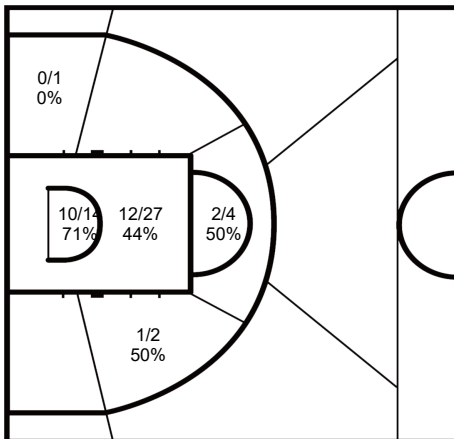
	M/A	%
Field Goals	1/8	13
2 Points	1/5	20
3 Points	0/3	0
Free Throws	2/2	100

3 VAHEDI Mohammadsina



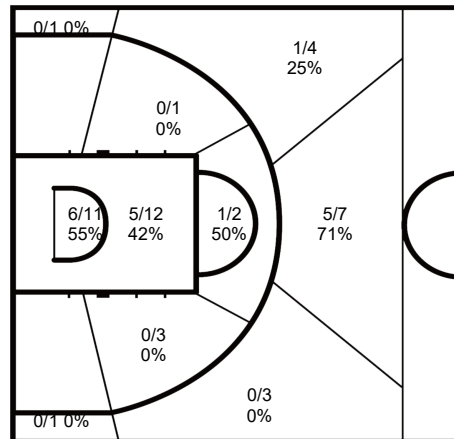
	M/A	%
Field Goals	29/56	52
2 Points	20/37	54
3 Points	9/19	47
Free Throws	10/15	67

4 MIRZAEITALARPOSHTI Meisam



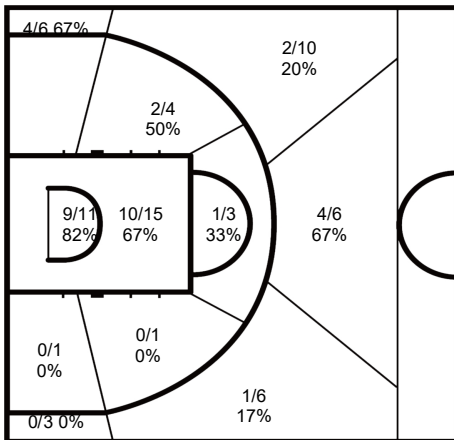
	M/A	%
Field Goals	25/48	52
2 Points	25/48	52
3 Points		
Free Throws	18/24	75

5 MASHAYEKHI Sajjad



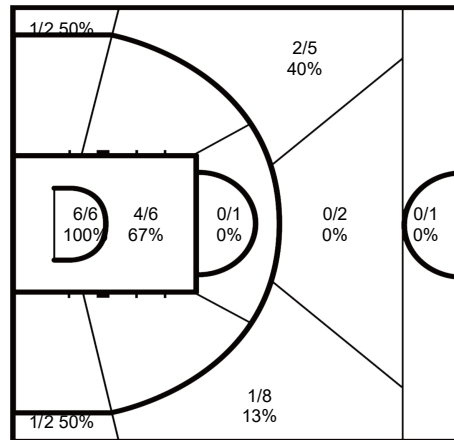
	M/A	%
Field Goals	18/45	40
2 Points	12/29	41
3 Points	6/16	38
Free Throws	16/25	64

7 REZAEIFAR Navid



	M/A	%
Field Goals	33/66	50
2 Points	22/35	63
3 Points	11/31	36
Free Throws	6/10	60

10 GIRGOORIAN Piter



	M/A	%
Field Goals	15/33	46
2 Points	10/13	77
3 Points	5/20	25
Free Throws	6/9	67

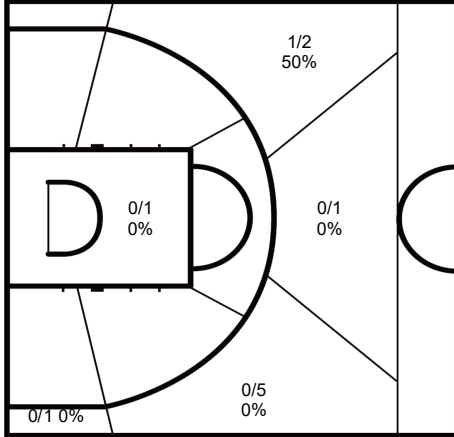


Cumulative Statistics

累计数据统计

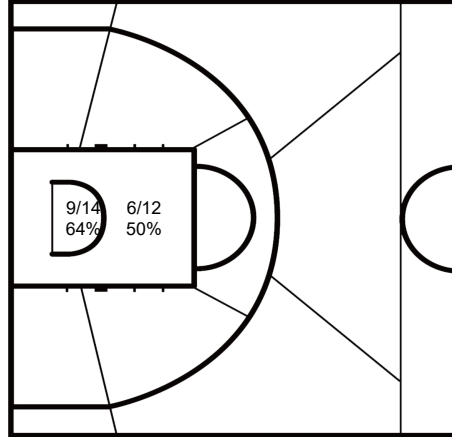
As of FRI 6 OCT 2023 at 17:55

11 GHOLIZADEH TOUSARANI Amir Ali



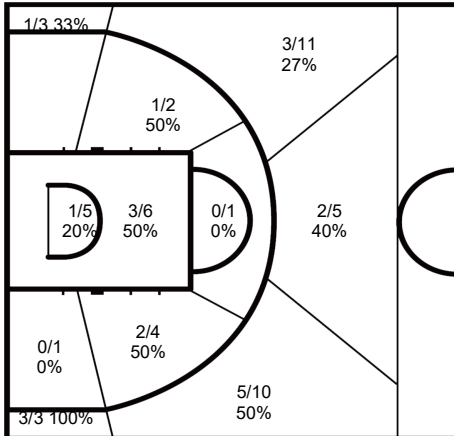
	M/A	%
Field Goals	1/10	10
2 Points	0/1	0
3 Points	1/9	11
Free Throws		

14 KAZEMI NAEINI Arsalan



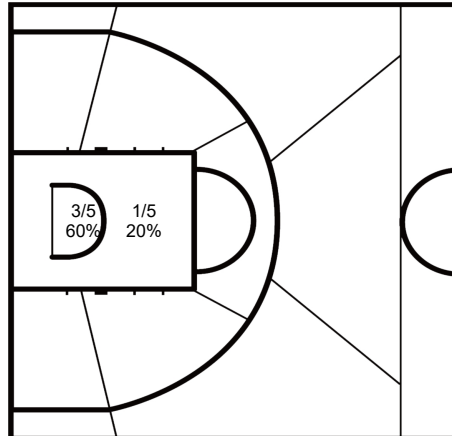
	M/A	%
Field Goals	15/26	58
2 Points	15/26	58
3 Points		
Free Throws	2/7	29

17 AGHAJANPOUR Matin



	M/A	%
Field Goals	21/51	41
2 Points	6/18	33
3 Points	15/33	46
Free Throws	9/9	100

21 TORABI Mohammad



	M/A	%
Field Goals	4/10	40
2 Points	4/10	40
3 Points		
Free Throws	1/2	50

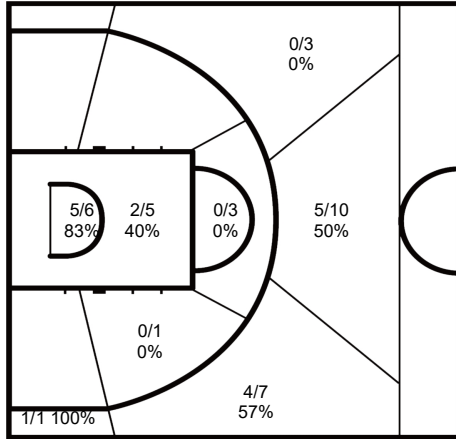


Cumulative Statistics

累计数据统计

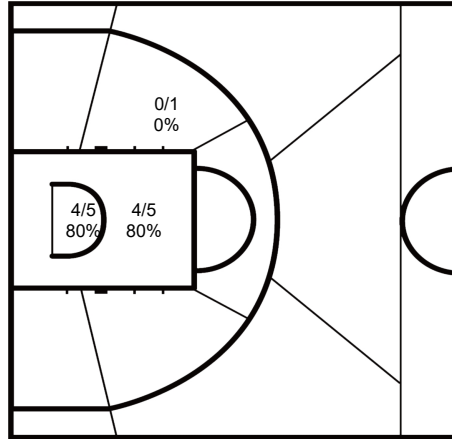
As of FRI 6 OCT 2023 at 17:55

23 PAZIROFTEH Sajjad



	M/A	%
Field Goals	17/36	47
2 Points	7/15	47
3 Points	10/21	48
Free Throws	11/11	100

32 ALIAKBARI Hasan



	M/A	%
Field Goals	8/11	73
2 Points	8/11	73
3 Points		
Free Throws		

Legend:

%	Shooting Percentage	(C)	Captain	+/-	Plus-Minus	Agn.	Against
AS	Assists	BS	Blocked Shots	DR	Defensive Rebounds	DSQ	Disqualified
FD	Fouls Drawn	GP	Games Played	M/A	Made/Attempts	MPG	Minutes Played per Game
No.	Uniform Number	OR	Offensive Rebounds	PF	Fouls	PPG	Points per Game
PTS	Points	ST	Steals	TO	Turnovers	TOT	Total Rebounds
TP	Time Played						

Timing and Results provided by Bornan

Cumulative Statistics

累计数据统计

As of FRI 6 OCT 2023 at 22:13

JOR - Jordan

After 6 Games

Player Totals

No.	Name	GP	TP	Field Goals		2 Points		3 Points		Free Throws		Rebounds			AS	TO	ST	BS	PF	FD	+/-	PTS
				M/A	%	M/A	%	M/A	%	M/A	%	OR	DR	TOT								
4	QARMASH Fadi	6	8:36										1	1		2			2		-1	
5	MUSTAFA Fadi(C)	6	3:11:35	23/64	36	10/29	35	13/35	37	11/16	69	5	13	18	28	18	2	1	12	19	106	70
6	ALHENDI Ashraf	6	44:42	5/15	33	3/6	50	2/9	22				4	3	1		1	5		-5	12	
7	ALHAMARSHEH Ahmad	6	1:31:43	11/18	61	9/13	69	2/5	40	5/12	42	7	17	24	7	5	7	8	12	20	29	
9	BZAI Sami	6	2:56:56	24/46	52	1/2	50	23/44	52	5/6	83		16	16	13	7	9	2	8	6	109	76
11	ALHAMMOURI Ahmad	6	25:33	2/8	25	1/2	50	1/6	17				8	8		4	2		3		3	5
13	HUSSEIN Mohammad	6	1:09:26	8/24	33	5/14	36	3/10	30	1/2	50	7	11	18	4	8	1		13	3	-1	20
21	ABBAAS Hashem	6	31:50	2/10	20	1/4	25	1/6	17			5	2	7	4	5	2	1	3	1	-6	5
22	KANAAN Malek	6	40:25	1/7	14	0/2	0	1/5	20	4/8	50		4	4	5	4	1		7	7	-3	7
24	JEFFERSON Rondae	6	3:08:20	38/96	40	32/68	47	6/28	21	37/55	67	10	28	38	26	10	11	4	8	44	119	119
32	BOHANNON John	6	2:33:02	24/42	57	21/30	70	3/12	25	16/28	57	13	50	63	18	8	5	9	12	21	96	67
44	AL DWAIRI Ahmad	6	2:56:07	31/59	53	30/57	53	1/2	50	21/32	66	22	42	64	20	15	9	7	11	23	118	84
Team/Coach												40	18	58		2						
Totals				169/389	43	113/227	50	56/162	35	100/159	63	109	214	323	128	89	49	25	92	136	111	494
Opponents				131/421	31	82/243	34	49/178	28	72/103	70	98	165	263	92	87	55	10	138	85	-111	383

Team Totals

	JOR	Opponents
Points from Turnovers	106	126
Points in the Paint	182(91/169)54%	126(63/182)35%
Second Chance Points	69	72
Fast Break Points	85	67
Bench Points	78	117

Player Averages

No.	Name	GP	MPG	Field Goals		2 Points		3 Points		Free Throws		Rebounds			AS	TO	ST	BS	PF	FD	+/-	PTS
				M/A	%	M/A	%	M/A	%	M/A	%	OR	DR	TOT								
4	QARMASH Fadi	6	1:26										0.2	0.2		0.3		0.3		-0.2		
5	MUSTAFA Fadi(C)	6	31:55	3.8/10.7	36	1.7/4.8	35	13/35	37	1.8/2.7	69	0.8	2.2	3.0	4.7	3.0	0.3	0.2	2.0	3.2	17.7	11.7
6	ALHENDI Ashraf	6	7:27	0.8/2.5	33	0.5/1.0	50	2/9	22				0.7	0.7	0.5	0.2	0.2	0.8		-0.8	2.0	
7	ALHAMARSHEH Ahmad	6	15:17	1.8/3.0	61	1.5/2.2	69	2/5	40	0.8/2.0	42	1.2	2.8	4.0	1.2	0.8	1.2		1.3	2.0	3.3	4.8
9	BZAI Sami	6	29:29	4.0/7.7	52	0.2/0.3	50	23/44	52	0.8/1.0	83		2.7	2.7	2.2	1.2	1.5	0.3	1.3	1.0	18.2	12.7
11	ALHAMMOURI Ahmad	6	4:15	0.3/1.3	25	0.2/0.3	50	1/6	17				1.3	1.3		0.7	0.3		0.5		0.5	0.8
13	HUSSEIN Mohammad	6	11:34	1.3/4.0	33	0.8/2.3	36	3/10	30	0.2/0.3	50	1.2	1.8	3.0	0.7	1.3	0.2		2.2	0.5	-0.2	3.3
21	ABBAAS Hashem	6	5:18	0.3/1.7	20	0.2/0.7	25	1/6	17			0.8	0.3	1.2	0.7	0.8	0.3	0.2	0.5	0.2	-1.0	0.8
22	KANAAN Malek	6	6:44	0.2/1.2	14	0.0/0.3	0	1/5	20	0.7/1.3	50		0.7	0.7	0.8	0.7	0.2		1.2	1.2	-0.5	1.2
24	JEFFERSON Rondae	6	31:23	6.3/16.0	40	5.3/11.3	47	6/28	21	6.2/9.2	67	1.7	4.7	6.3	4.3	1.7	1.8	0.7	1.3	7.3	19.8	19.8
32	BOHANNON John	6	25:30	4.0/7.0	57	3.5/5.0	70	3/12	25	2.7/4.7	57	2.2	8.3	10.5	3.0	1.3	0.8	1.5	2.0	3.5	16.0	11.2
44	AL DWAIRI Ahmad	6	29:21	5.2/9.8	53	5.0/9.5	53	1/2	50	3.5/5.3	66	3.7	7.0	10.7	3.3	2.5	1.5	1.2	1.8	3.8	19.7	14.0
Team/Coach												6.7	3.0	9.7		0.3						
Totals				28.2/64.8	43	18.8/37.8	50	9.3/27.0	35	16.7/26.5	63	18.2	35.7	53.8	21.3	14.8	8.2	4.2	15.3	22.7	18.5	82.3
Opponents				21.8/70.2	31	13.7/40.5	34	8.2/29.7	28	12.0/17.2	70	16.3	27.5	43.8	15.3	14.5	9.2	1.7	23.0	14.2	-18.5	63.8

Team Averages

	JOR	Opponents
Points from Turnovers	17.7	10.2
Points in the Paint	30.3	21.0
Second Chance Points	11.5	12.0
Fast Break Points	14.2	11.2
Bench Points	13.0	19.5



Cumulative Statistics

累计数据统计

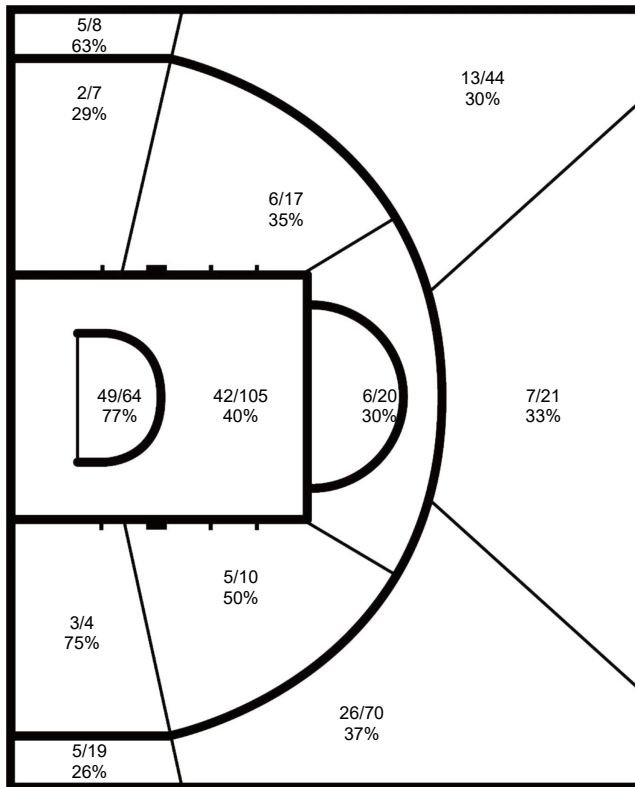
As of FRI 6 OCT 2023 at 22:13

JOR - Jordan

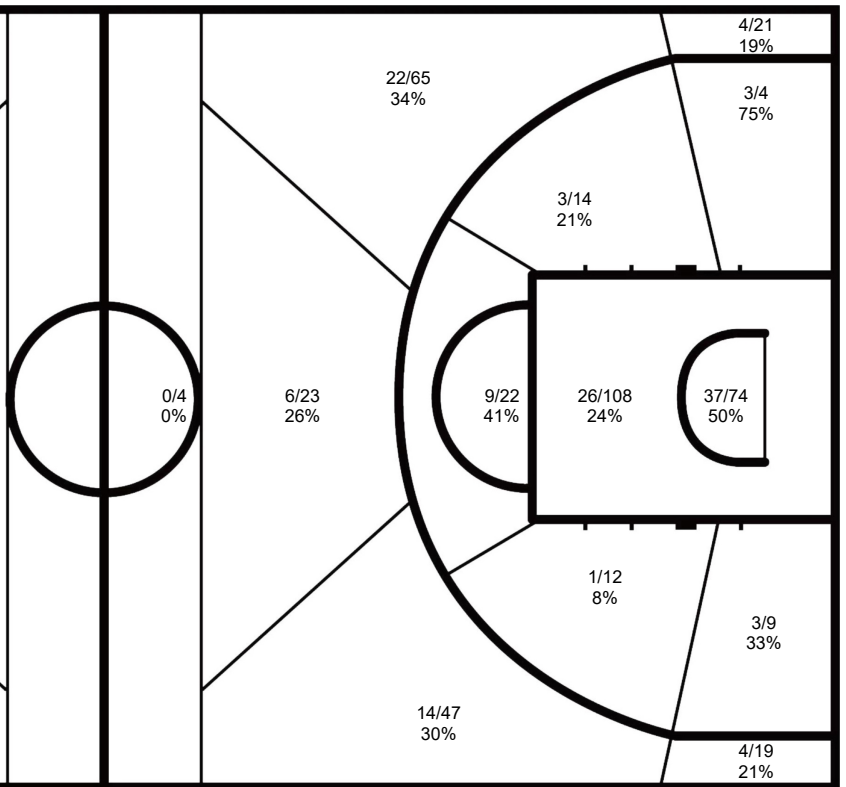
After 6 Games

Phase	JOR Played	Score	Field Goals		2 Points		3 Points		Free Throws		Rebounds			AS	TO	ST	BS	PF	FD	
			M/A	%	M/A	%	M/A	%	M/A	%	OR	DR	TOT							
Preliminary Round Group C	THA	97-63	For	30/68	44	17/36	47	13/32	41	24/42	57	32	43	75	22	21	12	4	11	29
			Agn.	22/76	29	9/34	27	13/42	31	6/16	38	20	23	43	14	18	12	2	29	10
Preliminary Round Group C	BRN	84-60	For	30/62	48	23/41	56	7/21	33	17/28	61	16	36	52	25	17	10	8	17	24
			Agn.	19/69	28	9/37	24	10/32	31	12/15	80	16	25	41	14	18	11	0	25	16
Preliminary Round Group C	PHI	87-62	For	32/61	53	24/37	65	8/24	33	15/21	71	9	34	43	21	9	7	4	15	22
			Agn.	24/72	33	20/48	42	4/24	17	10/12	83	15	26	41	9	11	4	1	22	12
Quarterfinals	KSA	76-57	For	26/64	41	15/36	42	11/28	39	13/20	65	15	33	48	21	15	8	3	19	24
			Agn.	18/64	28	15/44	34	3/20	15	18/29	62	21	30	51	13	17	9	1	24	19
Semifinals	TPE	90-71	For	33/65	51	24/44	55	9/21	43	15/20	75	12	39	51	21	16	5	3	11	16
			Agn.	26/73	36	14/38	37	12/35	34	7/9	78	8	25	33	23	11	11	2	16	9
Finals	PHI	60-70	For	18/69	26	10/33	30	8/36	22	16/28	57	25	29	54	18	11	7	3	19	21
			Agn.	22/67	33	15/42	36	7/25	28	19/22	86	18	36	54	19	12	8	4	22	19

JOR - Jordan



Opponents



JOR	M/A	%
Field Goals	169/389	43
2 Points	113/227	50
3 Points	56/162	35
Free Throws	100/159	63

%	M/A	Opponents
31	131/421	Field Goals
34	82/243	2 Points
28	49/178	3 Points
70	72/103	Free Throws



Cumulative Statistics

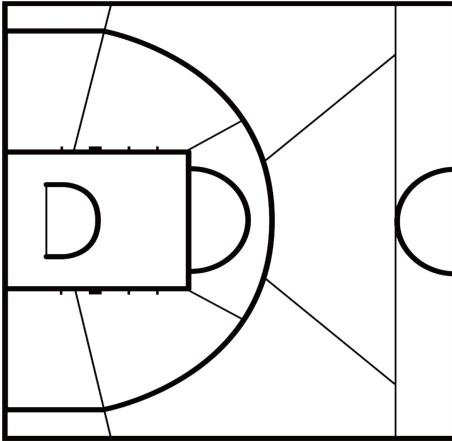
累计数据统计

As of FRI 6 OCT 2023 at 22:13

JOR - Jordan

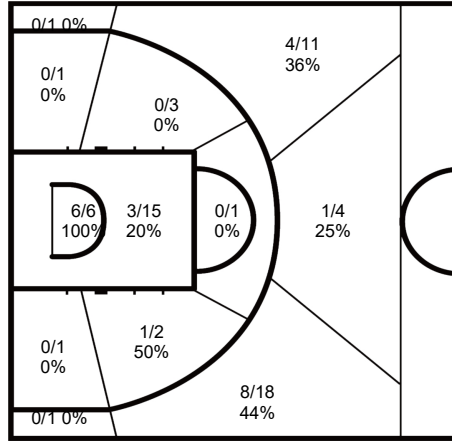
After 6 Games

4 QARMASH Fadi



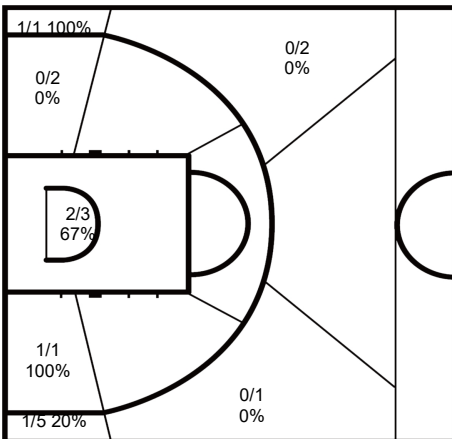
M/A	%
Field Goals	
2 Points	
3 Points	
Free Throws	

5 MUSTAFA Fadi



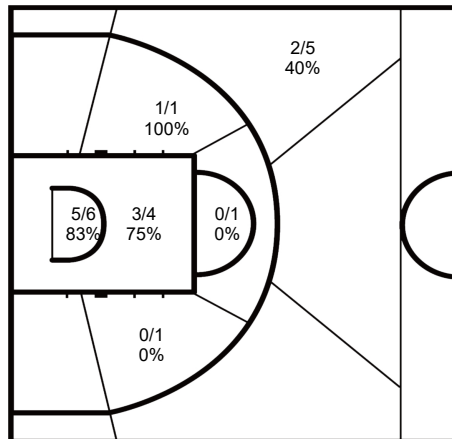
M/A	%
Field Goals	23/64 36
2 Points	10/29 35
3 Points	13/35 37
Free Throws	11/16 69

6 ALHENDI Ashraf



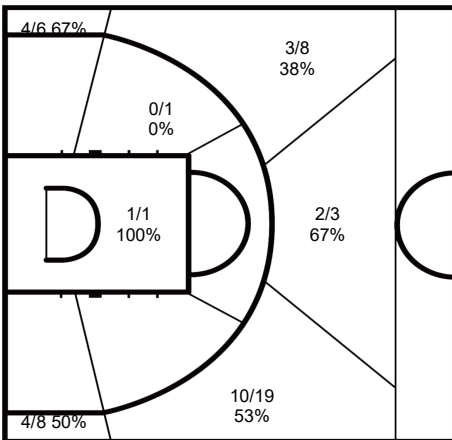
M/A	%
Field Goals	5/15 33
2 Points	3/6 50
3 Points	2/9 22
Free Throws	

7 ALHAMARSHEH Ahmad



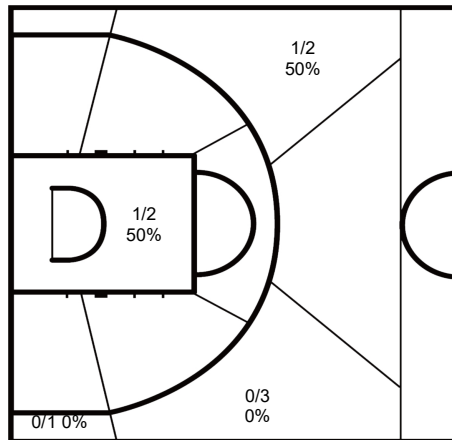
M/A	%
Field Goals	11/18 61
2 Points	9/13 69
3 Points	2/5 40
Free Throws	5/12 42

9 BZAI Sami



M/A	%
Field Goals	24/46 52
2 Points	1/2 50
3 Points	23/44 52
Free Throws	5/6 83

11 ALHAMMOURI Ahmad



M/A	%
Field Goals	2/8 25
2 Points	1/2 50
3 Points	1/6 17
Free Throws	

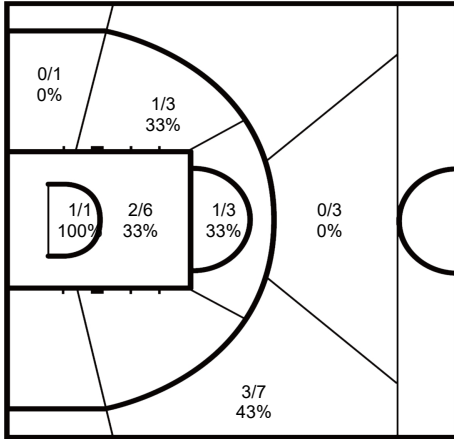


Cumulative Statistics

累计数据统计

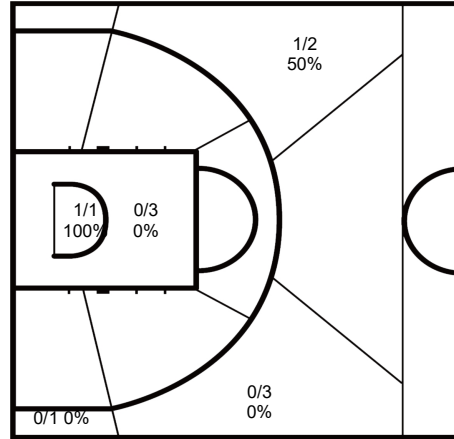
As of FRI 6 OCT 2023 at 22:13

13 HUSSEIN Mohammad



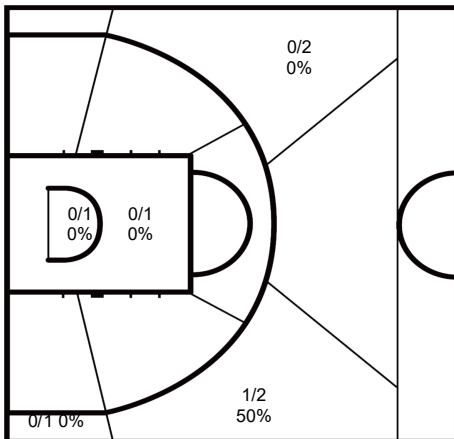
	M/A	%
Field Goals	8/24	33
2 Points	5/14	36
3 Points	3/10	30
Free Throws	1/2	50

21 ABBAAS Hashem



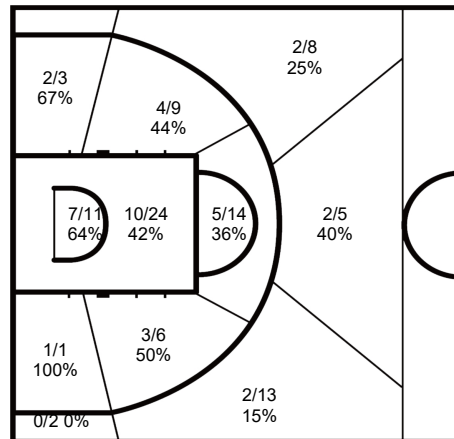
	M/A	%
Field Goals	2/10	20
2 Points	1/4	25
3 Points	1/6	17
Free Throws		

22 KANAAN Malek



	M/A	%
Field Goals	1/7	14
2 Points	0/2	0
3 Points	1/5	20
Free Throws	4/8	50

24 JEFFERSON Rondae



	M/A	%
Field Goals	38/96	40
2 Points	32/68	47
3 Points	6/28	21
Free Throws	37/55	67

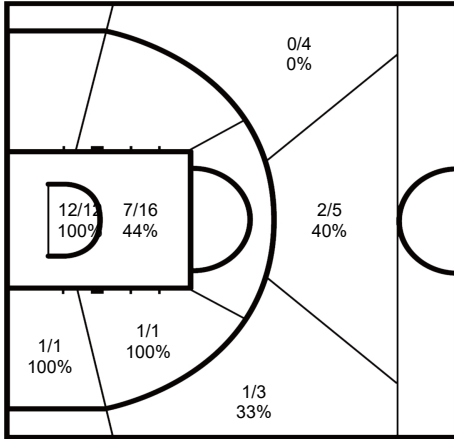


Cumulative Statistics

累计数据统计

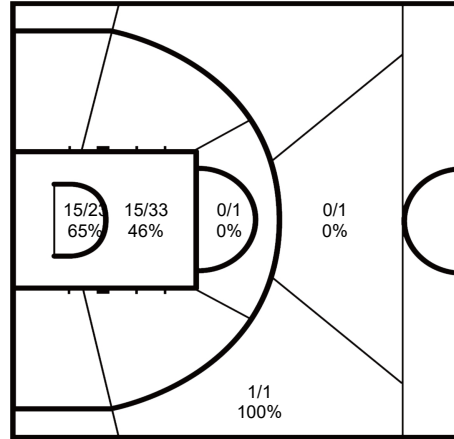
As of FRI 6 OCT 2023 at 22:13

32 BOHANNON John



	M/A	%
Field Goals	24/42	57
2 Points	21/30	70
3 Points	3/12	25
Free Throws	16/28	57

44 AL DWAIRI Ahmad



	M/A	%
Field Goals	31/59	53
2 Points	30/57	53
3 Points	1/2	50
Free Throws	21/32	66

Legend:

%	Shooting Percentage	(C)	Captain	+/-	Plus-Minus	Agn.	Against
AS	Assists	BS	Blocked Shots	DR	Defensive Rebounds	DSQ	Disqualified
FD	Fouls Drawn	GP	Games Played	M/A	Made/Attempts	MPG	Minutes Played per Game
No.	Uniform Number	OR	Offensive Rebounds	PF	Fouls	PPG	Points per Game
PTS	Points	ST	Steals	TO	Turnovers	TOT	Total Rebounds
TP	Time Played						

Timing and Results provided by Bornan



Cumulative Statistics

累计数据统计

As of FRI 6 OCT 2023 at 13:35

JPN - Japan

After 6 Games

Player Totals

No.	Name	GP	TP	Field Goals		2 Points		3 Points		Free Throws		Rebounds			AS	TO	ST	BS	PF	FD	+/-	PTS
				M/A	%	M/A	%	M/A	%	M/A	%	OR	DR	TOT								
0	TERASHIMA Ryo	6	1:29:00	15/39	39	13/27	48	2/12	17	13/14	93	4	11	15	12	9	4		9	13	-4	45
2	SAITO Takumi(C)	6	1:43:41	13/38	34	7/19	37	6/19	32	3/5	60		13	13	28	13	6		5	6	14	35
6	AKAHO Raita	6	2:02:14	14/36	39	10/18	56	4/18	22	4/6	67	12	9	21	12	1	3		14	9	6	36
11	KUMAGAI Ko	6	1:15:03	10/21	48	4/8	50	6/13	46	6/6	100	3	6	9	15	3	1		4	12		32
12	NISHINO Yo	6	1:49:48	8/22	36	6/16	38	2/6	33	1/2	50	7	9	16	3	12	4	1	10	5	-45	19
14	SATO Takuma	5	1:46:39	7/17	41	5/8	63	2/9	22	4/5	80	12	19	31	5	2	4	2	7	10	51	20
15	ICHIKAWA Masato	6	1:26:23	10/31	32	2/8	25	8/23	35			6	9	15	6	3			7	2	-18	28
21	HIRAIWA Gen	2	34:50	3/4	75	3/4	75			2/6	33	4	5	9	3	2			4	3	7	8
25	KAWASHIMA Yuto	6	2:26:18	16/41	39	14/24	58	2/17	12	3/6	50	8	18	26	10	10	9	2	20	6	37	37
29	HOSOKAWA Kazuki	6	2:03:57	26/73	36	5/10	50	21/63	33	0/1	0	4	9	13	6	4	4		10		-28	73
30	IMAMURA Keita	6	1:59:02	33/70	47	20/33	61	13/37	35	11/17	65	5	15	20	9	9	10	1	13	15	42	90
44	YONEYAMA Java Eo	6	1:21:40	8/17	47	4/8	50	4/9	44			5	8	13	6	7	2	1	8	1	-22	20
Team/Coach																						
Totals				163/409	40	93/183	51	70/226	31	47/68	69	86	145	231	115	80	47	7	112	82	8	443
Opponents				160/367	44	115/229	50	45/138	33	70/102	69	90	171	261	97	96	34	13	84	110	-8	435

Team Totals

	JPN	Opponents
Points from Turnovers	102	194
Points in the Paint	180(90/163)55%	194(97/172)56%
Second Chance Points	87	77
Fast Break Points	72	58
Bench Points	215	138

Player Averages

No.	Name	GP	MPG	Field Goals		2 Points		3 Points		Free Throws		Rebounds			AS	TO	ST	BS	PF	FD	+/-	PTS
				M/A	%	M/A	%	M/A	%	M/A	%	OR	DR	TOT								
0	TERASHIMA Ryo	6	14:50	2.5/6.5	39	2.2/4.5	48	2/12	17	2.2/2.3	93	0.7	1.8	2.5	2.0	1.5	0.7		1.5	2.2	-0.7	7.5
2	SAITO Takumi(C)	6	17:16	2.2/6.3	34	1.2/3.2	37	6/19	32	0.5/0.8	60		2.2	2.2	4.7	2.2	1.0		0.8	1.0	2.3	5.8
6	AKAHO Raita	6	20:22	2.3/6.0	39	1.7/3.0	56	4/18	22	0.7/1.0	67	2.0	1.5	3.5	2.0	0.2	0.5		2.3	1.5	1.0	6.0
11	KUMAGAI Ko	6	12:30	1.7/3.5	48	0.7/1.3	50	6/13	46	1.0/1.0	100	0.5	1.0	1.5	2.5	0.5	0.2		0.7	2.0		5.3
12	NISHINO Yo	6	18:18	1.3/3.7	36	1.0/2.7	38	2/6	33	0.2/0.3	50	1.2	1.5	2.7	0.5	2.0	0.7	0.2	1.7	0.8	-7.5	3.2
14	SATO Takuma	5	21:19	1.4/3.4	41	1.0/1.6	63	2/9	22	0.8/1.0	80	2.4	3.8	6.2	1.0	0.4	0.8	0.4	1.4	2.0	10.2	4.0
15	ICHIKAWA Masato	6	14:23	1.7/5.2	32	0.3/1.3	25	8/23	35			1.0	1.5	2.5	1.0	0.5			1.2	0.3	-3.0	4.7
21	HIRAIWA Gen	2	17:25	1.5/2.0	75	1.5/2.0	75			1.0/3.0	33	2.0	2.5	4.5	1.5	1.0			2.0	1.5	3.5	4.0
25	KAWASHIMA Yuto	6	24:23	2.7/6.8	39	2.3/4.0	58	2/17	12	0.5/1.0	50	1.3	3.0	4.3	1.7	1.7	1.5	0.3	3.3	1.0	6.2	6.2
29	HOSOKAWA Kazuki	6	20:39	4.3/12.2	36	0.8/1.7	50	21/63	33	0.0/0.2	0	0.7	1.5	2.2	1.0	0.7	0.7		1.7		-4.7	12.2
30	IMAMURA Keita	6	19:50	5.5/11.7	47	3.3/5.5	61	13/37	35	1.8/2.8	65	0.8	2.5	3.3	1.5	1.5	1.7	0.2	2.2	2.5	7.0	15.0
44	YONEYAMA Java Eo	6	13:36	1.3/2.8	47	0.7/1.3	50	4/9	44			0.8	1.3	2.2	1.0	1.2	0.3	0.2	1.3	0.2	-3.7	3.3
Team/Coach																						
Totals				27.2/68.2	40	15.5/30.5	51	11.7/37.7	31	7.8/11.3	69	14.3	24.2	38.5	19.2	13.3	7.8	1.2	18.7	13.7	1.3	73.8
Opponents				26.7/61.2	44	19.2/38.2	50	7.5/23.0	33	11.7/17.0	69	15.0	28.5	43.5	16.2	16.0	5.7	2.2	14.0	18.3	-1.3	72.5

Team Averages

	JPN	Opponents
Points from Turnovers	17.0	12.3
Points in the Paint	30.0	32.3
Second Chance Points	14.5	12.8
Fast Break Points	12.0	9.7
Bench Points	35.8	23.0



Cumulative Statistics

累计数据统计

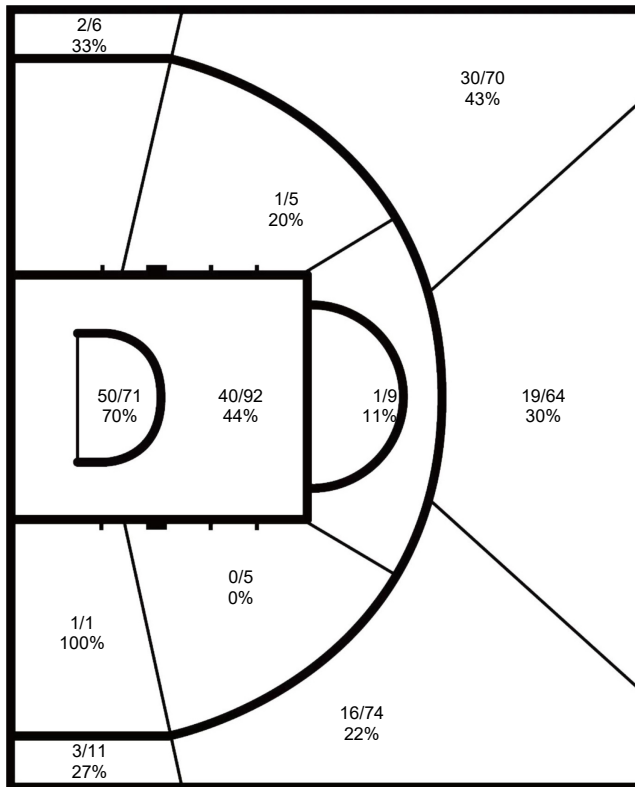
As of FRI 6 OCT 2023 at 13:35

JPN - Japan

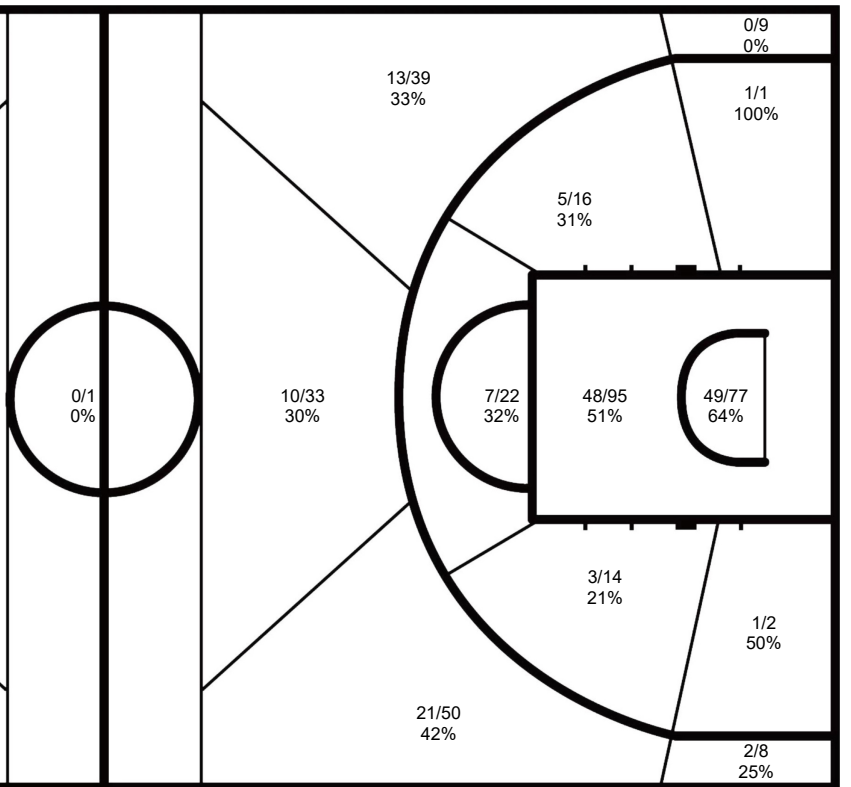
After 6 Games

Phase	JPN Played	Score		Field Goals		2 Points		3 Points		Free Throws		Rebounds			AS	TO	ST	BS	PF	FD
				M/A	%	M/A	%	M/A	%	M/A	%	OR	DR	TOT						
Preliminary Round Group D	QAT	95-63	For	31/70	44	16/29	55	15/41	37	18/24	75	18	24	42	25	13	16	2	21	18
			Agn.	21/52	40	17/35	49	4/17	24	17/23	74	12	26	38	10	24	5	1	18	20
Preliminary Round Group D	INA	70-57	For	25/71	35	14/32	44	11/39	28	9/12	75	21	31	52	17	14	4	0	22	16
			Agn.	21/57	37	17/38	45	4/19	21	11/19	58	12	26	38	11	13	4	1	16	21
Preliminary Round Group D	KOR	83-77	For	30/66	46	13/25	52	17/41	42	6/10	60	12	26	38	26	12	4	2	20	13
			Agn.	28/64	44	17/36	47	11/28	39	10/14	71	14	26	40	22	12	2	2	13	20
Quarterfinals	TPE	66-85	For	26/71	37	21/39	54	5/32	16	9/14	64	11	24	35	15	14	11	0	15	13
			Agn.	36/71	51	29/45	64	7/26	27	6/11	55	16	38	54	21	19	6	1	13	15
Classification 5th/8th Place	KSA	74-79	For	28/71	39	15/29	52	13/42	31	5/7	71	13	16	29	15	8	7	2	20	13
			Agn.	27/59	46	19/39	49	8/20	40	17/22	77	20	30	50	14	17	4	7	14	20
Finals	KOR	55-74	For	23/60	38	14/29	48	9/31	29	0/1	0	11	24	35	17	19	5	1	14	9
			Agn.	27/64	42	16/36	44	11/28	39	9/13	69	16	25	41	19	11	13	1	10	14

JPN - Japan



Opponents



JPN	M/A	%
Field Goals	163/409	40
2 Points	93/183	51
3 Points	70/226	31
Free Throws	47/68	69

%	M/A	Opponents
44	160/367	Field Goals
50	115/229	2 Points
33	45/138	3 Points
69	70/102	Free Throws



Cumulative Statistics

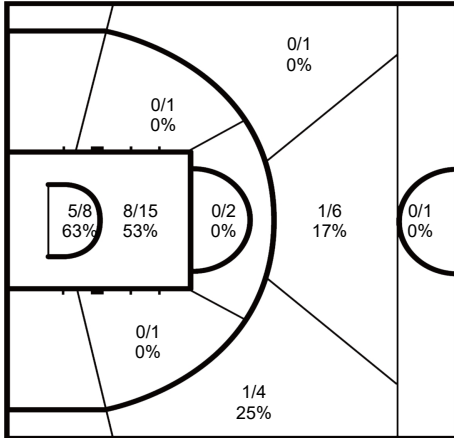
累计数据统计

As of FRI 6 OCT 2023 at 13:35

JPN - Japan

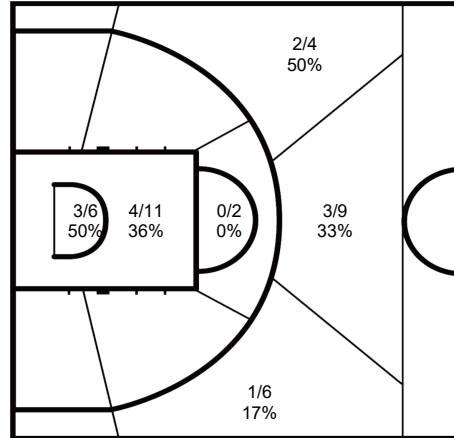
After 6 Games

0 TERASHIMA Ryo



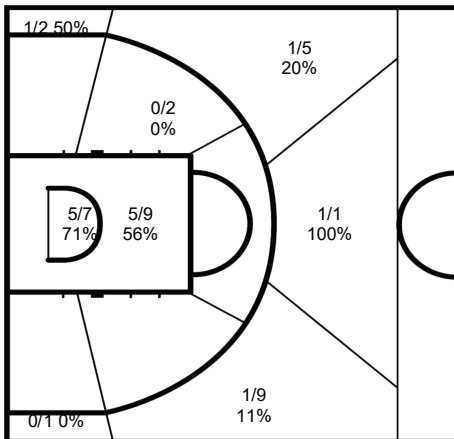
	M/A	%
Field Goals	15/39	39
2 Points	13/27	48
3 Points	2/12	17
Free Throws	13/14	93

2 SAITO Takumi



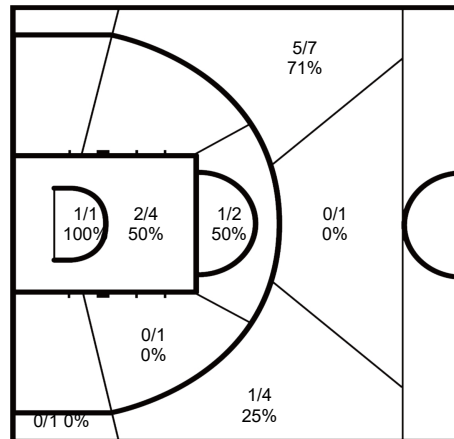
	M/A	%
Field Goals	13/38	34
2 Points	7/19	37
3 Points	6/19	32
Free Throws	3/5	60

6 AKAHO Raita



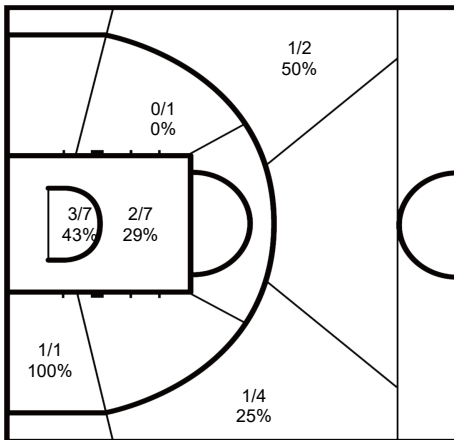
	M/A	%
Field Goals	14/36	39
2 Points	10/18	56
3 Points	4/18	22
Free Throws	4/6	67

11 KUMAGAI Ko



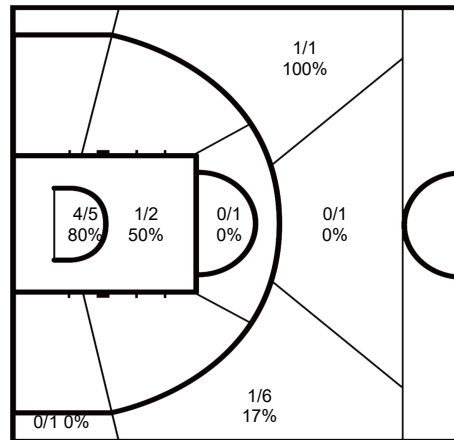
	M/A	%
Field Goals	10/21	48
2 Points	4/8	50
3 Points	6/13	46
Free Throws	6/6	100

12 NISHINO Yo



	M/A	%
Field Goals	8/22	36
2 Points	6/16	38
3 Points	2/6	33
Free Throws	1/2	50

14 SATO Takuma



	M/A	%
Field Goals	7/17	41
2 Points	5/8	63
3 Points	2/9	22
Free Throws	4/5	80

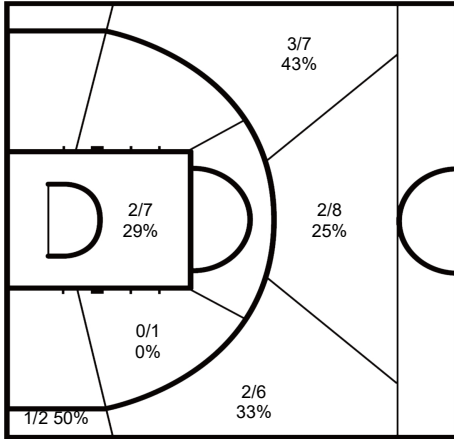


Cumulative Statistics

累计数据统计

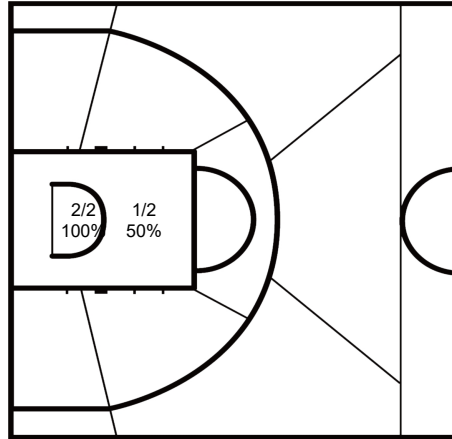
As of FRI 6 OCT 2023 at 13:35

15 ICHIKAWA Masato



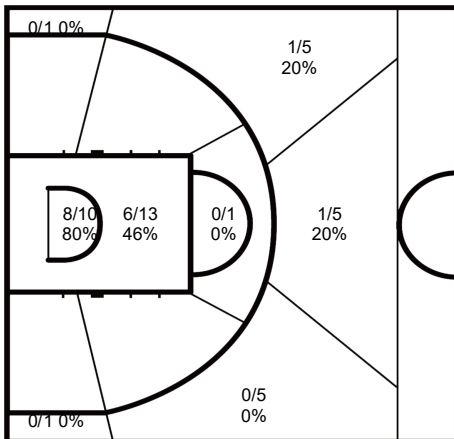
	M/A	%
Field Goals	10/31	32
2 Points	2/8	25
3 Points	8/23	35
Free Throws		

21 HIRAIWA Gen



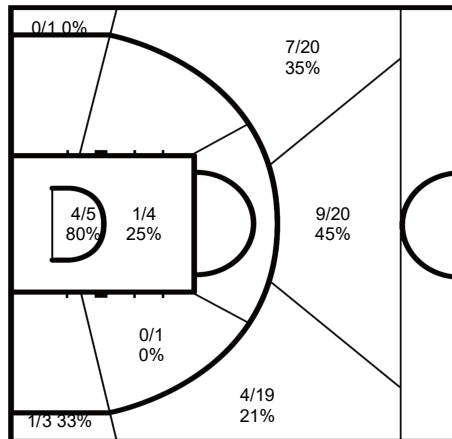
	M/A	%
Field Goals	3/4	75
2 Points	3/4	75
3 Points		
Free Throws	2/6	33

25 KAWASHIMA Yuto



	M/A	%
Field Goals	16/41	39
2 Points	14/24	58
3 Points	2/17	12
Free Throws	3/6	50

29 HOSOKAWA Kazuki



	M/A	%
Field Goals	26/73	36
2 Points	5/10	50
3 Points	21/63	33
Free Throws	0/1	0

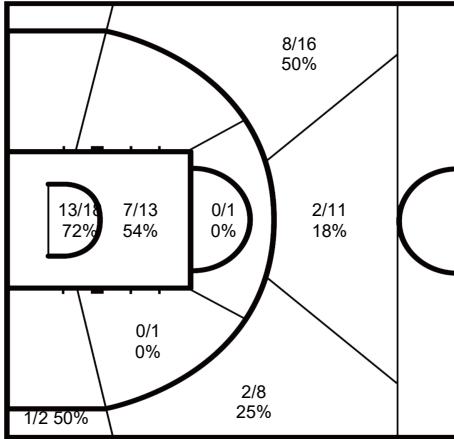


Cumulative Statistics

累计数据统计

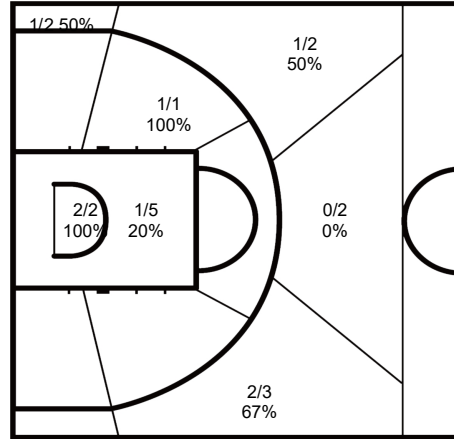
As of FRI 6 OCT 2023 at 13:35

30 IMAMURA Keita



	M/A	%
Field Goals	33/70	47
2 Points	20/33	61
3 Points	13/37	35
Free Throws	11/17	65

44 YONEYAMA Java Eo



	M/A	%
Field Goals	8/17	47
2 Points	4/8	50
3 Points	4/9	44
Free Throws		

Legend:

%	Shooting Percentage	(C)	Captain	+/-	Plus-Minus	Agn.	Against
AS	Assists	BS	Blocked Shots	DR	Defensive Rebounds	DSQ	Disqualified
FD	Fouls Drawn	GP	Games Played	M/A	Made/Attempts	MPG	Minutes Played per Game
No.	Uniform Number	OR	Offensive Rebounds	PF	Fouls	PPG	Points per Game
PTS	Points	ST	Steals	TO	Turnovers	TOT	Total Rebounds
TP	Time Played						

Timing and Results provided by Bornan



Cumulative Statistics

累计数据统计

As of MON 2 OCT 2023 at 13:55

KAZ - Kazakhstan

After 4 Games

Player Totals

No.	Name	GP	TP	Field Goals		2 Points		3 Points		Free Throws		Rebounds			AS	TO	ST	BS	PF	FD	+/-	PTS
				M/A	%	M/A	%	M/A	%	M/A	%	OR	DR	TOT								
5	KUANOV Shaim(C)	4	1:44:38	8/36	22	5/19	26	3/17	18	5/6	83	1	5	6	24	16	4		12	5	-29	24
7	NEFF Konstantin	4	30:38	5/10	50	1/3	33	4/7	57	2/2	100	1	2	3	1	4		1	3	4	-11	16
8	IVANOV Vladimir	4	54:19	8/12	67	7/7	100	1/5	20	3/4	75	3	10	13	7	1		1	8	5	-20	20
9	CHSHERBAK Vadim	4	55:55	7/19	37	4/5	80	3/14	21	1/2	50		2	2	2	1	1		5	3	-43	18
10	MURZAGALIYEV Rustam	4	1:46:30	7/30	23	1/4	25	6/26	23	2/4	50		14	14	13	12	3		3	7	-17	22
11	BYKOV Anton	4	48:25	9/27	33	9/23	39	0/4	0	10/14	71	11	8	19	2	9	2	2	8	9	-3	28
21	MARCHUK Roman	4	54:24	9/11	82	5/5	100	4/6	67			1	6	7		6	1	1	6	3	-22	22
23	PAN Robert	4	1:44:17	15/40	38	7/17	41	8/23	35	5/7	71	5	21	26	9	2	4	2	7	9	-41	43
24	GAVRILOV Dmitriy	4	54:19	4/14	29	4/14	29			1/4	25	5	7	12	2	3	2	3	7	9	-40	9
33	SAKHIPOV Stanislav	4	57:07	6/19	32	5/11	46	1/8	13				4	4	1	7	2		6		-25	13
35	MARAT Adilkhan	4	1:06:37	6/15	40	3/5	60	3/10	30			3	5	8	4	4	2		6		-17	15
47	AITKALI Ruslan	4	60:42	5/15	33	2/5	40	3/10	30			1	6	7	5	3	2		9	2	-37	13
Team/Coach													16	10	26		4					1
Totals				89/248	36	53/118	45	36/130	28	29/43	67	47	100	147	70	72	23	10	81	56	-61	243
Opponents				109/254	43	85/176	48	24/78	31	62/86	72	63	119	182	57	59	44	15	58	79	61	304

Team Totals

	KAZ	Opponents
Points from Turnovers	51	162
Points in the Paint	86(43/86)50%	162(81/150)54%
Second Chance Points	27	52
Fast Break Points	31	41
Bench Points	135	99

Player Averages

No.	Name	GP	MPG	Field Goals		2 Points		3 Points		Free Throws		Rebounds			AS	TO	ST	BS	PF	FD	+/-	PTS
				M/A	%	M/A	%	M/A	%	M/A	%	OR	DR	TOT								
5	KUANOV Shaim(C)	4	26:09	2.0/9.0	22	1.3/4.8	26	3/17	18	1.3/1.5	83	0.3	1.3	1.5	6.0	4.0	1.0		3.0	1.3	-7.3	6.0
7	NEFF Konstantin	4	7:39	1.3/2.5	50	0.3/0.8	33	4/7	57	0.5/0.5	100	0.3	0.5	0.8	0.3	1.0		0.3	0.8	1.0	-2.8	4.0
8	IVANOV Vladimir	4	13:34	2.0/3.0	67	1.8/1.8	100	1/5	20	0.8/1.0	75	0.8	2.5	3.3	1.8	0.3		0.3	2.0	1.3	-5.0	5.0
9	CHSHERBAK Vadim	4	13:58	1.8/4.8	37	1.0/1.3	80	3/14	21	0.3/0.5	50		0.5	0.5	0.5	0.3	0.3		1.3	0.8	-10.8	4.5
10	MURZAGALIYEV Rustam	4	26:37	1.8/7.5	23	0.3/1.0	25	6/26	23	0.5/1.0	50		3.5	3.5	3.3	3.0	0.8		0.8	1.8	-4.3	5.5
11	BYKOV Anton	4	12:06	2.3/6.8	33	2.3/5.8	39	0/4	0	2.5/3.5	71	2.8	2.0	4.8	0.5	2.3	0.5	0.5	2.0	2.3	-0.8	7.0
21	MARCHUK Roman	4	13:36	2.3/2.8	82	1.3/1.3	100	4/6	67			0.3	1.5	1.8		1.5	0.3	0.3	1.5	0.8	-5.5	5.5
23	PAN Robert	4	26:04	3.8/10.0	38	1.8/4.3	41	8/23	35	1.3/1.8	71	1.3	5.3	6.5	2.3	0.5	1.0	0.5	1.8	2.3	-10.3	10.8
24	GAVRILOV Dmitriy	4	13:34	1.0/3.5	29	1.0/3.5	29			0.3/1.0	25	1.3	1.8	3.0	0.5	0.8	0.5	0.8	1.8	2.3	-10.0	2.3
33	SAKHIPOV Stanislav	4	14:16	1.5/4.8	32	1.3/2.8	46	1/8	13				1.0	1.0	0.3	1.8	0.5		1.5		-6.3	3.3
35	MARAT Adilkhan	4	16:39	1.5/3.8	40	0.8/1.3	60	3/10	30			0.8	1.3	2.0	1.0	1.0	0.5		1.5		-4.3	3.8
47	AITKALI Ruslan	4	15:10	1.3/3.8	33	0.5/1.3	40	3/10	30			0.3	1.5	1.8	1.3	0.8	0.5		2.3	0.5	-9.3	3.3
Team/Coach												4.0	2.5	6.5		1.0			0.3			
Totals				22.3/62.0	36	13.3/29.5	45	9.0/32.5	28	7.3/10.8	67	11.8	25.0	36.8	17.5	18.0	5.8	2.5	20.3	14.0	-15.3	60.8
Opponents				27.3/63.5	43	21.3/44.0	48	6.0/19.5	31	15.5/21.5	72	15.8	29.8	45.5	14.3	14.8	11.0	3.8	14.5	19.8	15.3	76.0

Team Averages

	KAZ	Opponents
Points from Turnovers	12.8	18.8
Points in the Paint	21.5	40.5
Second Chance Points	6.8	13.0
Fast Break Points	7.8	10.3
Bench Points	33.8	24.8



Cumulative Statistics

累计数据统计

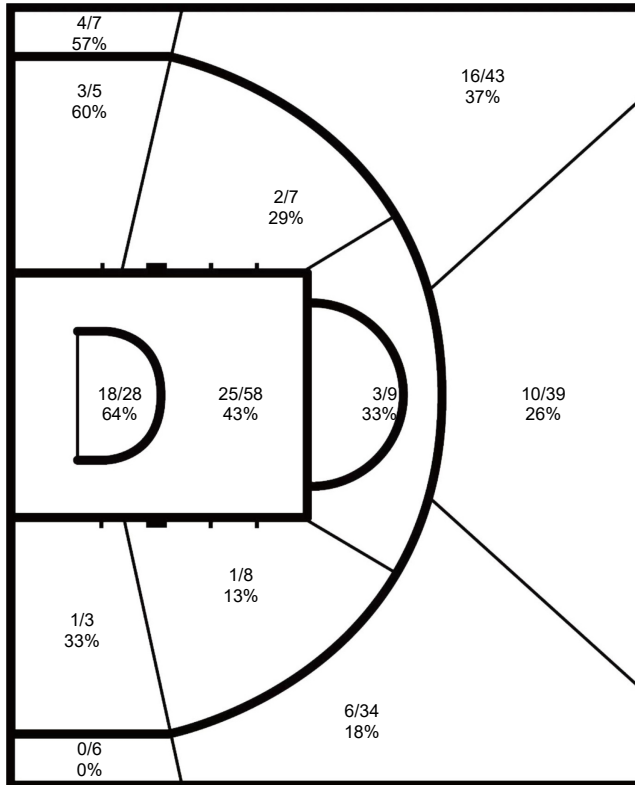
As of MON 2 OCT 2023 at 13:55

KAZ - Kazakhstan

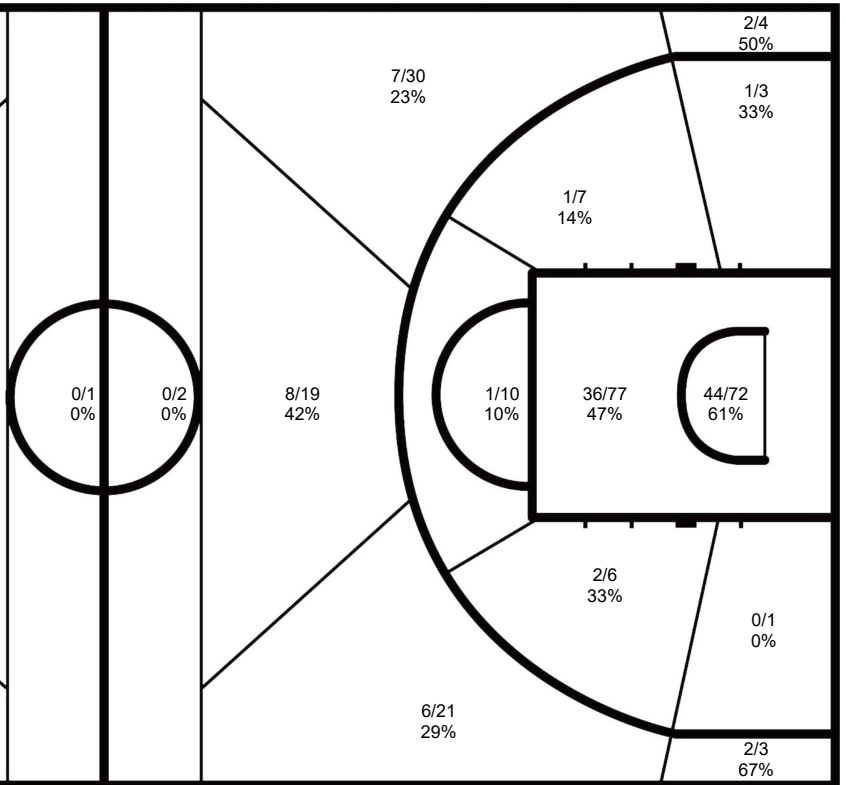
After 4 Games

Phase	KAZ Played	Score		Field Goals		2 Points		3 Points		Free Throws		Rebounds			AS	TO	ST	BS	PF	FD
				M/A	%	M/A	%	M/A	%	M/A	%	OR	DR	TOT						
Preliminary Round Group A	KSA	62-86	For	21/57	37	7/24	29	14/33	42	6/13	46	8	13	21	19	18	8	2	21	15
			Agn.	30/53	57	24/38	63	6/15	40	20/26	77	13	32	45	13	23	12	2	15	21
Preliminary Round Group A	UAE	59-49	For	25/64	39	20/35	57	5/29	17	4/6	67	18	36	54	15	19	8	5	14	14
			Agn.	20/71	28	19/53	36	1/18	6	8/11	73	17	22	39	6	11	9	4	14	13
Preliminary Round Group A	IRI	60-86	For	20/59	34	12/21	57	8/38	21	12/16	75	12	26	38	17	24	6	1	25	14
			Agn.	28/65	43	21/45	47	7/20	35	23/28	82	15	30	45	14	13	17	4	16	24
Qualifications to Quarterfinals	TPE	62-83	For	23/68	34	14/38	37	9/30	30	7/8	88	9	25	34	19	11	1	2	21	13
			Agn.	31/65	48	21/40	53	10/25	40	11/21	52	18	35	53	24	12	6	5	13	21

KAZ - Kazakhstan



Opponents



KAZ	M/A	%
Field Goals	89/248	36
2 Points	53/118	45
3 Points	36/130	28
Free Throws	29/43	67

%	M/A	Opponents
43	109/254	Field Goals
48	85/176	2 Points
31	24/78	3 Points
72	62/86	Free Throws



Cumulative Statistics

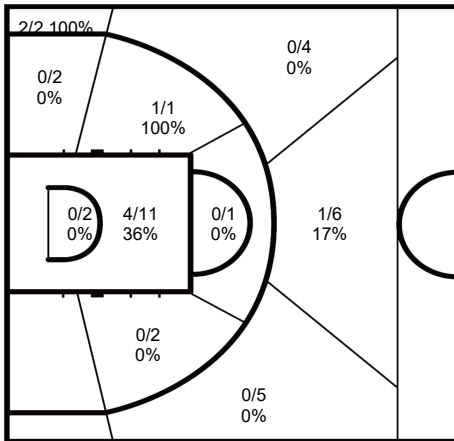
累计数据统计

As of MON 2 OCT 2023 at 13:55

KAZ - Kazakhstan

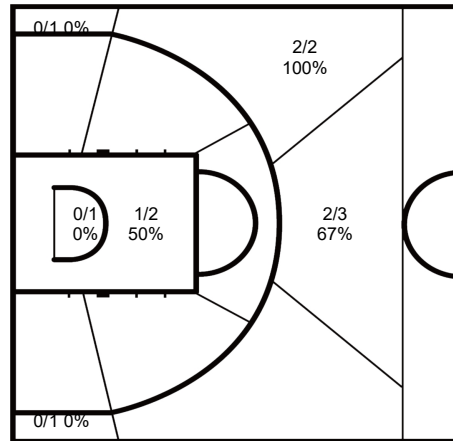
After 4 Games

5 KUANOV Shaim



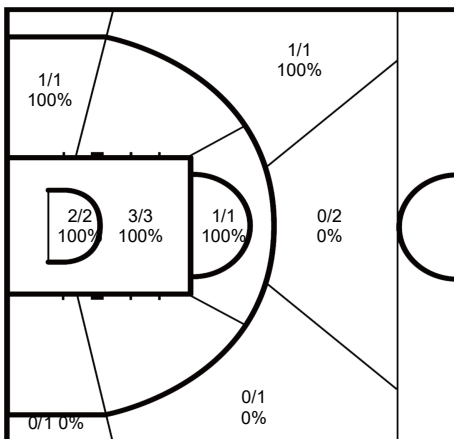
	M/A	%
Field Goals	8/36	22
2 Points	5/19	26
3 Points	3/17	18
Free Throws	5/6	83

7 NEFF Konstantin



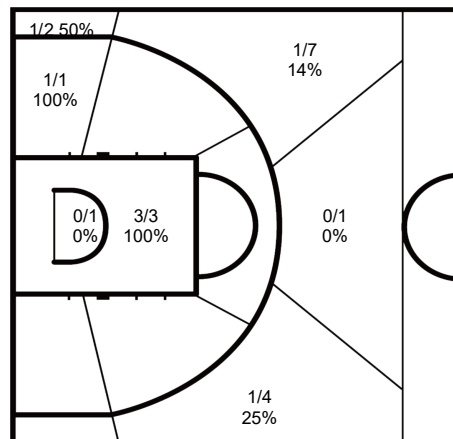
	M/A	%
Field Goals	5/10	50
2 Points	1/3	33
3 Points	4/7	57
Free Throws	2/2	100

8 IVANOV Vladimir



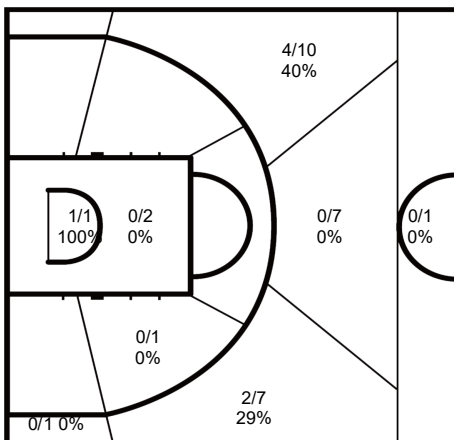
	M/A	%
Field Goals	8/12	67
2 Points	7/7	100
3 Points	1/5	20
Free Throws	3/4	75

9 CHSHERBAK Vadim



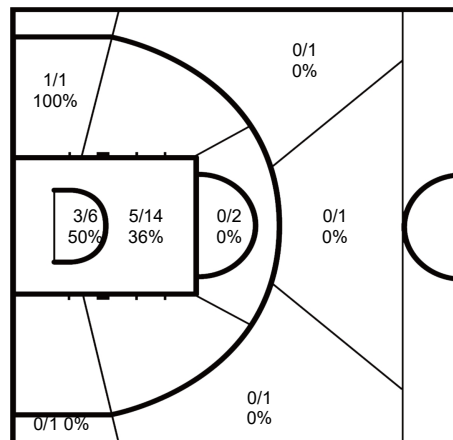
	M/A	%
Field Goals	7/19	37
2 Points	4/5	80
3 Points	3/14	21
Free Throws	1/2	50

10 MURZAGALIYEV Rustam



	M/A	%
Field Goals	7/30	23
2 Points	1/4	25
3 Points	6/26	23
Free Throws	2/4	50

11 BYKOV Anton



	M/A	%
Field Goals	9/27	33
2 Points	9/23	39
3 Points	0/4	0
Free Throws	10/14	71

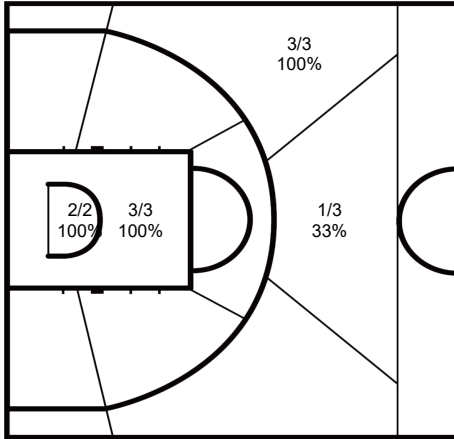


Cumulative Statistics

累计数据统计

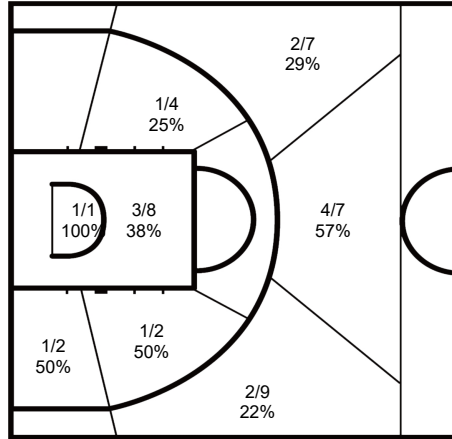
As of MON 2 OCT 2023 at 13:55

21 MARCHUK Roman



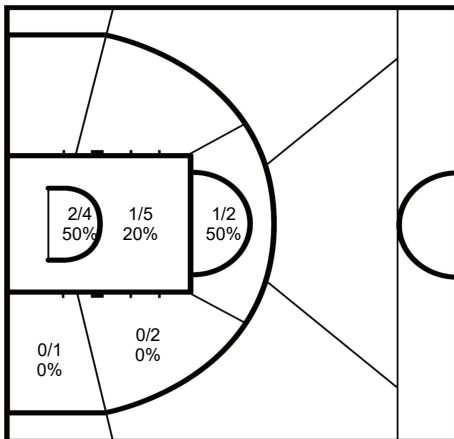
	M/A	%
Field Goals	9/11	82
2 Points	5/5	100
3 Points	4/6	67
Free Throws		

23 PAN Robert



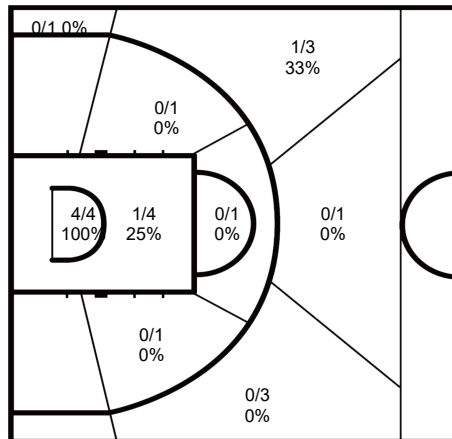
	M/A	%
Field Goals	15/40	38
2 Points	7/17	41
3 Points	8/23	35
Free Throws	5/7	71

24 GAVRILOV Dmitriy



	M/A	%
Field Goals	4/14	29
2 Points	4/14	29
3 Points		
Free Throws	1/4	25

33 SAKHIPOV Stanislav



	M/A	%
Field Goals	6/19	32
2 Points	5/11	46
3 Points	1/8	13
Free Throws		

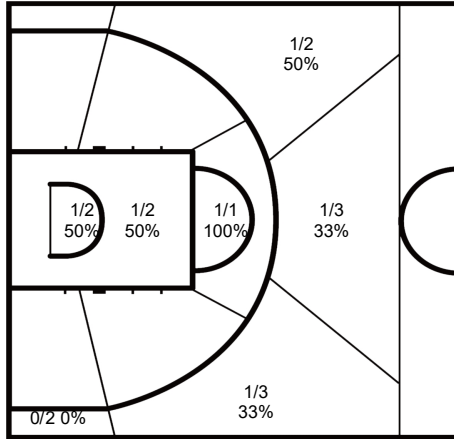


Cumulative Statistics

累计数据统计

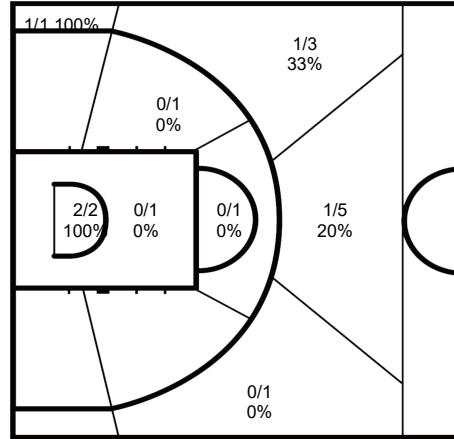
As of MON 2 OCT 2023 at 13:55

35 MARAT Adilkhan



	M/A	%
Field Goals	6/15	40
2 Points	3/5	60
3 Points	3/10	30
Free Throws		

47 AITKALI Ruslan



	M/A	%
Field Goals	5/15	33
2 Points	2/5	40
3 Points	3/10	30
Free Throws		

Legend:

%	Shooting Percentage	(C)	Captain	+/-	Plus-Minus	Agn.	Against
AS	Assists	BS	Blocked Shots	DR	Defensive Rebounds	DSQ	Disqualified
FD	Fouls Drawn	GP	Games Played	M/A	Made/Attempts	MPG	Minutes Played per Game
No.	Uniform Number	OR	Offensive Rebounds	PF	Fouls	PPG	Points per Game
PTS	Points	ST	Steals	TO	Turnovers	TOT	Total Rebounds
TP	Time Played						

Cumulative Statistics

累计数据统计

As of FRI 6 OCT 2023 at 13:35

KOR - Republic of Korea

After 7 Games

Player Totals

No.	Name	GP	TP	Field Goals		2 Points		3 Points		Free Throws		Rebounds			AS	TO	ST	BS	PF	FD	+/-	PTS
				M/A	%	M/A	%	M/A	%	M/A	%	OR	DR	TOT								
0	HA Yungi	7	1:37:54	20/36	56	20/35	57	0/1	0	9/12	75	5	17	22	7	7	2	5	7	13	-3	49
1	LEE Junghyun	7	1:49:44	12/37	32	5/11	46	7/26	27	4/7	57	3	3	6	17	4	8		8	9	22	35
2	HEO Hoon	7	2:15:06	23/56	41	7/19	37	16/37	43	13/16	81	3	5	8	27	9	8		7	17	35	75
3	BYEON Junhyeong	7	1:43:00	13/30	43	7/15	47	6/15	40	5/12	42	4	3	7	17	10	11	1	12	13	15	37
5	KIM Sunhyung(C)	7	1:12:51	9/22	41	8/15	53	1/7	14	4/4	100	2	7	9	18	8	2		5	5	-5	23
7	LEE Woosuk	7	2:35:15	17/50	34	13/31	42	4/19	21	3/5	60	2	18	20	12	10	9		11	7	14	41
11	YANG Hongseok	7	2:01:25	14/32	44	7/12	58	7/20	35	6/9	67	9	27	36	12	4	3		4	8	56	41
12	MOON Jeonghyeon	7	56:34	10/20	50	6/9	67	4/11	36	1/3	33	4	5	9	7	1	4		3	1	25	25
15	KIM Jongkyu	7	1:51:15	20/36	56	16/26	62	4/10	40	13/16	81	7	25	32	3	8	4	7	12	16	29	57
20	RA Guna	7	3:01:11	38/73	52	30/53	57	8/20	40	19/26	73	16	43	59	16	10	5	4	12	19	40	103
23	JEON Seonghyen	7	1:40:06	13/36	36	1/4	25	12/32	38	4/6	67	1	1	2	1	2	5		10	5	38	42
33	LEE Seoungyun	7	2:32:50	15/35	43	14/28	50	1/7	14	3/5	60	7	19	26	16	6	6	1	12	6	29	34
Team/Coach																						
Totals				204/463	44	134/258	52	70/205	34	84/121	69	93	189	282	153	83	67	18	105	119	59	562
Opponents				192/457	42	132/269	49	60/188	32	59/83	71	87	195	282	122	114	39	11	123	101	-59	503

Team Totals

	KOR	Opponents
Points from Turnovers	127	246
Points in the Paint	224(112/195)57%	246(123/229)54%
Second Chance Points	70	89
Fast Break Points	89	78
Bench Points	217	198

Player Averages

No.	Name	GP	MPG	Field Goals		2 Points		3 Points		Free Throws		Rebounds			AS	TO	ST	BS	PF	FD	+/-	PTS
				M/A	%	M/A	%	M/A	%	M/A	%	OR	DR	TOT								
0	HA Yungi	7	13:59	2.9/5.1	56	2.9/5.0	57	0/1	0	1.3/1.7	75	0.7	2.4	3.1	1.0	0.3	0.7	1.0	1.9	-0.4	7.0	
1	LEE Junghyun	7	15:40	1.7/5.3	32	0.7/1.6	46	7/26	27	0.6/1.0	57	0.4	0.4	0.9	2.4	0.6	1.1		1.1	1.3	3.1	5.0
2	HEO Hoon	7	19:18	3.3/8.0	41	1.0/2.7	37	16/37	43	1.9/2.3	81	0.4	0.7	1.1	3.9	1.3	1.1		1.0	2.4	5.0	10.7
3	BYEON Junhyeong	7	14:42	1.9/4.3	43	1.0/2.1	47	6/15	40	0.7/1.7	42	0.6	0.4	1.0	2.4	1.4	1.6	0.1	1.7	1.9	2.1	5.3
5	KIM Sunhyung(C)	7	10:24	1.3/3.1	41	1.1/2.1	53	1/7	14	0.6/0.6	100	0.3	1.0	1.3	2.6	1.1	0.3		0.7	0.7	-0.7	3.3
7	LEE Woosuk	7	22:10	2.4/7.1	34	1.9/4.4	42	4/19	21	0.4/0.7	60	0.3	2.6	2.9	1.7	1.4	1.3		1.6	1.0	2.0	5.9
11	YANG Hongseok	7	17:20	2.0/4.6	44	1.0/1.7	58	7/20	35	0.9/1.3	67	1.3	3.9	5.1	1.7	0.6	0.4		0.6	1.1	8.0	5.9
12	MOON Jeonghyeon	7	8:04	1.4/2.9	50	0.9/1.3	67	4/11	36	0.1/0.4	33	0.6	0.7	1.3	1.0	0.1	0.6		0.4	0.1	3.6	3.6
15	KIM Jongkyu	7	15:53	2.9/5.1	56	2.3/3.7	62	4/10	40	1.9/2.3	81	1.0	3.6	4.6	0.4	1.1	0.6	1.0	1.7	2.3	4.1	8.1
20	RA Guna	7	25:53	5.4/10.4	52	4.3/7.6	57	8/20	40	2.7/3.7	73	2.3	6.1	8.4	2.3	1.4	0.7	0.6	1.7	2.7	5.7	14.7
23	JEON Seonghyen	7	14:18	1.9/5.1	36	0.1/0.6	25	12/32	38	0.6/0.9	67	0.1	0.1	0.3	0.1	0.3	0.7		1.4	0.7	5.4	6.0
33	LEE Seoungyun	7	21:50	2.1/5.0	43	2.0/4.0	50	1/7	14	0.4/0.7	60	1.0	2.7	3.7	2.3	0.9	0.9	0.1	1.7	0.9	4.1	4.9
Team/Coach																						
Totals				29.1/66.1	44	19.1/36.9	52	10.0/29.3	34	12.0/17.3	69	13.3	27.0	40.3	21.9	11.9	9.6	2.6	15.0	17.0	8.4	80.3
Opponents				27.4/65.3	42	18.9/38.4	49	8.6/26.9	32	8.4/11.9	71	12.4	27.9	40.3	17.4	16.3	5.6	1.6	17.6	14.4	-8.4	71.9

Team Averages

	KOR	Opponents
Points from Turnovers	18.1	13.0
Points in the Paint	32.0	35.1
Second Chance Points	10.0	12.7
Fast Break Points	12.7	11.1
Bench Points	31.0	28.3



Cumulative Statistics

累计数据统计

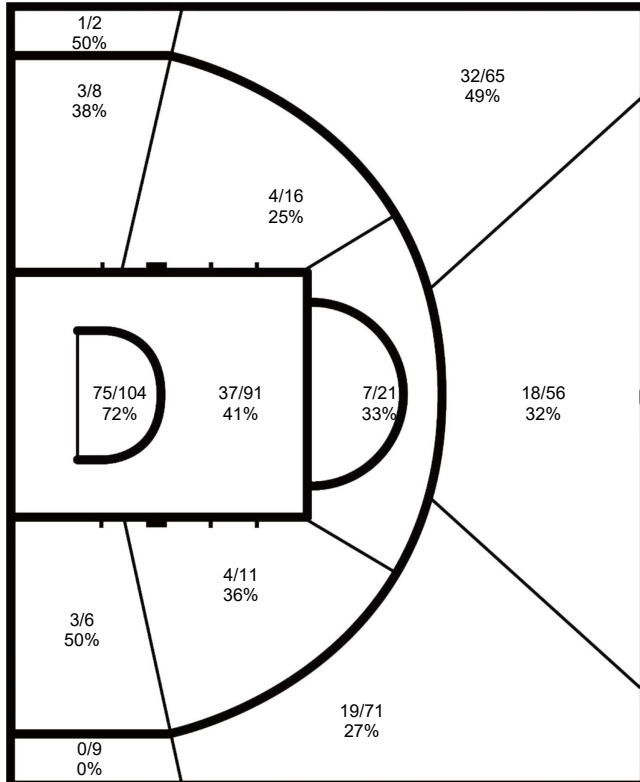
As of FRI 6 OCT 2023 at 13:35

KOR - Republic of Korea

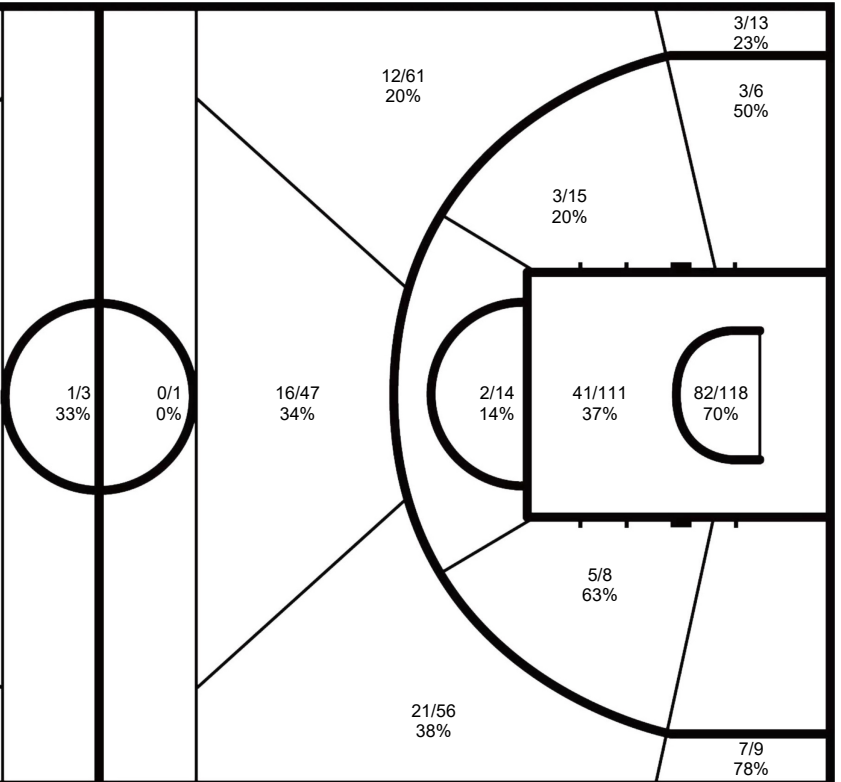
After 7 Games

Phase	KOR Played	Score		Field Goals		2 Points		3 Points		Free Throws		Rebounds			AS	TO	ST	BS	PF	FD
				M/A	%	M/A	%	M/A	%	M/A	%	OR	DR	TOT						
Preliminary Round Group D	INA	95-55	For	38/74	51	26/37	70	12/37	32	7/10	70	8	44	52	37	10	10	2	17	8
			Agn.	19/69	28	13/44	30	6/25	24	11/16	69	9	30	39	18	14	7	0	8	16
Preliminary Round Group D	QAT	76-64	For	28/69	41	21/39	54	7/30	23	13/18	72	17	27	44	18	14	14	2	18	23
			Agn.	22/62	36	15/41	37	7/21	33	13/19	68	17	28	45	12	21	6	2	23	18
Preliminary Round Group D	JPN	77-83	For	28/64	44	17/36	47	11/28	39	10/14	71	14	26	40	22	12	2	2	13	20
			Agn.	30/66	46	13/25	52	17/41	42	6/10	60	12	26	38	26	12	4	2	20	13
Qualifications to Quarterfinals	BRN	88-73	For	33/67	49	24/38	63	9/29	31	13/21	62	14	22	36	24	14	14	2	21	17
			Agn.	29/62	47	26/38	68	3/24	13	12/16	75	13	26	39	13	23	8	2	18	21
Quarterfinals	CHN	70-84	For	25/66	38	18/41	44	7/25	28	13/19	68	12	24	36	11	13	10	4	10	22
			Agn.	35/68	52	26/45	58	9/23	39	5/7	71	11	33	44	20	14	5	3	23	9
Classification 5th/8th Place	IRI	82-89	For	25/59	42	12/31	39	13/28	46	19/26	73	12	21	33	22	9	4	5	16	15
			Agn.	34/70	49	25/47	53	9/23	39	12/14	86	14	28	42	16	11	4	1	17	15
Finals	JPN	74-55	For	27/64	42	16/36	44	11/28	39	9/13	69	16	25	41	19	11	13	1	10	14
			Agn.	23/60	38	14/29	48	9/31	29	0/1	0	11	24	35	17	19	5	1	14	9

KOR - Republic of Korea



Opponents



KOR	M/A	%
Field Goals	204/463	44
2 Points	134/258	52
3 Points	70/205	34
Free Throws	84/121	69

%	M/A	Opponents
42	192/457	Field Goals
49	132/269	2 Points
32	60/188	3 Points
71	59/83	Free Throws

Timing and Results provided by Bornan



Cumulative Statistics

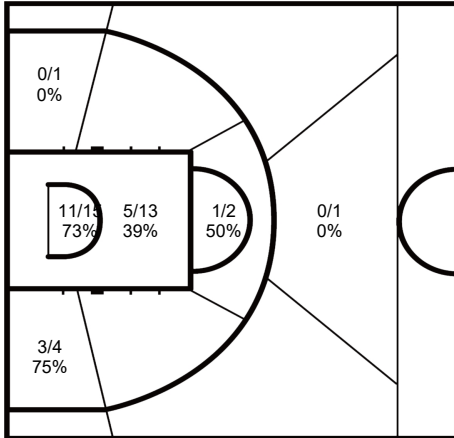
累计数据统计

As of FRI 6 OCT 2023 at 13:35

KOR - Republic of Korea

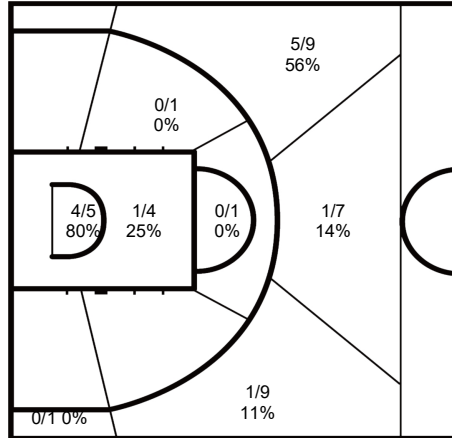
After 7 Games

0 HA Yungi



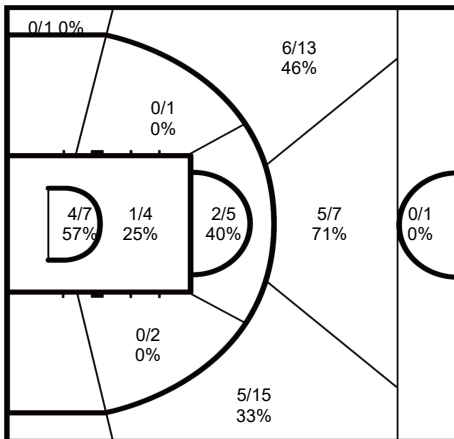
	M/A	%
Field Goals	20/36	56
2 Points	20/35	57
3 Points	0/1	0
Free Throws	9/12	75

1 LEE Junghyun



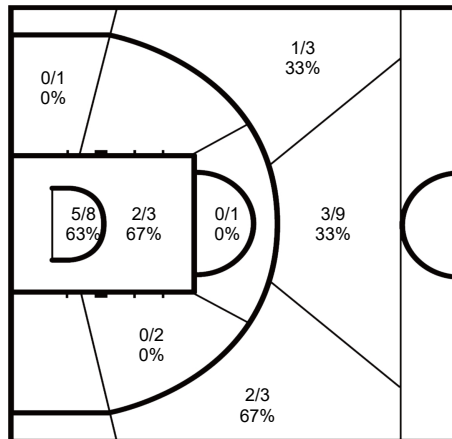
	M/A	%
Field Goals	12/37	32
2 Points	5/11	46
3 Points	7/26	27
Free Throws	4/7	57

2 HEO Hoon



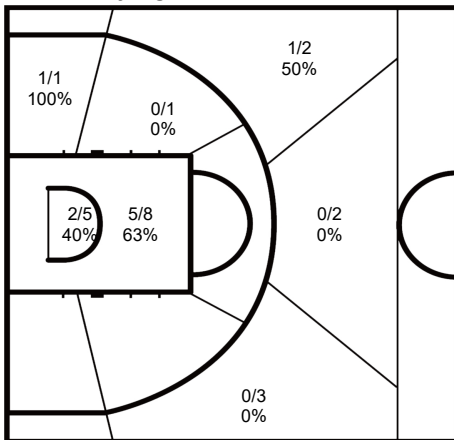
	M/A	%
Field Goals	23/56	41
2 Points	7/19	37
3 Points	16/37	43
Free Throws	13/16	81

3 BYEON Junhyeong



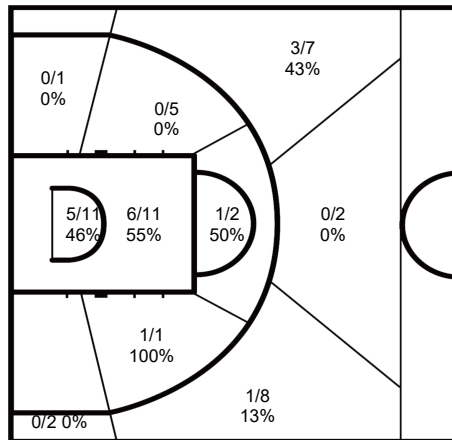
	M/A	%
Field Goals	13/30	43
2 Points	7/15	47
3 Points	6/15	40
Free Throws	5/12	42

5 KIM Sunhyung



	M/A	%
Field Goals	9/22	41
2 Points	8/15	53
3 Points	1/7	14
Free Throws	4/4	100

7 LEE Woosuk



	M/A	%
Field Goals	17/50	34
2 Points	13/31	42
3 Points	4/19	21
Free Throws	3/5	60

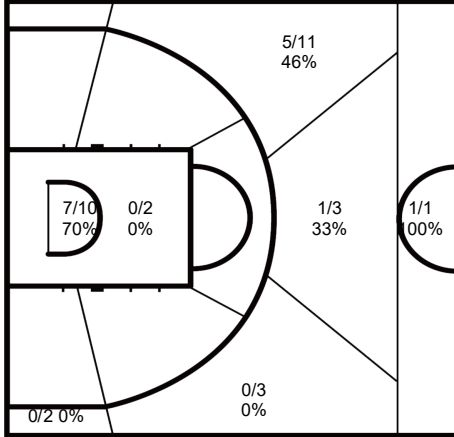


Cumulative Statistics

累计数据统计

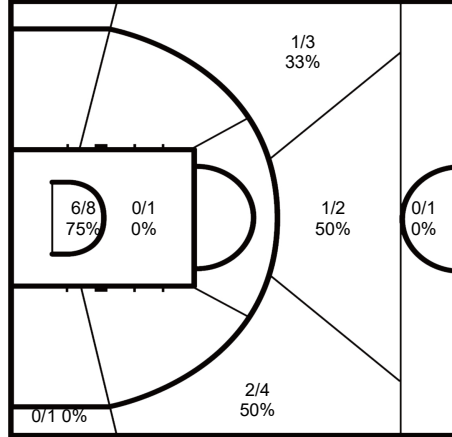
As of FRI 6 OCT 2023 at 13:35

11 YANG Hongseok



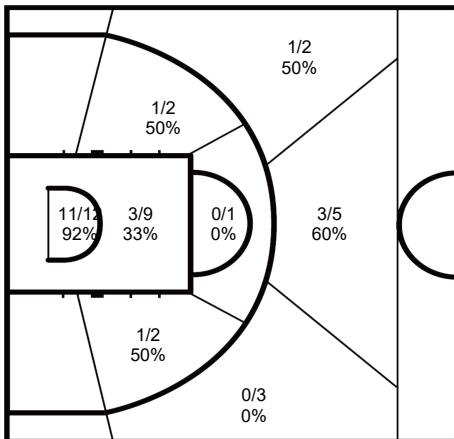
	M/A	%
Field Goals	14/32	44
2 Points	7/12	58
3 Points	7/20	35
Free Throws	6/9	67

12 MOON Jeonghyeon



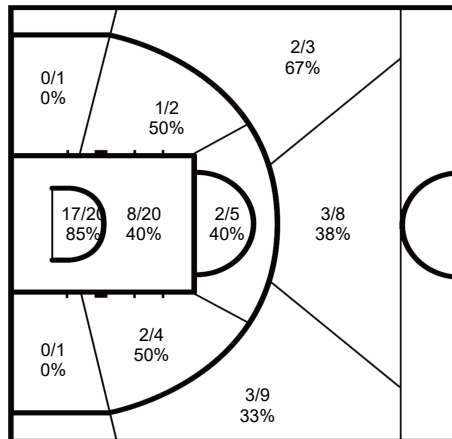
	M/A	%
Field Goals	10/20	50
2 Points	6/9	67
3 Points	4/11	36
Free Throws	1/3	33

15 KIM Jongkyu



	M/A	%
Field Goals	20/36	56
2 Points	16/26	62
3 Points	4/10	40
Free Throws	13/16	81

20 RA Guna



	M/A	%
Field Goals	38/73	52
2 Points	30/53	57
3 Points	8/20	40
Free Throws	19/26	73

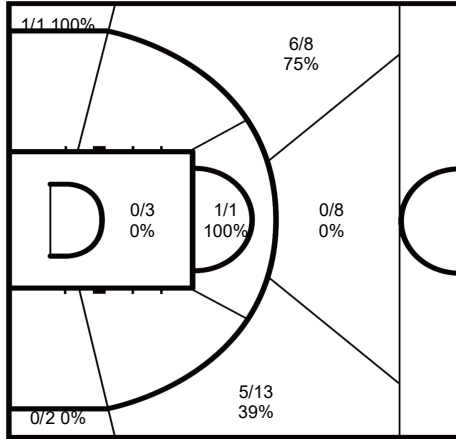


Cumulative Statistics

累计数据统计

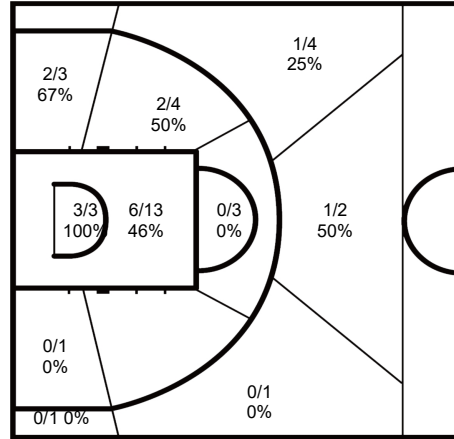
As of FRI 6 OCT 2023 at 13:35

23 JEON Seonghyen



	M/A	%
Field Goals	13/36	36
2 Points	1/4	25
3 Points	12/32	38
Free Throws	4/6	67

33 LEE Seunghyun



	M/A	%
Field Goals	15/35	43
2 Points	14/28	50
3 Points	1/7	14
Free Throws	3/5	60

Legend:

%	Shooting Percentage	(C)	Captain	+/-	Plus-Minus	Agn.	Against
AS	Assists	BS	Blocked Shots	DR	Defensive Rebounds	DSQ	Disqualified
FD	Fouls Drawn	GP	Games Played	M/A	Made/Attempts	MPG	Minutes Played per Game
No.	Uniform Number	OR	Offensive Rebounds	PF	Fouls	PPG	Points per Game
PTS	Points	ST	Steals	TO	Turnovers	TOT	Total Rebounds
TP	Time Played						

Timing and Results provided by Bornan



Cumulative Statistics

累计数据统计

As of FRI 6 OCT 2023 at 17:55

KSA - Saudi Arabia

After 7 Games

Player Totals

No.	Name	GP	TP	Field Goals		2 Points		3 Points		Free Throws		Rebounds			AS	TO	ST	BS	PF	FD	+/-	PTS																														
				M/A	%	M/A	%	M/A	%	M/A	%	OR	DR	TOT																																						
4	ALMARWANI Mohammed Hassan A(C)	7	2:35:42	27/53	51	25/44	57	2/9	22	8/11	73	9	18	27	5	8	4	7	16	10	-66	64																														
5	ALMUWALLAD Marzouq Ghazi M	4	54:02	5/18	28	2/10	20	3/8	38	12/12	100	3	7	10	7	7	1		3	11	15	25																														
6	ALMARWANI Mathna Hassan A	7	2:36:19	23/46	50	15/28	54	8/18	44	20/31	65	4	18	22	14	22	10		17	20	-2	74																														
8	BELAL Fahad Alsalik M	7	3:15:27	15/48	31	5/13	39	10/35	29	4/4	100	1	12	13	17	12	7		9	10	19	44																														
9	SALEH Mohammad Hamza M	7	38:26	2/11	18	1/4	25	1/7	14	2/2	100	2	5	7	2	3	1		4	1	-8	7																														
10	ABDELGABAR Khalid Mohammed A	7	3:48:09	30/74	41	17/37	46	13/37	35	9/14	64	11	25	36	31	10	12		10	9		82																														
12	ALSUWAILEM Mohammed Ibrahim H	7	3:40:28	50/87	58	49/78	63	1/9	11	23/37	62	32	51	83	16	19	6	12	22	34	12	124																														
15	ABOJALAS Nassir Abdulmatloob M	4	0:00																																																	
20	SHUBAYLI Ali Ahmed A	7	1:09:55	7/18	39	6/11	55	1/7	14	3/5	60	6	5	11	2	2	4		7	8	-9	18																														
23	FALLATA Abdulrahman Ismail Z	7	51:01	3/13	23	2/4	50	1/9	11	0/2	0	3	6	9	4	5	2	1	2	5	3	7																														
35	MOHAMMED Thamer Mahmoud A	7	57:00	6/17	35	6/16	38	0/1	0	4/10	40	3	7	10	1	4	2	1	3	7	17	16																														
99	KADI Musab Tariq M	7	2:53:23	20/53	38	12/28	43	8/25	32	8/13	62	5	22	27	10	14	6	4	13	12	-14	56																														
Team/Coach												37			16			53			10			1																												
Totals				188/438		43		140/273		51		48/165		29		93/141		66		116			192			308			109			116			55			25			107			127			-7			517		
Opponents				192/441		44		113/231		49		79/210		38		61/91		67		78			168			246			140			103			55			19			128			104			7			524		

Team Totals

	KSA	Opponents
Points from Turnovers	102	192
Points in the Paint	262(131/242)54%	192(96/177)54%
Second Chance Points	115	88
Fast Break Points	77	79
Bench Points	130	207

Player Averages

No.	Name	GP	MPG	Field Goals		2 Points		3 Points		Free Throws		Rebounds			AS	TO	ST	BS	PF	FD	+/-	PTS																														
				M/A	%	M/A	%	M/A	%	M/A	%	OR	DR	TOT																																						
4	ALMARWANI Mohammed Hassan A(C)	7	22:14	3.9/7.6	51	3.6/6.3	57	2/9	22	1.1/1.6	73	1.3	2.6	3.9	0.7	1.1	0.6	1.0	2.3	1.4	-9.4	9.1																														
5	ALMUWALLAD Marzouq Ghazi M	4	13:30	1.3/4.5	28	0.5/2.5	20	3/8	38	3.0/3.0	100	0.8	1.8	2.5	1.8	1.8	0.3		0.8	2.8	3.8	6.3																														
6	ALMARWANI Mathna Hassan A	7	22:19	3.3/6.6	50	2.1/4.0	54	8/18	44	2.9/4.4	65	0.6	2.6	3.1	2.0	3.1	1.4		2.4	2.9	-0.3	10.6																														
8	BELAL Fahad Alsalik M	7	27:55	2.1/6.9	31	0.7/1.9	39	10/35	29	0.6/0.6	100	0.1	1.7	1.9	2.4	1.7	1.0		1.3	1.4	2.7	6.3																														
9	SALEH Mohammad Hamza M	7	5:29	0.3/1.6	18	0.1/0.6	25	1/7	14	0.3/0.3	100	0.3	0.7	1.0	0.3	0.4	0.1		0.6	0.1	-1.1	1.0																														
10	ABDELGABAR Khalid Mohammed A	7	32:35	4.3/10.6	41	2.4/5.3	46	13/37	35	1.3/2.0	64	1.6	3.6	5.1	4.4	1.4	1.7		1.4	1.3		11.7																														
12	ALSUWAILEM Mohammed Ibrahim H	7	31:29	7.1/12.4	58	7.0/11.1	63	1/9	11	3.3/5.3	62	4.6	7.3	11.9	2.3	2.7	0.9	1.7	3.1	4.9	1.7	17.7																														
15	ABOJALAS Nassir Abdulmatloob M	4	0:00																																																	
20	SHUBAYLI Ali Ahmed A	7	9:59	1.0/2.6	39	0.9/1.6	55	1/7	14	0.4/0.7	60	0.9	0.7	1.6	0.3	0.3	0.6		1.0	1.1	-1.3	2.6																														
23	FALLATA Abdulrahman Ismail Z	7	7:17	0.4/1.9	23	0.3/0.6	50	1/9	11	0.0/0.3	0	0.4	0.9	1.3	0.6	0.7	0.3	0.1	0.3	0.7	0.4	1.0																														
35	MOHAMMED Thamer Mahmoud A	7	8:08	0.9/2.4	35	0.9/2.3	38	0/1	0	0.6/1.4	40	0.4	1.0	1.4	0.1	0.6	0.3	0.1	0.4	1.0	2.4	2.3																														
99	KADI Musab Tariq M	7	24:46	2.9/7.6	38	1.7/4.0	43	8/25	32	1.1/1.9	62	0.7	3.1	3.9	1.4	2.0	0.9	0.6	1.9	1.7	-2.0	8.0																														
Team/Coach												5.3			2.3			7.6			1.4			0.1																												
Totals				26.9/62.6		43		20.0/39.0		51		6.9/23.6		29		13.3/20.1		66		16.6			27.4			44.0			15.6			16.6			7.9			3.6			15.3			18.1			-1.0			73.9		
Opponents				27.4/63.0		44		16.1/33.0		49		11.3/30.0		38		8.7/13.0		67		11.1			24.0			35.1			20.0			14.7			7.9			2.7			18.3			14.9			1.0			74.9		

Team Averages

	KSA	Opponents
Points from Turnovers	14.6	18.3
Points in the Paint	37.4	27.4
Second Chance Points	16.4	12.6
Fast Break Points	11.0	11.3
Bench Points	18.6	29.6



Cumulative Statistics

累计数据统计

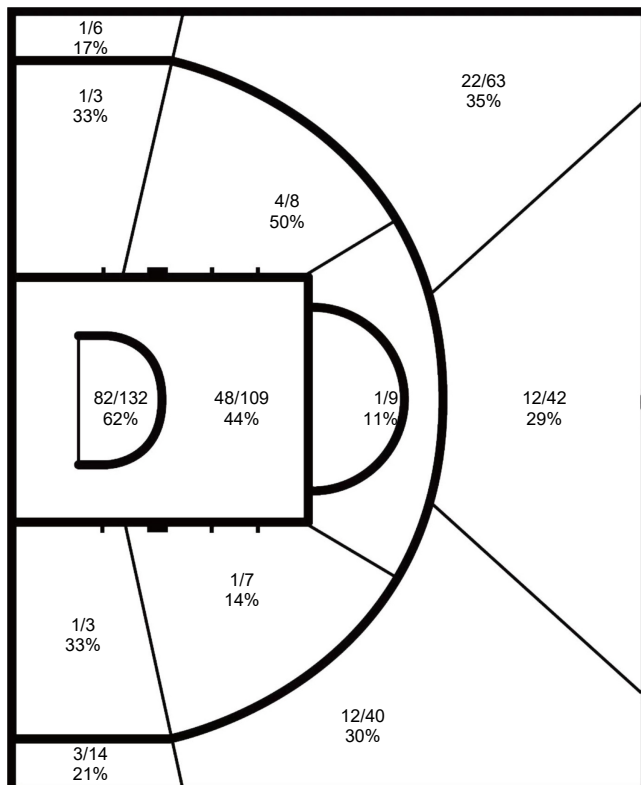
As of FRI 6 OCT 2023 at 17:55

KSA - Saudi Arabia

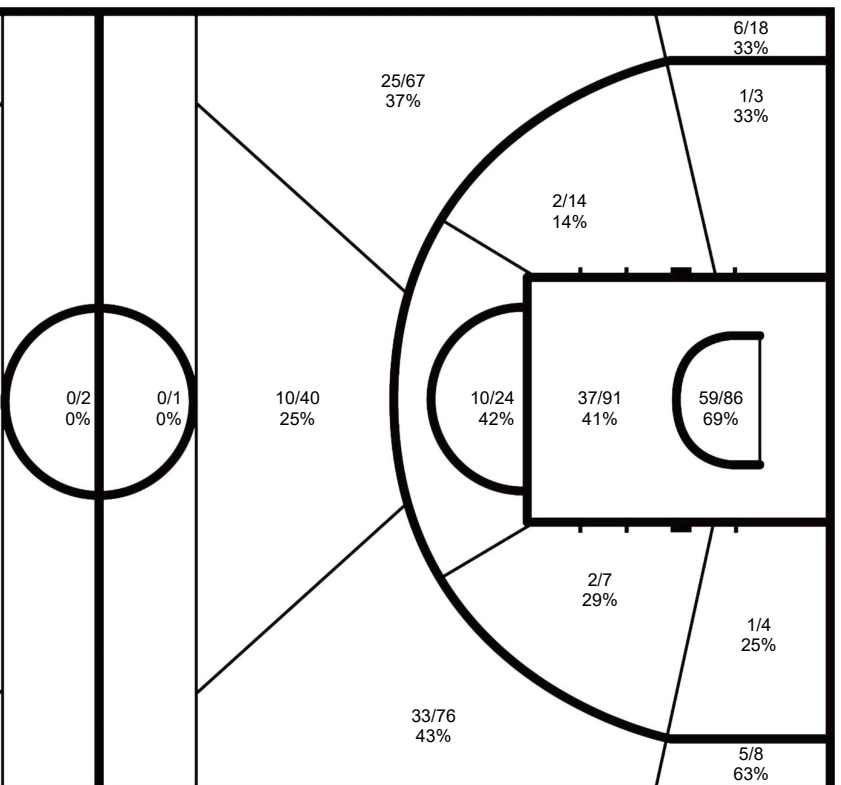
After 7 Games

Phase	KSA Played	Score		Field Goals		2 Points		3 Points		Free Throws		Rebounds			AS	TO	ST	BS	PF	FD
				M/A	%	M/A	%	M/A	%	M/A	%	OR	DR	TOT						
Preliminary Round Group A	KAZ	86-62	For	30/53	57	24/38	63	6/15	40	20/26	77	13	32	45	13	23	12	2	15	21
			Agn.	21/57	37	7/24	29	14/33	42	6/13	46	8	13	21	19	18	8	2	21	15
Preliminary Round Group A	IRI	66-81	For	23/59	39	12/28	43	11/31	36	9/16	56	12	23	35	16	20	7	6	18	19
			Agn.	32/65	49	26/43	61	6/22	27	11/17	65	15	28	43	24	15	12	2	19	17
Preliminary Round Group A	UAE	74-67	For	32/69	46	29/46	63	3/23	13	7/11	64	15	27	42	19	7	4	5	11	12
			Agn.	26/60	43	16/31	52	10/29	35	5/7	71	7	25	32	16	13	4	1	12	10
Qualifications to Quarterfinals	HKG	95-72	For	37/77	48	24/41	59	13/36	36	8/13	62	17	33	50	26	13	9	2	9	16
			Agn.	27/68	40	16/38	42	11/30	37	7/11	64	11	26	37	25	16	7	4	17	9
Quarterfinals	JOR	57-76	For	18/64	28	15/44	34	3/20	15	18/29	62	21	30	51	13	17	9	1	24	19
			Agn.	26/64	41	15/36	42	11/28	39	13/20	65	15	33	48	21	15	8	3	19	24
Classification 5th/8th Place	JPN	79-74	For	27/59	46	19/39	49	8/20	40	17/22	77	20	30	50	14	17	4	7	14	20
			Agn.	28/71	39	15/29	52	13/42	31	5/7	71	13	16	29	15	8	7	2	20	13
Finals	IRI	60-92	For	21/57	37	17/37	46	4/20	20	14/24	58	18	17	35	8	19	10	2	16	20
			Agn.	32/56	57	18/30	60	14/26	54	14/16	88	9	27	36	20	18	9	5	20	16

KSA - Saudi Arabia



Opponents



KSA	M/A	%
Field Goals	188/438	43
2 Points	140/273	51
3 Points	48/165	29
Free Throws	93/141	66

%	M/A	Opponents
44	192/441	Field Goals
49	113/231	2 Points
38	79/210	3 Points
67	61/91	Free Throws

Timing and Results provided by Bornan



Cumulative Statistics

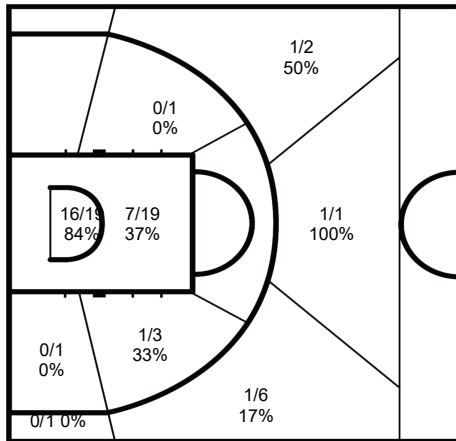
累计数据统计

As of FRI 6 OCT 2023 at 17:55

KSA - Saudi Arabia

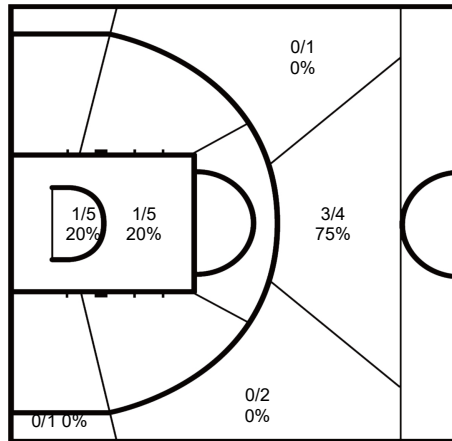
After 7 Games

4 ALMARWANI Mohammed Hassan A



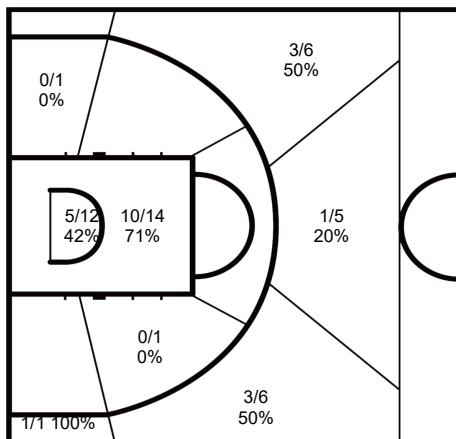
	M/A	%
Field Goals	27/53	51
2 Points	25/44	57
3 Points	2/9	22
Free Throws	8/11	73

5 ALMUWALLAD Marzouq Ghazi M



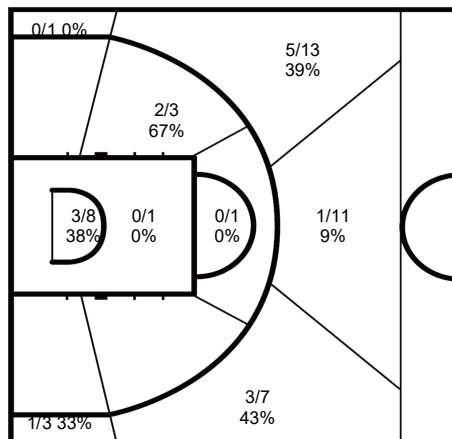
	M/A	%
Field Goals	5/18	28
2 Points	2/10	20
3 Points	3/8	38
Free Throws	12/12	100

6 ALMARWANI Mathna Hassan A



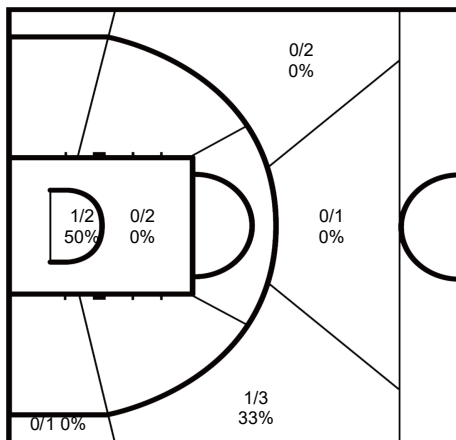
	M/A	%
Field Goals	23/46	50
2 Points	15/28	54
3 Points	8/18	44
Free Throws	20/31	65

8 BELAL Fahad Alsalik M



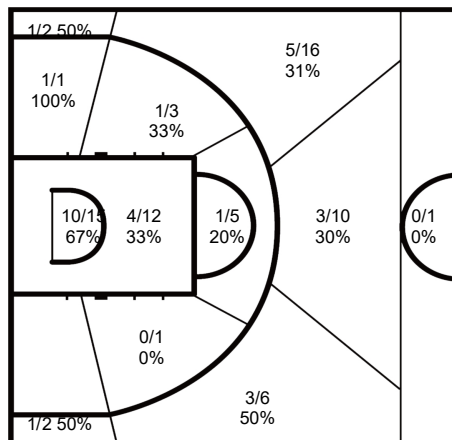
	M/A	%
Field Goals	15/48	31
2 Points	5/13	39
3 Points	10/35	29
Free Throws	4/4	100

9 SALEH Mohammad Hamza M



	M/A	%
Field Goals	2/11	18
2 Points	1/4	25
3 Points	1/7	14
Free Throws	2/2	100

10 ABDELGABAR Khalid Mohammed A



	M/A	%
Field Goals	30/74	41
2 Points	17/37	46
3 Points	13/37	35
Free Throws	9/14	64

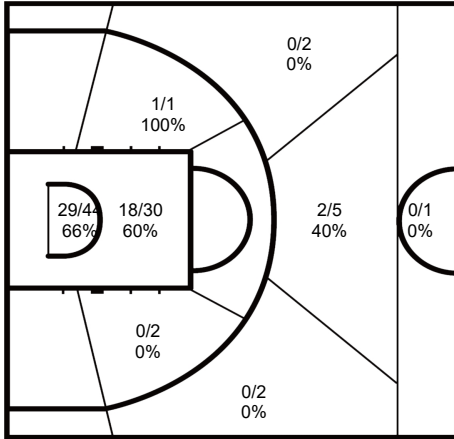


Cumulative Statistics

累计数据统计

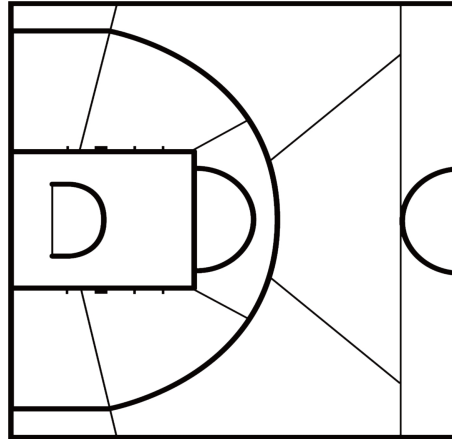
As of FRI 6 OCT 2023 at 17:55

12 ALSUWAILEM Mohammed Ibrahim H



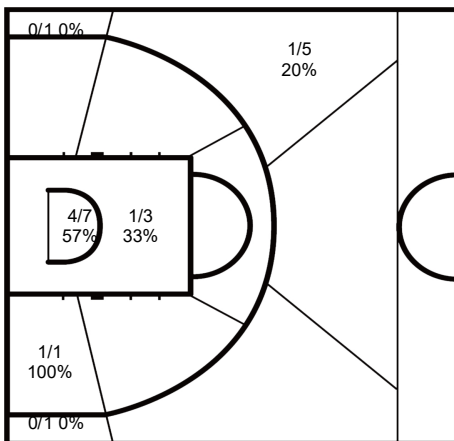
	M/A	%
Field Goals	50/87	58
2 Points	49/78	63
3 Points	1/9	11
Free Throws	23/37	62

15 ABOJALAS Nassir Abdulmatloob M



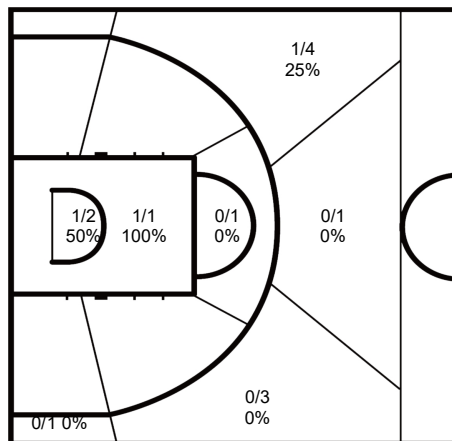
	M/A	%
Field Goals		
2 Points		
3 Points		
Free Throws		

20 SHUBAYLI Ali Ahmed A



	M/A	%
Field Goals	7/18	39
2 Points	6/11	55
3 Points	1/7	14
Free Throws	3/5	60

23 FALLATA Abdulrahman Ismail Z



	M/A	%
Field Goals	3/13	23
2 Points	2/4	50
3 Points	1/9	11
Free Throws	0/2	0

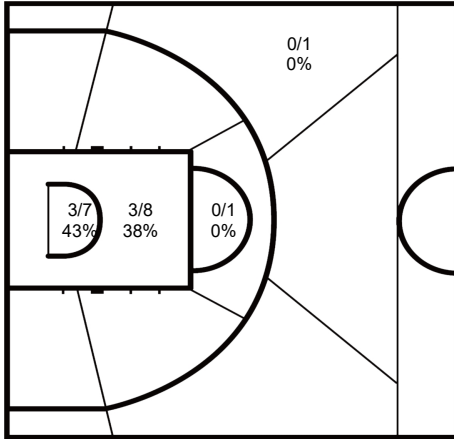


Cumulative Statistics

累计数据统计

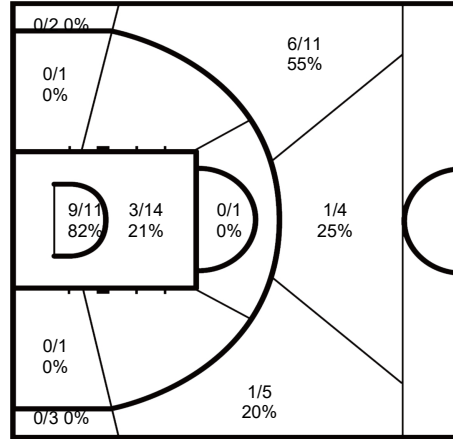
As of FRI 6 OCT 2023 at 17:55

35 MOHAMMED Thamer Mahmoud A



	M/A	%
Field Goals	6/17	35
2 Points	6/16	38
3 Points	0/1	0
Free Throws	4/10	40

99 KADI Musab Tariq M



	M/A	%
Field Goals	20/53	38
2 Points	12/28	43
3 Points	8/25	32
Free Throws	8/13	62

Legend:

%	Shooting Percentage	(C)	Captain	+/-	Plus-Minus	Agn.	Against
AS	Assists	BS	Blocked Shots	DR	Defensive Rebounds	DSQ	Disqualified
FD	Fouls Drawn	GP	Games Played	M/A	Made/Attempts	MPG	Minutes Played per Game
No.	Uniform Number	OR	Offensive Rebounds	PF	Fouls	PPG	Points per Game
PTS	Points	ST	Steals	TO	Turnovers	TOT	Total Rebounds
TP	Time Played						

Timing and Results provided by Bornan

Cumulative Statistics

累计数据统计

As of MON 2 OCT 2023 at 9:51

MGL - Mongolia

After 3 Games

Player Totals

No.	Name	GP	TP	Field Goals		2 Points		3 Points		Free Throws		Rebounds			AS	TO	ST	BS	PF	FD	+/-	PTS
				M/A	%	M/A	%	M/A	%	M/A	%	OR	DR	TOT								
2	GANTSOLMON Bolor-Erdene	3	1:33:22	18/36	50	13/24	54	5/12	42	1/2	50	1	2	3	19	9	3		7	6	-16	42
3	AMARBAYASGALAN Enkhbayasgalan(C)	3	1:22:54	11/36	31	6/21	29	5/15	33	1/1	100	8	6	14	3	3		1	7	3	-51	28
4	TUMENBAYAR Uuganbayar	3	1:11:27	10/38	26	10/31	32	0/7	0	7/12	58	9	9	18	6	4	3		8	9	-11	27
5	SANDAGDORJ Binderiya	3	34:28	1/7	14	0/2	0	1/5	20	1/2	50	2	4	6					6	1	-6	4
7	BATAA Tului	3	19:32	1/3	33	1/2	50	0/1	0	2/7	29	1	3	4		1				3	-21	4
9	ODGEREL Tulga	3	40:09	6/15	40	3/7	43	3/8	38	2/6	33	1		1	2	5	5		7	10	-16	17
10	KHISHIGBAATAR Orgil	3	1:16:35	10/23	44	9/18	50	1/5	20	1/2	50	3	13	16	3	4	2	1	10	3	-26	22
12	ENKHBAATAR Munkhbayar	3	31:38	5/11	46	3/4	75	2/7	29			1		1	2		1				-13	12
25	DAVAADORJ Dulguunmurun	3	53:40	5/12	42	5/12	42						16	16	3	4	3		5	5	-17	10
35	GANTULGA Tselmeg	3	0:00																			
44	GANTSOLMON Gan-Erdene	3	55:22	3/22	14	1/7	14	2/15	13	2/2	100	3	4	7	6	3	2		3	5	-38	10
77	ALTANGEREL Azbayar	3	40:53	6/13	46	5/10	50	1/3	33			4	5	9		2		1	8	1	-20	13
Team/Coach												17	4	21		3						
Totals				76/216	35	56/138	41	20/78	26	17/34	50	50	66	116	42	40	18	4	61	46	-47	189
Opponents				84/180	47	65/117	56	19/63	30	49/71	69	49	102	151	60	54	24	17	48	61	47	236

Team Totals

	MGL	Opponents
Points from Turnovers	52	124
Points in the Paint	76(38/90)42%	124(62/104)60%
Second Chance Points	22	23
Fast Break Points	32	71
Bench Points	69	99

Player Averages

No.	Name	GP	MPG	Field Goals		2 Points		3 Points		Free Throws		Rebounds			AS	TO	ST	BS	PF	FD	+/-	PTS
				M/A	%	M/A	%	M/A	%	M/A	%	OR	DR	TOT								
2	GANTSOLMON Bolor-Erdene	3	31:07	6.0/12.0	50	4.3/8.0	54	5/12	42	0.3/0.7	50	0.3	0.7	1.0	6.3	3.0	1.0		2.3	2.0	-5.3	14.0
3	AMARBAYASGALAN Enkhbayasgalan(C)	3	27:38	3.7/12.0	31	2.0/7.0	29	5/15	33	0.3/0.3	100	2.7	2.0	4.7	1.0	1.0		0.3	2.3	1.0	-17.0	9.3
4	TUMENBAYAR Uuganbayar	3	23:49	3.3/12.7	26	3.3/10.3	32	0/7	0	2.3/4.0	58	3.0	3.0	6.0	2.0	1.3	1.0		2.7	3.0	-3.7	9.0
5	SANDAGDORJ Binderiya	3	11:29	0.3/2.3	14	0.0/0.7	0	1/5	20	0.3/0.7	50	0.7	1.3	2.0					2.0	0.3	-2.0	1.3
7	BATAA Tului	3	6:30	0.3/1.0	33	0.3/0.7	50	0/1	0	0.7/2.3	29	0.3	1.0	1.3		0.3				1.0	-7.0	1.3
9	ODGEREL Tulga	3	13:23	2.0/5.0	40	1.0/2.3	43	3/8	38	0.7/2.0	33	0.3		0.3	0.7	1.7	1.7		2.3	3.3	-5.3	5.7
10	KHISHIGBAATAR Orgil	3	25:31	3.3/7.7	44	3.0/6.0	50	1/5	20	0.3/0.7	50	1.0	4.3	5.3	1.0	1.3	0.7	0.3	3.3	1.0	-8.7	7.3
12	ENKHBAATAR Munkhbayar	3	10:32	1.7/3.7	46	1.0/1.3	75	2/7	29			0.3		0.3	0.7			0.3			-4.3	4.0
25	DAVAADORJ Dulguunmurun	3	17:53	1.7/4.0	42	1.7/4.0	42						5.3	5.3	1.0	1.3	1.0		1.7	1.7	-5.7	3.3
35	GANTULGA Tselmeg	3	0:00																			
44	GANTSOLMON Gan-Erdene	3	18:27	1.0/7.3	14	0.3/2.3	14	2/15	13	0.7/0.7	100	1.0	1.3	2.3	2.0	1.0	0.7		1.0	1.7	-12.7	3.3
77	ALTANGEREL Azbayar	3	13:37	2.0/4.3	46	1.7/3.3	50	1/3	33			1.3	1.7	3.0		0.7		0.3	2.7	0.3	-6.7	4.3
Team/Coach												5.7	1.3	7.0		1.0						
Totals				25.3/72.0	35	18.7/46.0	41	6.7/26.0	26	5.7/11.3	50	16.7	22.0	38.7	14.0	13.3	6.0	1.3	20.3	15.3	-15.7	63.0
Opponents				28.0/60.0	47	21.7/39.0	56	6.3/21.0	30	16.3/23.7	69	16.3	34.0	50.3	20.0	18.0	8.0	5.7	16.0	20.3	15.7	78.7

Team Averages

	MGL	Opponents
Points from Turnovers	17.3	14.0
Points in the Paint	25.3	41.3
Second Chance Points	7.3	7.7
Fast Break Points	10.7	23.7
Bench Points	23.0	33.0



Cumulative Statistics

累计数据统计

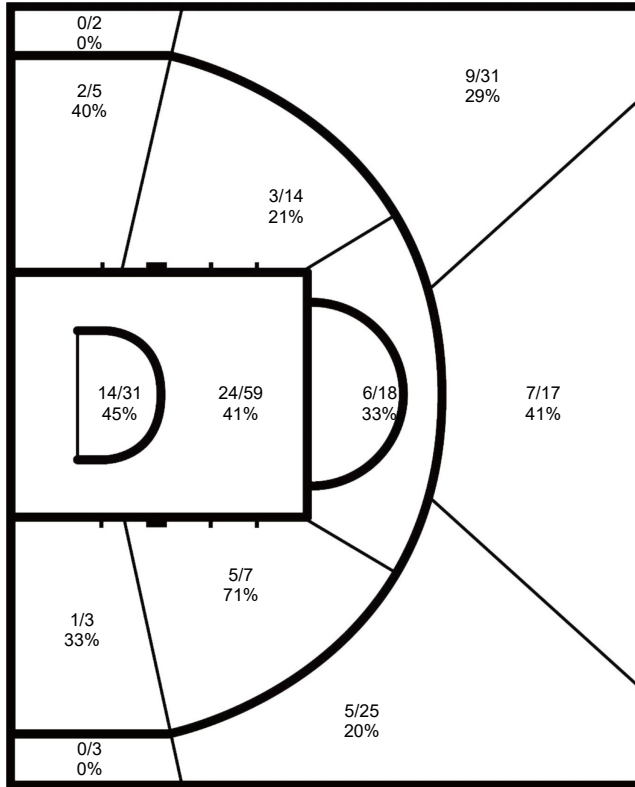
As of MON 2 OCT 2023 at 9:51

MGL - Mongolia

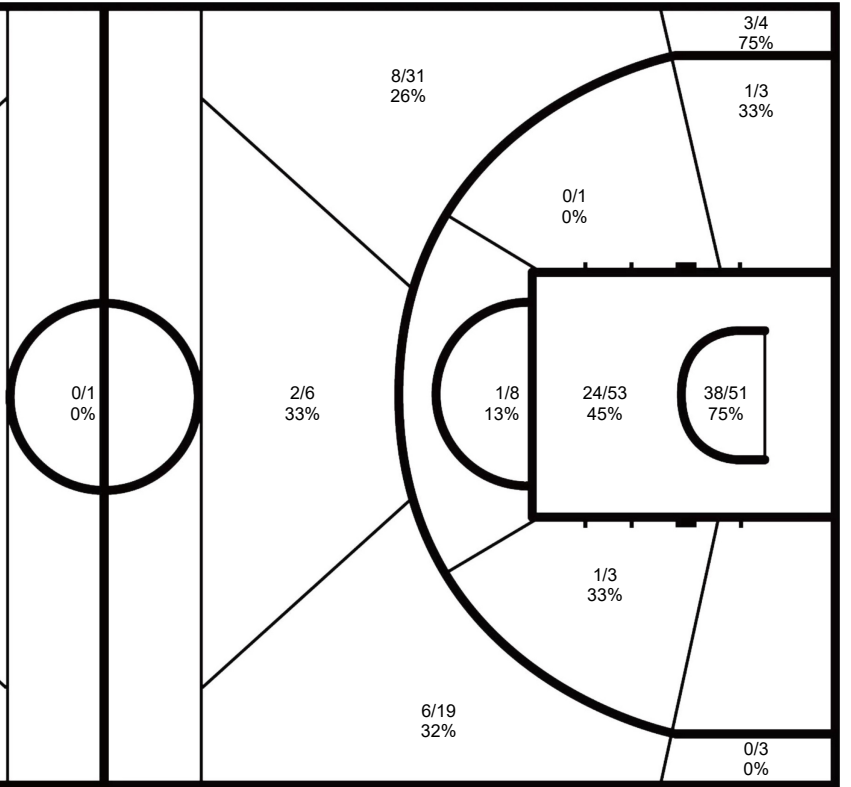
After 3 Games

Phase	MGL Played	Score		Field Goals		2 Points		3 Points		Free Throws		Rebounds			AS	TO	ST	BS	PF	FD
				M/A	%	M/A	%	M/A	%	M/A	%	OR	DR	TOT						
Preliminary Round Group B	CHN	50-89	For	20/68	29	15/39	39	5/29	17	5/14	36	14	21	35	13	17	7	2	25	16
			Agn.	33/65	51	27/41	66	6/24	25	17/25	68	18	41	59	18	18	11	8	18	25
Preliminary Round Group B	HKG	64-69	For	26/71	37	22/51	43	4/20	20	8/16	50	22	21	43	12	11	7	1	17	16
			Agn.	23/52	44	15/32	47	8/20	40	15/20	75	12	30	42	20	21	6	3	16	17
Preliminary Round Group B	TPE	75-78	For	30/77	39	19/48	40	11/29	38	4/4	100	14	24	38	17	12	4	1	19	14
			Agn.	28/63	44	23/44	52	5/19	26	17/26	65	19	31	50	22	15	7	6	14	19

MGL - Mongolia



Opponents



MGL	M/A	%
Field Goals	76/216	35
2 Points	56/138	41
3 Points	20/78	26
Free Throws	17/34	50

%	M/A	Opponents
47	84/180	Field Goals
56	65/117	2 Points
30	19/63	3 Points
69	49/71	Free Throws



Cumulative Statistics

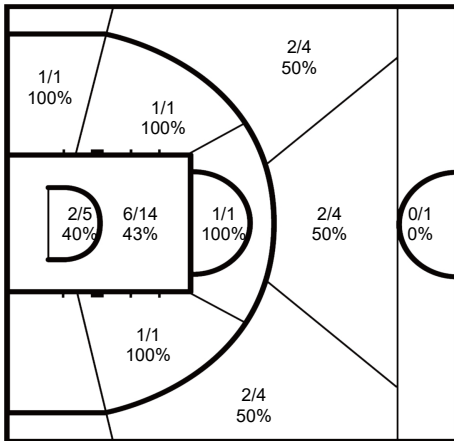
累计数据统计

As of MON 2 OCT 2023 at 9:51

MGL - Mongolia

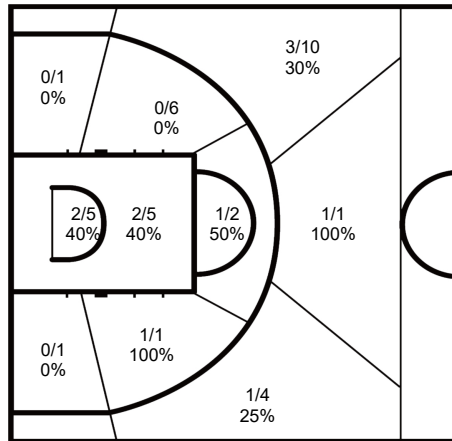
After 3 Games

2 GANTSOLMON Bolor-Erdene



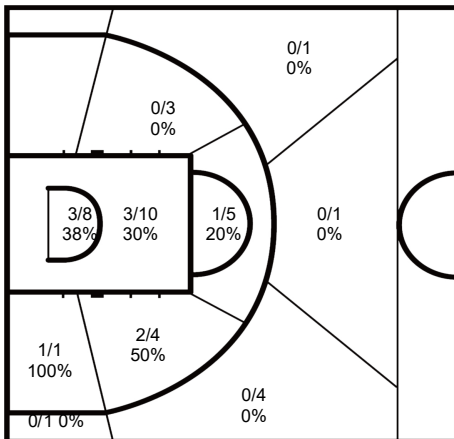
	M/A	%
Field Goals	18/36	50
2 Points	13/24	54
3 Points	5/12	42
Free Throws	1/2	50

3 AMARBAYASGALAN Enkhbayasgalan



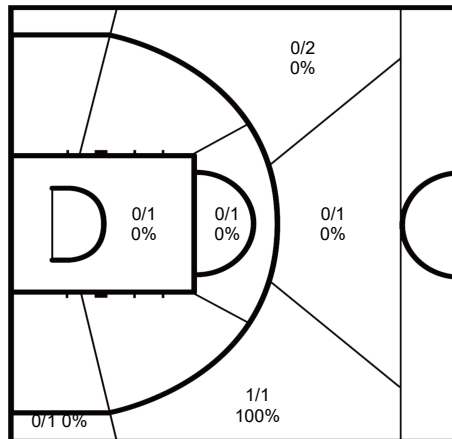
	M/A	%
Field Goals	11/36	31
2 Points	6/21	29
3 Points	5/15	33
Free Throws	1/1	100

4 TUMENBAYAR Uuganbayar



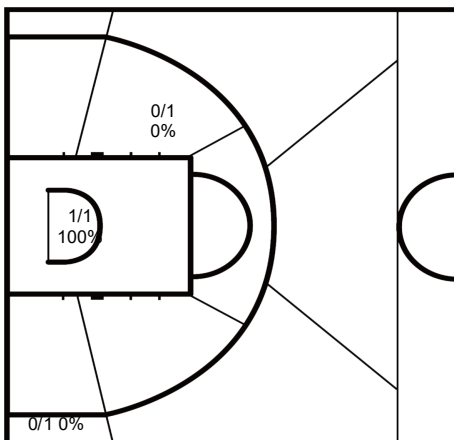
	M/A	%
Field Goals	10/38	26
2 Points	10/31	32
3 Points	0/7	0
Free Throws	7/12	58

5 SANDAGDORJ Binderiya



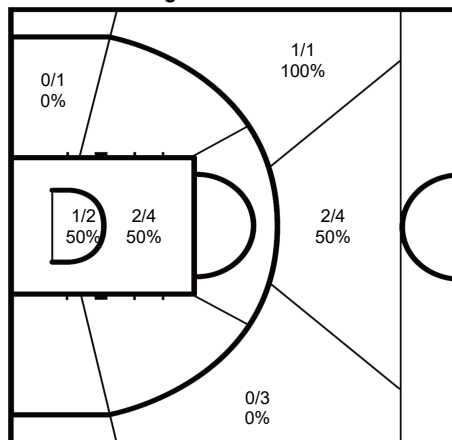
	M/A	%
Field Goals	1/7	14
2 Points	0/2	0
3 Points	1/5	20
Free Throws	1/2	50

7 BATAA Tului



	M/A	%
Field Goals	1/3	33
2 Points	1/2	50
3 Points	0/1	0
Free Throws	2/7	29

9 ODGEREL Tulga



	M/A	%
Field Goals	6/15	40
2 Points	3/7	43
3 Points	3/8	38
Free Throws	2/6	33

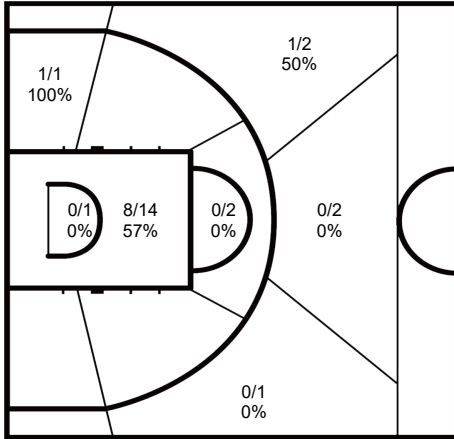


Cumulative Statistics

累计数据统计

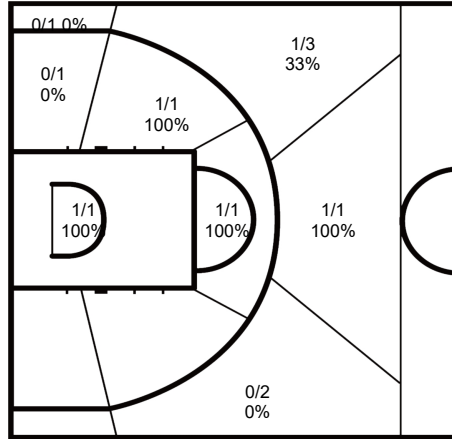
As of MON 2 OCT 2023 at 9:51

10 KHISHIGBAATAR Orgil



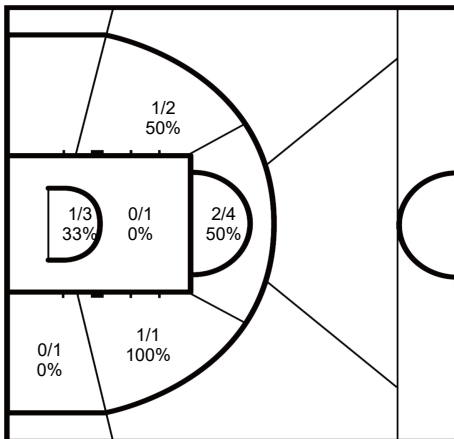
	M/A	%
Field Goals	10/23	44
2 Points	9/18	50
3 Points	1/5	20
Free Throws	1/2	50

12 ENKHBAATAR Munkhbayar



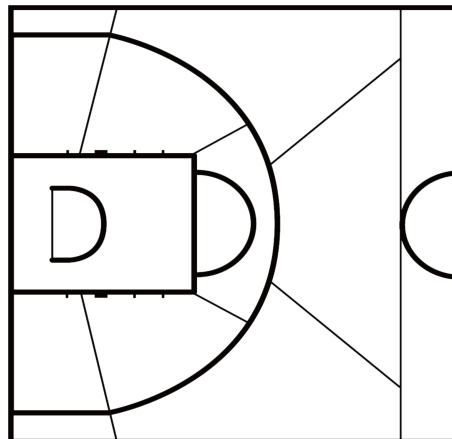
	M/A	%
Field Goals	5/11	46
2 Points	3/4	75
3 Points	2/7	29
Free Throws		

25 DAVAADORJ Dulguunmurun



	M/A	%
Field Goals	5/12	42
2 Points	5/12	42
3 Points		
Free Throws		

35 GANTULGA Tselmeg



	M/A	%
Field Goals		
2 Points		
3 Points		
Free Throws		

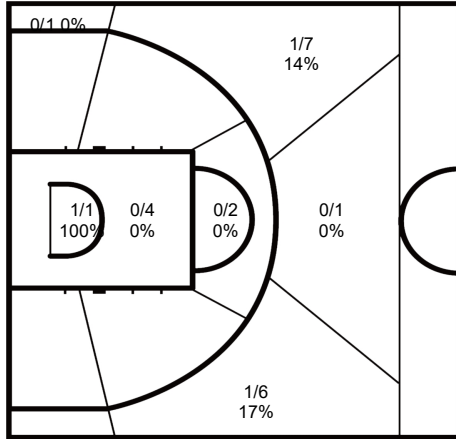


Cumulative Statistics

累计数据统计

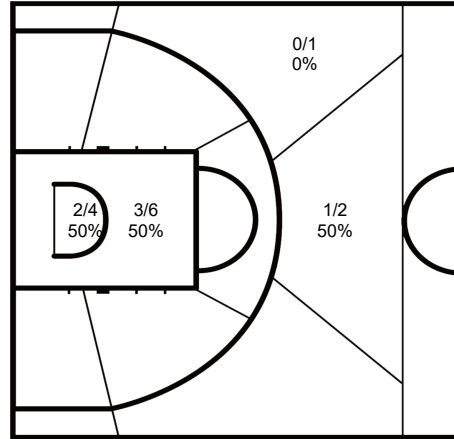
As of MON 2 OCT 2023 at 9:51

44 GANTSOLMON Gan-Erdene



	M/A	%
Field Goals	3/22	14
2 Points	1/7	14
3 Points	2/15	13
Free Throws	2/2	100

77 ALTANGEREL Azbayar



	M/A	%
Field Goals	6/13	46
2 Points	5/10	50
3 Points	1/3	33
Free Throws		

Legend:

%	Shooting Percentage	(C)	Captain	+/-	Plus-Minus	Agn.	Against
AS	Assists	BS	Blocked Shots	DR	Defensive Rebounds	DSQ	Disqualified
FD	Fouls Drawn	GP	Games Played	M/A	Made/Attempts	MPG	Minutes Played per Game
No.	Uniform Number	OR	Offensive Rebounds	PF	Fouls	PPG	Points per Game
PTS	Points	ST	Steals	TO	Turnovers	TOT	Total Rebounds
TP	Time Played						

Timing and Results provided by Bornan



Cumulative Statistics

累计数据统计

As of FRI 6 OCT 2023 at 22:12

PHI - Philippines

After 7 Games

Player Totals

No.	Name	GP	TP	Field Goals		2 Points		3 Points		Free Throws		Rebounds			AS	TO	ST	BS	PF	FD	+/-	PTS
				M/A	%	M/A	%	M/A	%	M/A	%	OR	DR	TOT								
3	NEWSOME Chris	7	1:59:24	9/24	38	6/16	38	3/8	38	8/11	73	3	17	20	13	8	8		19	10	50	29
6	ALAS Kevin Louie	7	1:02:34	7/18	39	6/12	50	1/6	17	5/5	100	2	6	8	4	6	2	1	7	6	17	20
9	THOMPSON Earl Scottie	7	3:21:20	21/45	47	16/29	55	5/16	31	14/21	67	16	31	47	24	13	8	2	16	17	81	61
10	TOLENTINO Arvin	7	40:18	3/12	25	0/2	0	3/10	30			1	6	7	3	3	2	3	4	1	1	9
12	ROSS Christopher(C)	7	41:51	0/3	0	0/2	0	0/1	0	1/2	50	1	5	6	2	5	2		7	4	-4	1
13	LASSITER Marcio	7	49:56	5/17	29	2/6	33	3/11	27			1	2	3	7	2		7	2	-11	13	
15	FAJARDO Junemar	7	2:26:15	24/41	59	24/41	59			15/16	94	17	23	40	12	13	4	5	10	12	58	63
17	PEREZ Jaymar	7	2:19:13	27/66	41	22/50	44	5/16	31	5/11	46	9	20	29	22	12	9	2	10	12	39	64
18	OFTANA Calvin	7	2:49:51	18/54	33	9/26	35	9/28	32	0/2	0	8	16	24	9	11	5		17	8	30	45
25	AGUILAR Japeth	7	1:30:16	12/29	41	12/27	44	0/2	0	4/8	50	10	13	23	4	6	4	5	6	7	23	28
32	BROWNLEE Justin	7	3:44:11	57/129	44	37/77	48	20/52	39	30/37	81	13	42	55	25	13	12	2	12	28	45	164
34	KOUAME Angelo	7	1:53:16	20/42	48	20/41	49	0/1	0	12/15	80	26	17	43	3	11	9	10	13	14	16	52
Team/Coach																						
Totals				203/480	42	154/329	47	49/151	33	94/128	73	129	221	350	128	109	65	30	128	121	69	549
Opponents				168/454	37	102/235	43	66/219	30	78/123	63	102	176	278	110	101	65	20	125	125	-69	480

Team Totals

	PHI	Opponents
Points from Turnovers	106	162
Points in the Paint	262(131/273)48%	162(81/172)47%
Second Chance Points	98	81
Fast Break Points	75	89
Bench Points	179	134

Player Averages

No.	Name	GP	MPG	Field Goals		2 Points		3 Points		Free Throws		Rebounds			AS	TO	ST	BS	PF	FD	+/-	PTS
				M/A	%	M/A	%	M/A	%	M/A	%	OR	DR	TOT								
3	NEWSOME Chris	7	17:03	1.3/3.4	38	0.9/2.3	38	3/8	38	1.1/1.6	73	0.4	2.4	2.9	1.9	1.1	1.1		2.7	1.4	7.1	4.1
6	ALAS Kevin Louie	7	8:56	1.0/2.6	39	0.9/1.7	50	1/6	17	0.7/0.7	100	0.3	0.9	1.1	0.6	0.9	0.3	0.1	1.0	0.9	2.4	2.9
9	THOMPSON Earl Scottie	7	28:45	3.0/6.4	47	2.3/4.1	55	5/16	31	2.0/3.0	67	2.3	4.4	6.7	3.4	1.9	1.1	0.3	2.3	2.4	11.6	8.7
10	TOLENTINO Arvin	7	5:45	0.4/1.7	25	0.0/0.3	0	3/10	30			0.1	0.9	1.0	0.4	0.4	0.3	0.4	0.6	0.1	0.1	1.3
12	ROSS Christopher(C)	7	5:58	0.0/0.4	0	0.0/0.3	0	0/1	0	0.1/0.3	50	0.1	0.7	0.9	0.3	0.7	0.3		1.0	0.6	-0.6	0.1
13	LASSITER Marcio	7	7:08	0.7/2.4	29	0.3/0.9	33	3/11	27			0.1	0.3	0.4	1.0	0.3		1.0	0.3	-1.6	1.9	
15	FAJARDO Junemar	7	20:53	3.4/5.9	59	3.4/5.9	59			2.1/2.3	94	2.4	3.3	5.7	1.7	1.9	0.6	0.7	1.4	1.7	8.3	9.0
17	PEREZ Jaymar	7	19:53	3.9/9.4	41	3.1/7.1	44	5/16	31	0.7/1.6	46	1.3	2.9	4.1	3.1	1.7	1.3	0.3	1.4	1.7	5.6	9.1
18	OFTANA Calvin	7	24:15	2.6/7.7	33	1.3/3.7	35	9/28	32	0.0/0.3	0	1.1	2.3	3.4	1.3	1.6	0.7		2.4	1.1	4.3	6.4
25	AGUILAR Japeth	7	12:53	1.7/4.1	41	1.7/3.9	44	0/2	0	0.6/1.1	50	1.4	1.9	3.3	0.6	0.9	0.6	0.7	0.9	1.0	3.3	4.0
32	BROWNLEE Justin	7	32:01	8.1/18.4	44	5.3/11.0	48	20/52	39	4.3/5.3	81	1.9	6.0	7.9	3.6	1.9	1.7	0.3	1.7	4.0	6.4	23.4
34	KOUAME Angelo	7	16:10	2.9/6.0	48	2.9/5.9	49	0/1	0	1.7/2.1	80	3.7	2.4	6.1	0.4	1.6	1.3	1.4	1.9	2.0	2.3	7.4
Team/Coach																						
Totals				29.0/68.6	42	22.0/47.0	47	7.0/21.6	33	13.4/18.3	73	18.4	31.6	50.0	18.3	15.6	9.3	4.3	18.3	17.3	9.9	78.4
Opponents				24.0/64.9	37	14.6/33.6	43	9.4/31.3	30	11.1/17.6	63	14.6	25.1	39.7	15.7	14.4	9.3	2.9	17.9	17.9	-9.9	68.6

Team Averages

	PHI	Opponents
Points from Turnovers	15.1	16.6
Points in the Paint	37.4	23.1
Second Chance Points	14.0	11.6
Fast Break Points	10.7	12.7
Bench Points	25.6	19.1



Cumulative Statistics

累计数据统计

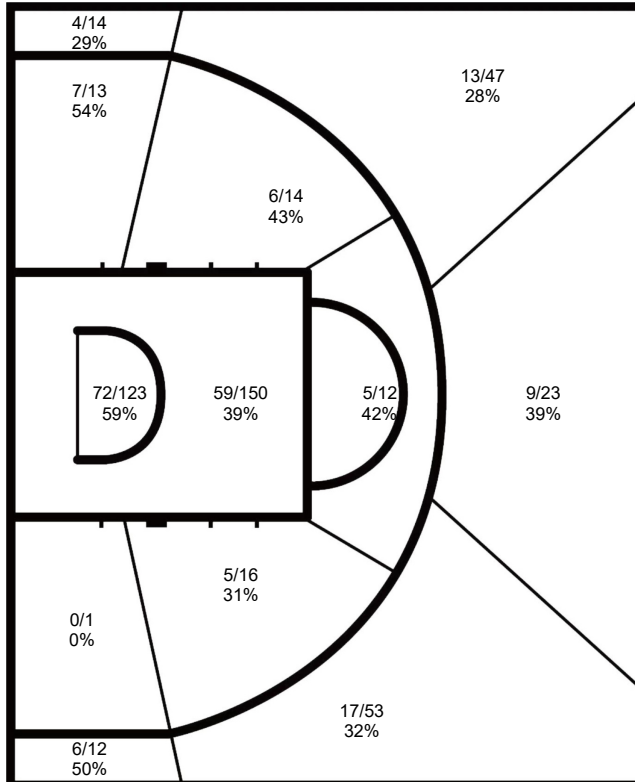
As of FRI 6 OCT 2023 at 22:12

PHI - Philippines

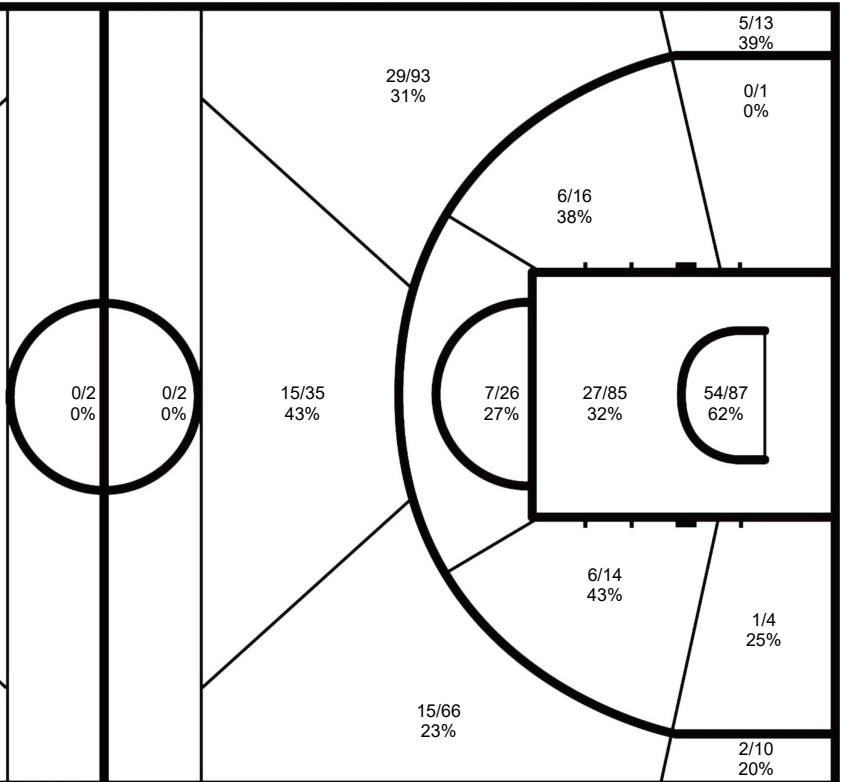
After 7 Games

Phase	PHI Played	Score	Field Goals		2 Points		3 Points		Free Throws		Rebounds			AS	TO	ST	BS	PF	FD	
			M/A	%	M/A	%	M/A	%	M/A	%	OR	DR	TOT							
Preliminary Round Group C	BRN	89-61	For	30/65	46	23/44	52	7/21	33	22/29	76	17	35	52	24	16	11	3	20	24
			Agn.	19/64	30	7/26	27	12/38	32	11/15	73	14	24	38	11	19	9	3	24	20
Preliminary Round Group C	THA	87-72	For	32/82	39	24/62	39	8/20	40	15/23	65	34	29	63	24	17	12	4	16	18
			Agn.	27/67	40	14/33	42	13/34	38	5/9	56	12	23	35	12	18	8	3	19	14
Preliminary Round Group C	JOR	62-87	For	24/72	33	20/48	42	4/24	17	10/12	83	15	26	41	9	11	4	1	22	12
			Agn.	32/61	53	24/37	65	8/24	33	15/21	71	9	34	43	21	9	7	4	15	22
Qualifications to Quarterfinals	QAT	80-41	For	32/63	51	25/42	60	7/21	33	9/11	82	10	40	50	21	22	14	13	16	14
			Agn.	13/61	21	8/33	24	5/28	18	10/16	63	12	23	35	13	20	11	1	14	16
Quarterfinals	IRI	84-83	For	32/64	50	24/44	55	8/20	40	12/17	71	18	28	46	17	16	9	3	13	18
			Agn.	32/73	44	20/41	49	12/32	38	7/13	54	18	19	37	18	11	14	3	18	13
Semifinals	CHN	77-76	For	31/67	46	23/47	49	8/20	40	7/14	50	17	27	44	14	15	7	2	19	16
			Agn.	27/59	46	19/32	59	8/27	30	14/21	67	12	24	36	17	13	9	3	16	19
Finals	JOR	70-60	For	22/67	33	15/42	36	7/25	28	19/22	86	18	36	54	19	12	8	4	22	19
			Agn.	18/69	26	10/33	30	8/36	22	16/28	57	25	29	54	18	11	7	3	19	21

PHI - Philippines



Opponents



PHI	M/A	%
Field Goals	203/480	42
2 Points	154/329	47
3 Points	49/151	33
Free Throws	94/128	73

%	M/A	Opponents
37	168/454	Field Goals
43	102/235	2 Points
30	66/219	3 Points
63	78/123	Free Throws

Timing and Results provided by Bornan



Cumulative Statistics

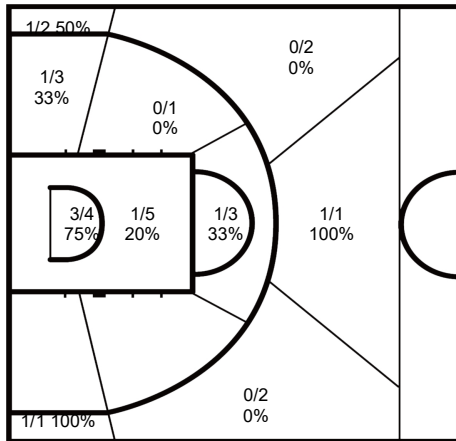
累计数据统计

As of FRI 6 OCT 2023 at 22:12

PHI - Philippines

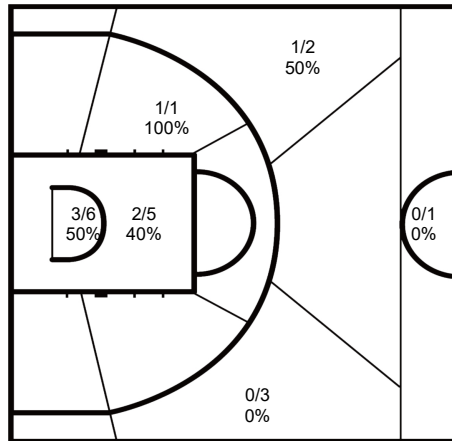
After 7 Games

3 NEWSOME Chris



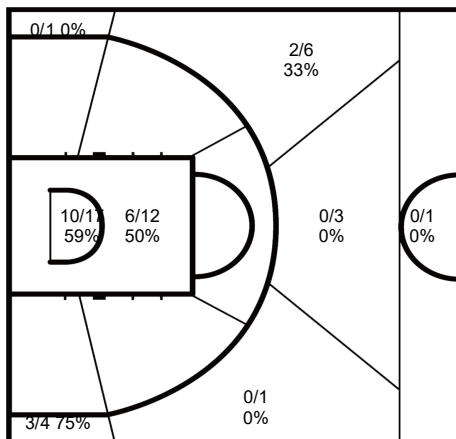
	M/A	%
Field Goals	9/24	38
2 Points	6/16	38
3 Points	3/8	38
Free Throws	8/11	73

6 ALAS Kevin Louie



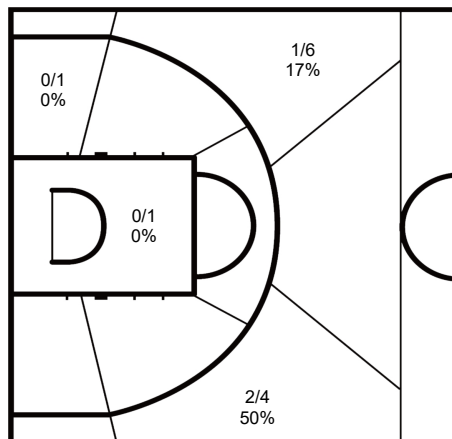
	M/A	%
Field Goals	7/18	39
2 Points	6/12	50
3 Points	1/6	17
Free Throws	5/5	100

9 THOMPSON Earl Scottie



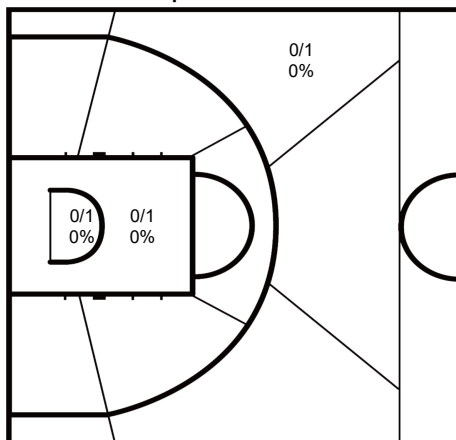
	M/A	%
Field Goals	21/45	47
2 Points	16/29	55
3 Points	5/16	31
Free Throws	14/21	67

10 TOLENTINO Arvin



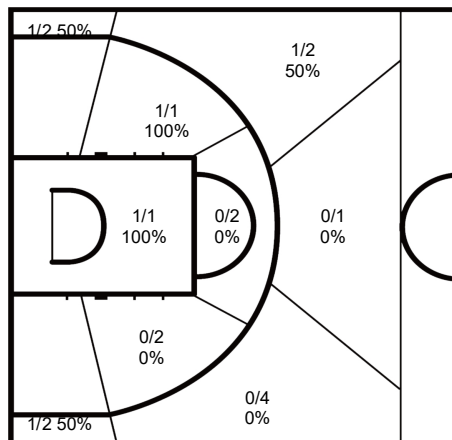
	M/A	%
Field Goals	3/12	25
2 Points	0/2	0
3 Points	3/10	30
Free Throws		

12 ROSS Christopher



	M/A	%
Field Goals	0/3	0
2 Points	0/2	0
3 Points	0/1	0
Free Throws	1/2	50

13 LASSITER Marcio



	M/A	%
Field Goals	5/17	29
2 Points	2/6	33
3 Points	3/11	27
Free Throws		

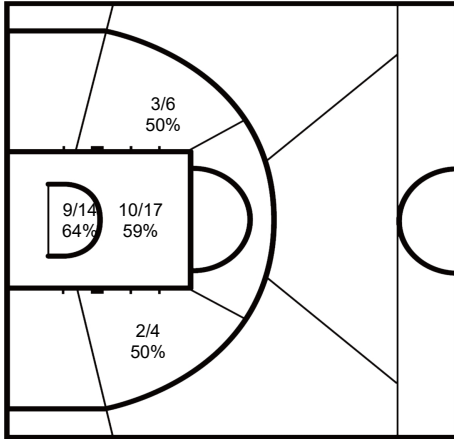


Cumulative Statistics

累计数据统计

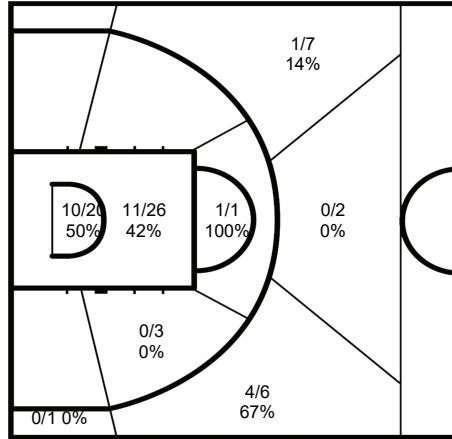
As of FRI 6 OCT 2023 at 22:12

15 FAJARDO Junemar



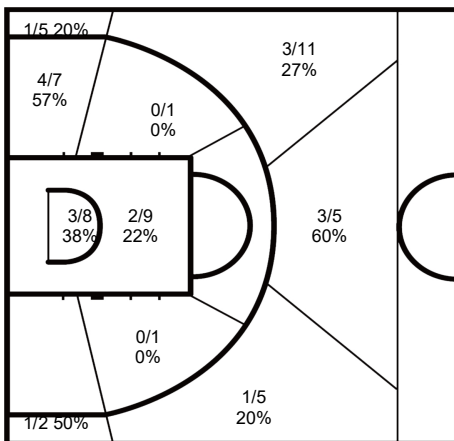
	M/A	%
Field Goals	24/41	59
2 Points	24/41	59
3 Points		
Free Throws	15/16	94

17 PEREZ Jaymar



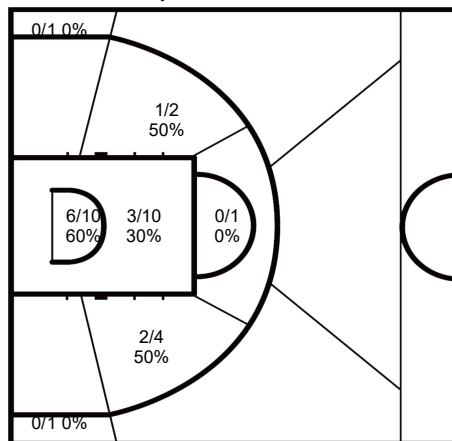
	M/A	%
Field Goals	27/66	41
2 Points	22/50	44
3 Points	5/16	31
Free Throws	5/11	46

18 OFTANA Calvin



	M/A	%
Field Goals	18/54	33
2 Points	9/26	35
3 Points	9/28	32
Free Throws	0/2	0

25 AGUILAR Japeth



	M/A	%
Field Goals	12/29	41
2 Points	12/27	44
3 Points	0/2	0
Free Throws	4/8	50

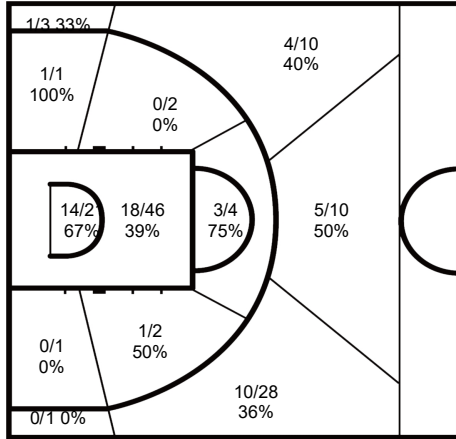


Cumulative Statistics

累计数据统计

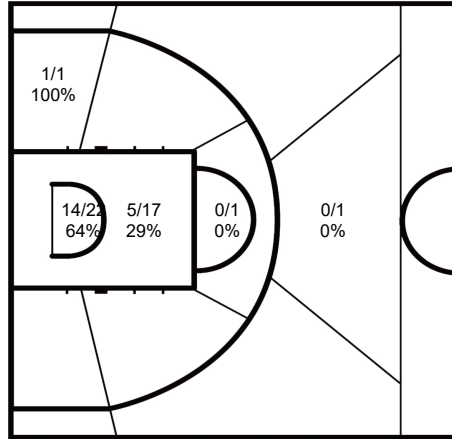
As of FRI 6 OCT 2023 at 22:12

32 BROWNLEE Justin



	M/A	%
Field Goals	57/129	44
2 Points	37/77	48
3 Points	20/52	39
Free Throws	30/37	81

34 KOUAME Angelo



	M/A	%
Field Goals	20/42	48
2 Points	20/41	49
3 Points	0/1	0
Free Throws	12/15	80

Legend:

%	Shooting Percentage	(C)	Captain	+/-	Plus-Minus	Agn.	Against
AS	Assists	BS	Blocked Shots	DR	Defensive Rebounds	DSQ	Disqualified
FD	Fouls Drawn	GP	Games Played	M/A	Made/Attempts	MPG	Minutes Played per Game
No.	Uniform Number	OR	Offensive Rebounds	PF	Fouls	PPG	Points per Game
PTS	Points	ST	Steals	TO	Turnovers	TOT	Total Rebounds
TP	Time Played						



Cumulative Statistics

累计数据统计

As of MON 2 OCT 2023 at 17:50

QAT - Qatar

After 4 Games

Player Totals

No.	Name	GP	TP	Field Goals		2 Points		3 Points		Free Throws		Rebounds			AS	TO	ST	BS	PF	FD	+/-	PTS
				M/A	%	M/A	%	M/A	%	M/A	%	OR	DR	TOT								
2	TALLA Gueye	4	7:10	0/1	0	0/1	0						2	2	1	3		1	1		-14	
3	DARWISH Mahmoud	4	9:19	0/1	0			0/1	0	1/2	50									1	1	1
5	NDOYE Elhadji	4	1:44:10	18/42	43	17/37	46	1/5	20	19/26	73	7	15	22	6	9	5	2	12	21	-20	56
6	MUSLIC Nedim	4	1:25:38	9/31	29	6/16	38	3/15	20	9/13	69	8	16	24	5	9	4	1	8	7	-53	30
10	MOUSA Abdullah	4	1:10:36	8/22	36	4/9	44	4/13	31	2/2	100		2	2	2	6	1		3	3	-47	22
11	HAJAR Ghassan	4	46:56	2/8	25	0/3	0	2/5	40				7	7	2	9	1		7	2	-18	6
12	HARACIC Meho	4	48:49	4/15	27	2/6	33	2/9	22			3	2	5	5	7	2	1	5	5	-48	10
23	DIENG Babakar	4	1:50:44	14/39	36	7/18	39	7/21	33	8/14	57	4	10	14	6	11	6		6	11	-68	43
24	NDAO Mohamed	4	1:14:58	12/28	43	11/20	55	1/8	13	3/6	50	7	16	23	4	6	2	1	8	9	-5	28
25	ABDELBASET Khaled	4	1:04:10	3/19	16	2/8	25	1/11	9	5/7	71	1	4	5	2	4			3	6	-35	12
44	ADVIC Faris(C)	4	1:58:04	7/24	29	7/22	32	0/2	0	2/4	50	8	20	28	11	8	5	1	7	8	-66	16
55	LASHIN Moustafa	4	59:27	6/13	46	5/12	42	1/1	100	5/6	83	3	2	5	5	4	2		11	6	-7	18
Team/Coach												25	10	35		1						
Totals				83/243	34	61/152	40	22/91	24	54/80	68	66	106	172	49	77	28	7	71	74	-76	242
Opponents				113/259	44	72/137	53	41/122	34	51/68	75	55	113	168	77	61	49	18	75	71	76	318

Team Totals

	QAT	Opponents
Points from Turnovers	43	126
Points in the Paint	112(56/127)44%	126(63/104)61%
Second Chance Points	57	46
Fast Break Points	29	42
Bench Points	83	146

Player Averages

No.	Name	GP	MPG	Field Goals		2 Points		3 Points		Free Throws		Rebounds			AS	TO	ST	BS	PF	FD	+/-	PTS
				M/A	%	M/A	%	M/A	%	M/A	%	OR	DR	TOT								
2	TALLA Gueye	4	1:47	0.0/0.3	0	0.0/0.3	0						0.5	0.5	0.3	0.8		0.3	0.3		-3.5	
3	DARWISH Mahmoud	4	2:19	0.0/0.3	0			0/1	0	0.3/0.5	50									0.3	0.3	0.3
5	NDOYE Elhadji	4	26:02	4.5/10.5	43	4.3/9.3	46	1/5	20	4.8/6.5	73	1.8	3.8	5.5	1.5	2.3	1.3	0.5	3.0	5.3	-5.0	14.0
6	MUSLIC Nedim	4	21:24	2.3/7.8	29	1.5/4.0	38	3/15	20	2.3/3.3	69	2.0	4.0	6.0	1.3	2.3	1.0	0.3	2.0	1.8	-13.3	7.5
10	MOUSA Abdullah	4	17:39	2.0/5.5	36	1.0/2.3	44	4/13	31	0.5/0.5	100		0.5	0.5	0.5	1.5	0.3		0.8	0.8	-11.8	5.5
11	HAJAR Ghassan	4	11:44	0.5/2.0	25	0.0/0.8	0	2/5	40				1.8	1.8	0.5	2.3	0.3		1.8	0.5	-4.5	1.5
12	HARACIC Meho	4	12:12	1.0/3.8	27	0.5/1.5	33	2/9	22			0.8	0.5	1.3	1.3	1.8	0.5	0.3	1.3		-12.0	2.5
23	DIENG Babakar	4	27:41	3.5/9.8	36	1.8/4.5	39	7/21	33	2.0/3.5	57	1.0	2.5	3.5	1.5	2.8	1.5		1.5	2.8	-17.0	10.8
24	NDAO Mohamed	4	18:44	3.0/7.0	43	2.8/5.0	55	1/8	13	0.8/1.5	50	1.8	4.0	5.8	1.0	1.5	0.5	0.3	2.0	2.3	-1.3	7.0
25	ABDELBASET Khaled	4	16:02	0.8/4.8	16	0.5/2.0	25	1/11	9	1.3/1.8	71	0.3	1.0	1.3	0.5	1.0			0.8	1.5	-8.8	3.0
44	ADVIC Faris(C)	4	29:31	1.8/6.0	29	1.8/5.5	32	0/2	0	0.5/1.0	50	2.0	5.0	7.0	2.8	2.0	1.3	0.3	1.8	2.0	-16.5	4.0
55	LASHIN Moustafa	4	14:51	1.5/3.3	46	1.3/3.0	42	1/1	100	1.3/1.5	83	0.8	0.5	1.3	1.3	1.0	0.5		2.8	1.5	-1.8	4.5
Team/Coach												6.3	2.5	8.8		0.3						
Totals				20.8/60.8	34	15.3/38.0	40	5.5/22.8	24	13.5/20.0	68	16.5	26.5	43.0	12.3	19.3	7.0	1.8	17.8	18.5	-19.0	60.5
Opponents				28.3/64.8	44	18.0/34.3	53	10.3/30.5	34	12.8/17.0	75	13.8	28.3	42.0	19.3	15.3	12.3	4.5	18.8	17.8	19.0	79.5

Team Averages

	QAT	Opponents
Points from Turnovers	10.8	19.8
Points in the Paint	28.0	31.5
Second Chance Points	14.3	11.5
Fast Break Points	7.3	10.5
Bench Points	20.8	36.5



Cumulative Statistics

累计数据统计

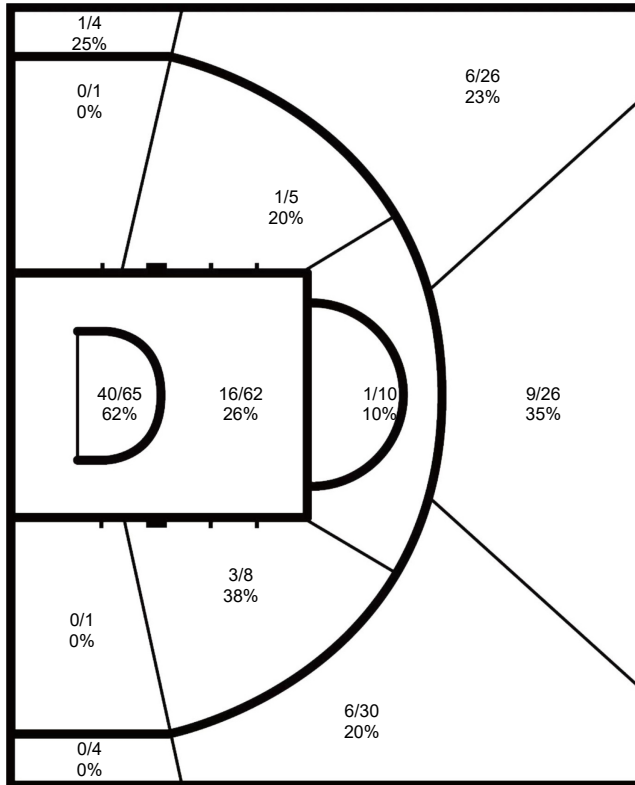
As of MON 2 OCT 2023 at 17:50

QAT - Qatar

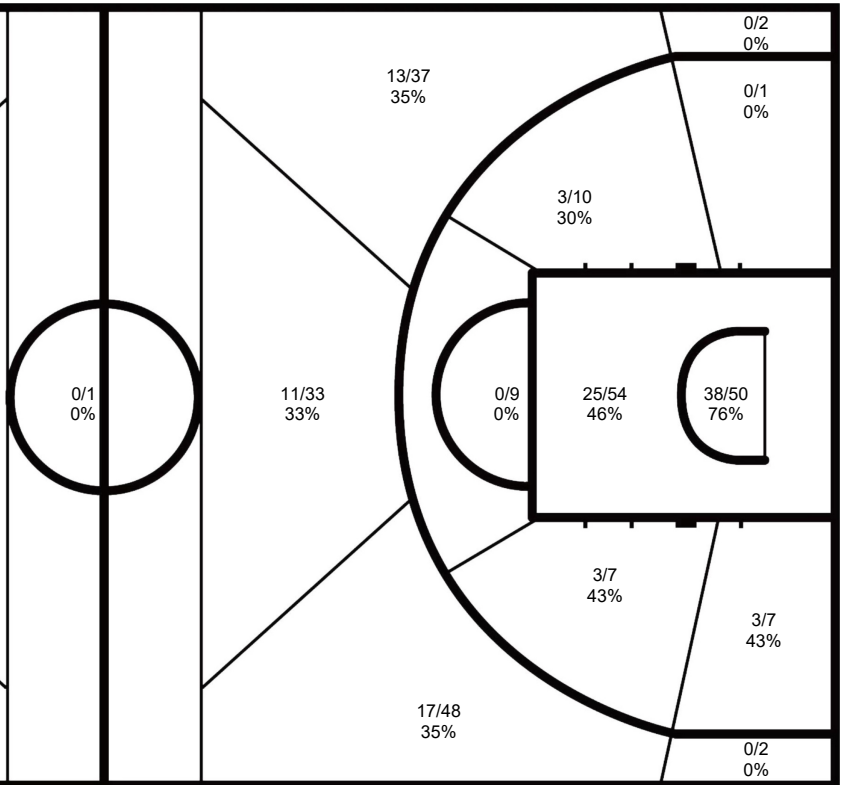
After 4 Games

Phase	QAT Played	Score		Field Goals		2 Points		3 Points		Free Throws		Rebounds			AS	TO	ST	BS	PF	FD
				M/A	%	M/A	%	M/A	%	M/A	%	OR	DR	TOT						
Preliminary Round Group D	JPN	63-95	For	21/52	40	17/35	49	4/17	24	17/23	74	12	26	38	10	24	5	1	18	20
			Agn.	31/70	44	16/29	55	15/41	37	18/24	75	18	24	42	25	13	16	2	21	18
Preliminary Round Group D	KOR	64-76	For	22/62	36	15/41	37	7/21	33	13/19	68	17	28	45	12	21	6	2	23	18
			Agn.	28/69	41	21/39	54	7/30	23	13/18	72	17	27	44	18	14	14	2	18	23
Preliminary Round Group D	INA	74-67	For	27/68	40	21/43	49	6/25	24	14/22	64	25	29	54	14	12	6	3	16	20
			Agn.	22/57	39	10/27	37	12/30	40	11/15	73	10	22	32	13	12	5	1	20	16
Qualifications to Quarterfinals	PHI	41-80	For	13/61	21	8/33	24	5/28	18	10/16	63	12	23	35	13	20	11	1	14	16
			Agn.	32/63	51	25/42	60	7/21	33	9/11	82	10	40	50	21	22	14	13	16	14

QAT - Qatar



Opponents



QAT	M/A	%
Field Goals	83/243	34
2 Points	61/152	40
3 Points	22/91	24
Free Throws	54/80	68

%	M/A	Opponents
44	113/259	Field Goals
53	72/137	2 Points
34	41/122	3 Points
75	51/68	Free Throws



Cumulative Statistics

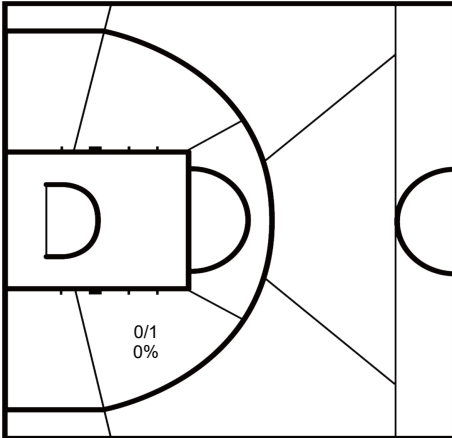
累计数据统计

As of MON 2 OCT 2023 at 17:50

QAT - Qatar

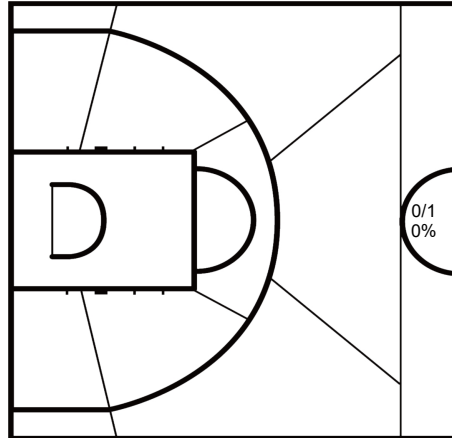
After 4 Games

2 TALLA Gueye



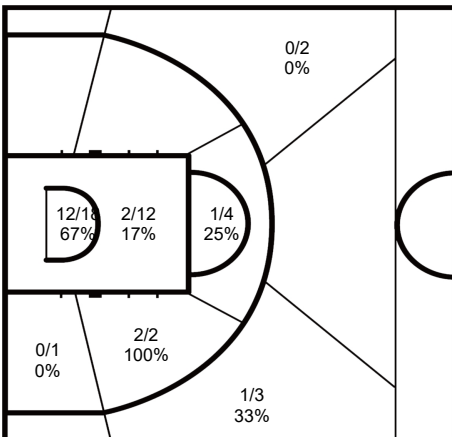
	M/A	%
Field Goals	0/1	0
2 Points	0/1	0
3 Points		
Free Throws		

3 DARWISH Mahmoud



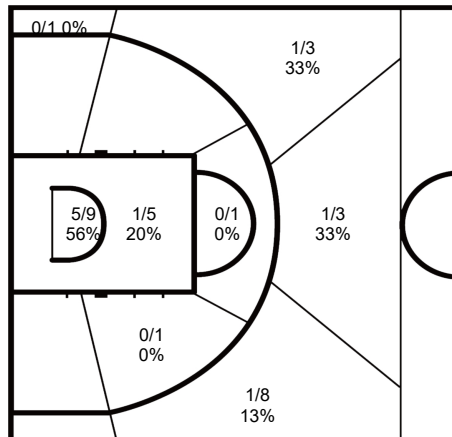
	M/A	%
Field Goals	0/1	0
2 Points		
3 Points	0/1	0
Free Throws	1/2	50

5 NDOYE Elhadji



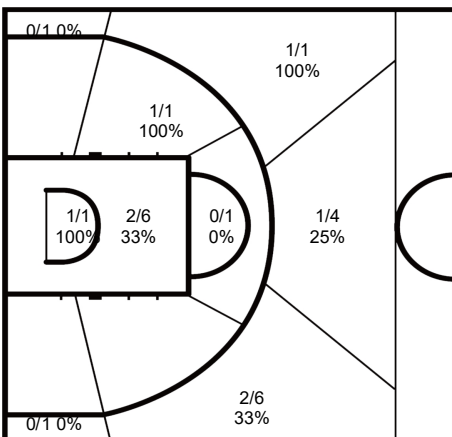
	M/A	%
Field Goals	18/42	43
2 Points	17/37	46
3 Points	1/5	20
Free Throws	19/26	73

6 MUSLIC Nedim



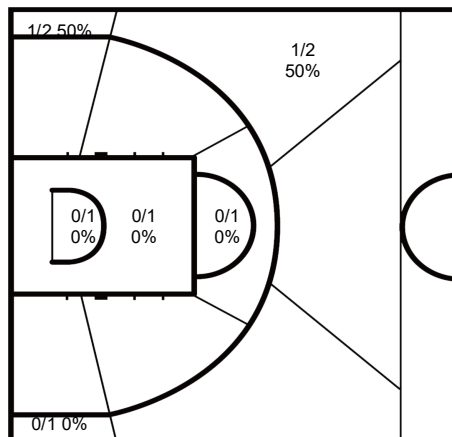
	M/A	%
Field Goals	9/31	29
2 Points	6/16	38
3 Points	3/15	20
Free Throws	9/13	69

10 MOUSA Abdullah



	M/A	%
Field Goals	8/22	36
2 Points	4/9	44
3 Points	4/13	31
Free Throws	2/2	100

11 HAJAR Ghassan



	M/A	%
Field Goals	2/8	25
2 Points	0/3	0
3 Points	2/5	40
Free Throws		

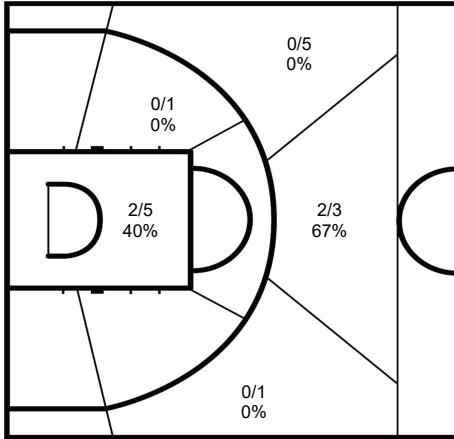


Cumulative Statistics

累计数据统计

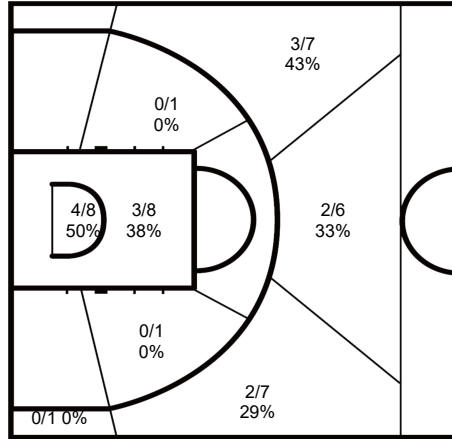
As of MON 2 OCT 2023 at 17:50

12 HARACIC Meho



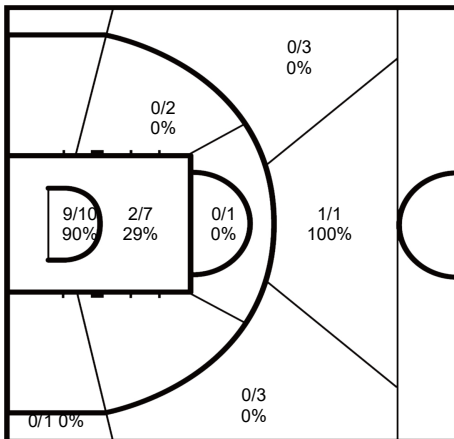
	M/A	%
Field Goals	4/15	27
2 Points	2/6	33
3 Points	2/9	22
Free Throws		

23 DIENG Babakar



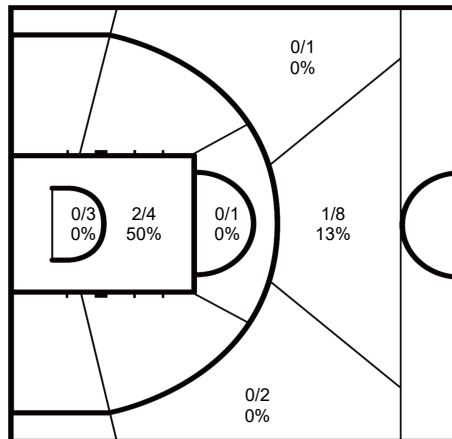
	M/A	%
Field Goals	14/39	36
2 Points	7/18	39
3 Points	7/21	33
Free Throws	8/14	57

24 NDAO Mohamed



	M/A	%
Field Goals	12/28	43
2 Points	11/20	55
3 Points	1/8	13
Free Throws	3/6	50

25 ABDELBASET Khaled



	M/A	%
Field Goals	3/19	16
2 Points	2/8	25
3 Points	1/11	9
Free Throws	5/7	71

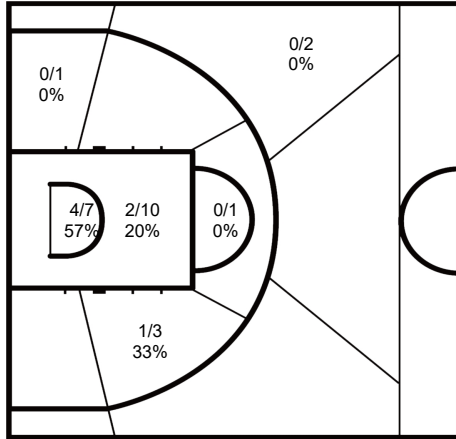


Cumulative Statistics

累计数据统计

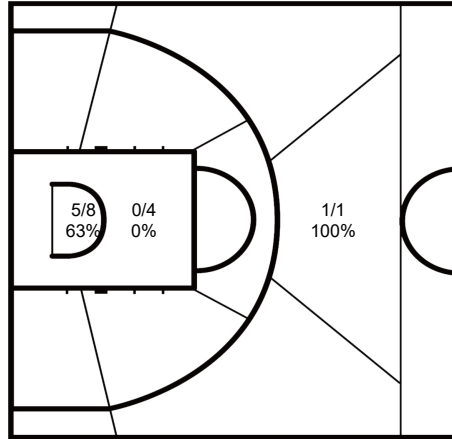
As of MON 2 OCT 2023 at 17:50

44 ADVIC Faris



	M/A	%
Field Goals	7/24	29
2 Points	7/22	32
3 Points	0/2	0
Free Throws	2/4	50

55 LASHIN Moustafa



	M/A	%
Field Goals	6/13	46
2 Points	5/12	42
3 Points	1/1	100
Free Throws	5/6	83

Legend:

%	Shooting Percentage	(C)	Captain	+/-	Plus-Minus	Agn.	Against
AS	Assists	BS	Blocked Shots	DR	Defensive Rebounds	DSQ	Disqualified
FD	Fouls Drawn	GP	Games Played	M/A	Made/Attempts	MPG	Minutes Played per Game
No.	Uniform Number	OR	Offensive Rebounds	PF	Fouls	PPG	Points per Game
PTS	Points	ST	Steals	TO	Turnovers	TOT	Total Rebounds
TP	Time Played						

Cumulative Statistics

累计数据统计

As of MON 2 OCT 2023 at 9:49

THA - Thailand

After 3 Games

Player Totals

No.	Name	GP	TP	Field Goals		2 Points		3 Points		Free Throws		Rebounds			AS	TO	ST	BS	PF	FD	+/-	PTS																														
				M/A	%	M/A	%	M/A	%	M/A	%	OR	DR	TOT																																						
1	LAMB Tyler	3	1:27:10	20/50	40	11/20	55	9/30	30	9/15	60	2	8	10	6	12	10		7	12	-57	58																														
3	LISH Frederick Lee Jones	3	1:34:52	19/54	35	13/27	48	6/27	22	2/2	100	3	8	11	12	12	7	1	8	2	-44	46																														
5	MORGAN Moses	3	0:56										1	1	1							-2																														
7	TOWAROJ Jittaphon	3	7:27	1/3	33			1/3	33			1	1	2	1	2	1		2		-18	3																														
10	MORGAN Jakongmee	3	1:27:16	5/23	22	1/12	8	4/11	36	1/2	50	2	9	11	10	8	5		10	6	-24	15																														
14	BOONSERM Naratip	3	51:42	2/8	25	0/1	0	2/7	29			1	6	7		6	1		10	2	-15	6																														
18	JAISANUK Nakorn	3	31:59	2/9	22	0/2	0	2/7	29				1	1	1	1	1				-27	6																														
22	BOODDOUNG Manatsawee	3	5:37	0/1	0	0/1	0					1	1	2							-8																															
25	KLAEWNARONG Anasawee	3	36:11	2/4	50	2/4	50			0/4	0	2	5	7			3		9	3	-16	4																														
27	MUANGBOON Nattakarn(C)	3	54:08	8/19	42	2/6	33	6/13	46			1	6	7	3	11			2	2	-24	22																														
31	JAKRAWAN Chanatip	3	1:15:49	6/17	35	6/15	40	0/2	0	11/19	58	7	6	13	4	4	2	3	11	12	-19	23																														
36	KLAHAN Patiphan	3	1:06:53	6/13	46	5/11	46	1/2	50	1/4	25	5	14	19	1	2	1	3	8	5	-61	14																														
Team/Coach												19			6			25																																		
Totals				71/201		35		40/99		40		31/102		30		24/46		52		44			72			116			38			57			31			7			67			44			-63			197		
Opponents				90/217		42		59/136		43		31/81		38		49/82		60		85			103			188			68			57			39			9			47			66			63			260		

Team Totals

	THA	Opponents
Points from Turnovers	55	112
Points in the Paint	66(33/72)46%	112(56/122)46%
Second Chance Points	36	49
Fast Break Points	45	55
Bench Points	43	63

Player Averages

No.	Name	GP	MPG	Field Goals		2 Points		3 Points		Free Throws		Rebounds			AS	TO	ST	BS	PF	FD	+/-	PTS																														
				M/A	%	M/A	%	M/A	%	M/A	%	OR	DR	TOT																																						
1	LAMB Tyler	3	29:03	6.7/16.7	40	3.7/6.7	55	9/30	30	3.0/5.0	60	0.7	2.7	3.3	2.0	4.0	3.3		2.3	4.0	-19.0	19.3																														
3	LISH Frederick Lee Jones	3	31:37	6.3/18.0	35	4.3/9.0	48	6/27	22	0.7/0.7	100	1.0	2.7	3.7	4.0	4.0	2.3	0.3	2.7	0.7	-14.7	15.3																														
5	MORGAN Moses	3	0:18										0.3	0.3							-0.7																															
7	TOWAROJ Jittaphon	3	2:29	0.3/1.0	33			1/3	33			0.3	0.3	0.7	0.3	0.7	0.3		0.7		-6.0	1.0																														
10	MORGAN Jakongmee	3	29:05	1.7/7.7	22	0.3/4.0	8	4/11	36	0.3/0.7	50	0.7	3.0	3.7	3.3	2.7	1.7		3.3	2.0	-8.0	5.0																														
14	BOONSERM Naratip	3	17:14	0.7/2.7	25	0.0/0.3	0	2/7	29			0.3	2.0	2.3		2.0	0.3		3.3	0.7	-5.0	2.0																														
18	JAISANUK Nakorn	3	10:39	0.7/3.0	22	0.0/0.7	0	2/7	29				0.3	0.3	0.3		0.3				-9.0	2.0																														
22	BOODDOUNG Manatsawee	3	1:52	0.0/0.3	0	0.0/0.3	0					0.3	0.3	0.7							-2.7																															
25	KLAEWNARONG Anasawee	3	12:03	0.7/1.3	50	0.7/1.3	50			0.0/1.3	0	0.7	1.7	2.3			1.0		3.0	1.0	-5.3	1.3																														
27	MUANGBOON Nattakarn(C)	3	18:02	2.7/6.3	42	0.7/2.0	33	6/13	46			0.3	2.0	2.3	1.0	3.7			0.7	0.7	-8.0	7.3																														
31	JAKRAWAN Chanatip	3	25:16	2.0/5.7	35	2.0/5.0	40	0/2	0	3.7/6.3	58	2.3	2.0	4.3	1.3	1.3	0.7	1.0	3.7	4.0	-6.3	7.7																														
36	KLAHAN Patiphan	3	22:17	2.0/4.3	46	1.7/3.7	46	1/2	50	0.3/1.3	25	1.7	4.7	6.3	0.3	0.7	0.3	1.0	2.7	1.7	-20.3	4.7																														
Team/Coach												6.3			2.0			8.3																																		
Totals				23.7/67.0		35		13.3/33.0		40		10.3/34.0		30		8.0/15.3		52		14.7			24.0			38.7			12.7			19.0			10.3			2.3			22.3			14.7			-21.0			65.7		
Opponents				30.0/72.3		42		19.7/45.3		43		10.3/27.0		38		16.3/27.3		60		28.3			34.3			62.7			22.7			19.0			13.0			3.0			15.7			22.0			21.0			86.7		

Team Averages

	THA	Opponents
Points from Turnovers	18.3	17.3
Points in the Paint	22.0	37.3
Second Chance Points	12.0	16.3
Fast Break Points	15.0	18.3
Bench Points	14.3	21.0



Cumulative Statistics

累计数据统计

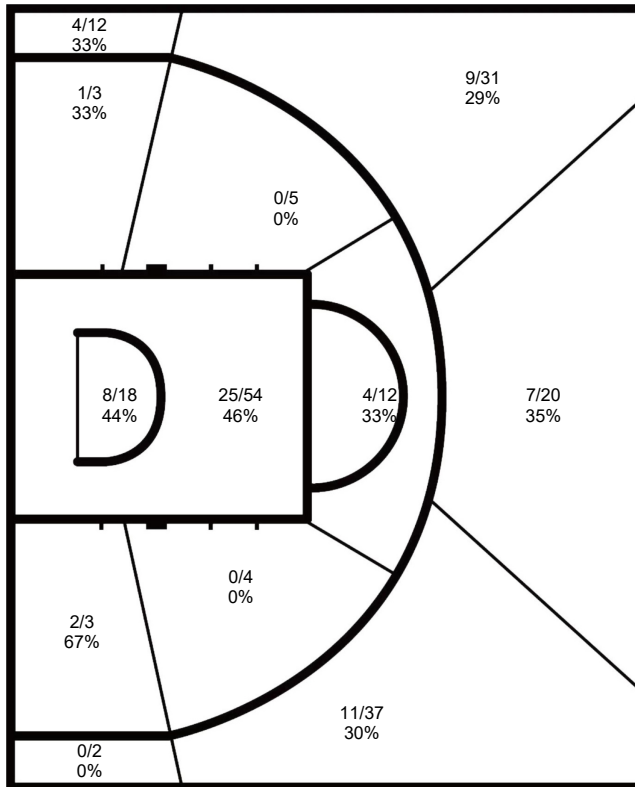
As of MON 2 OCT 2023 at 9:49

THA - Thailand

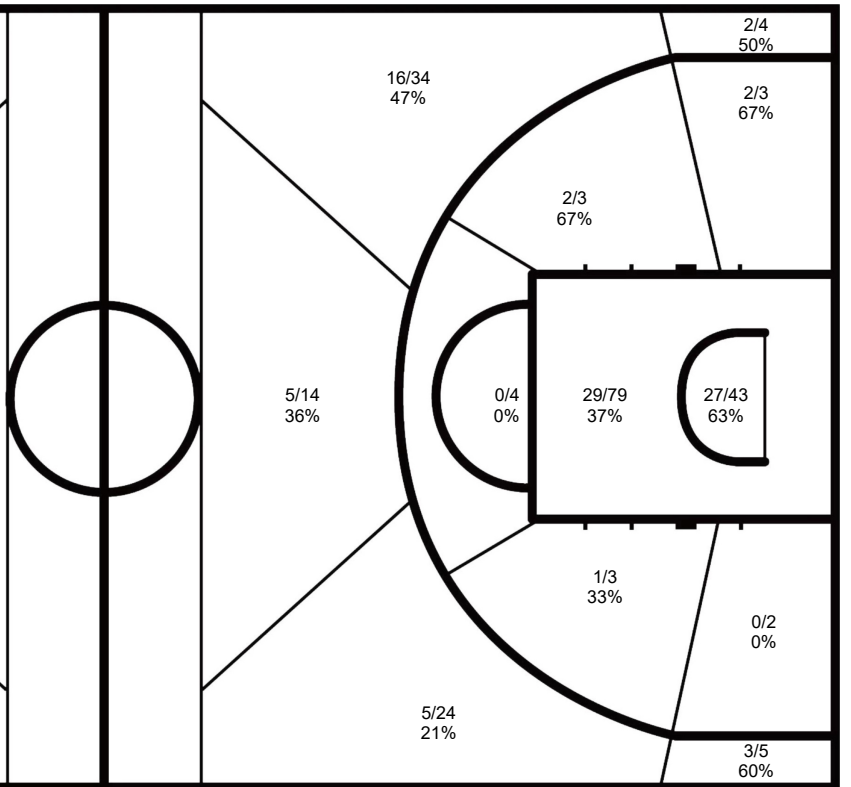
After 3 Games

Phase	THA Played	Score		Field Goals		2 Points		3 Points		Free Throws		Rebounds			AS	TO	ST	BS	PF	FD
				M/A	%	M/A	%	M/A	%	M/A	%	OR	DR	TOT						
Preliminary Round Group C	JOR	63-97	For	22/76	29	9/34	27	13/42	31	6/16	38	20	23	43	14	18	12	2	29	10
			Agn.	30/68	44	17/36	47	13/32	41	24/42	57	32	43	75	22	21	12	4	11	29
Preliminary Round Group C	PHI	72-87	For	27/67	40	14/33	42	13/34	38	5/9	56	12	23	35	12	18	8	3	19	14
			Agn.	32/82	39	24/62	39	8/20	40	15/23	65	34	29	63	24	17	12	4	16	18
Preliminary Round Group C	BRN	62-76	For	22/58	38	17/32	53	5/26	19	13/21	62	12	26	38	12	21	11	2	19	20
			Agn.	28/67	42	18/38	47	10/29	35	10/17	59	19	31	50	22	19	15	1	20	19

THA - Thailand



Opponents



THA	M/A	%
Field Goals	71/201	35
2 Points	40/99	40
3 Points	31/102	30
Free Throws	24/46	52

%	M/A	Opponents
42	90/217	Field Goals
43	59/136	2 Points
38	31/81	3 Points
60	49/82	Free Throws



Cumulative Statistics

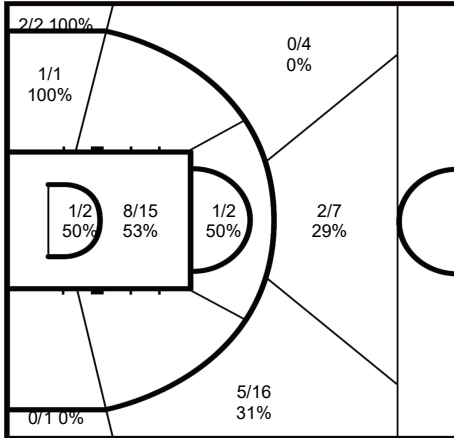
累计数据统计

As of MON 2 OCT 2023 at 9:49

THA - Thailand

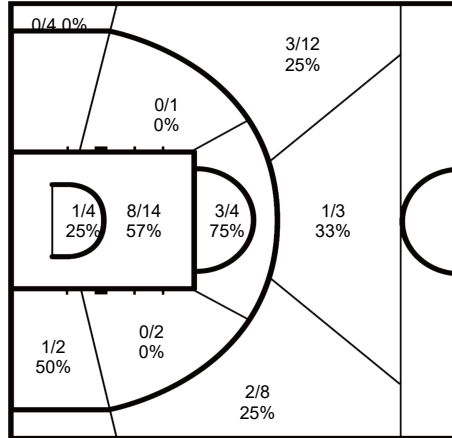
After 3 Games

1 LAMB Tyler



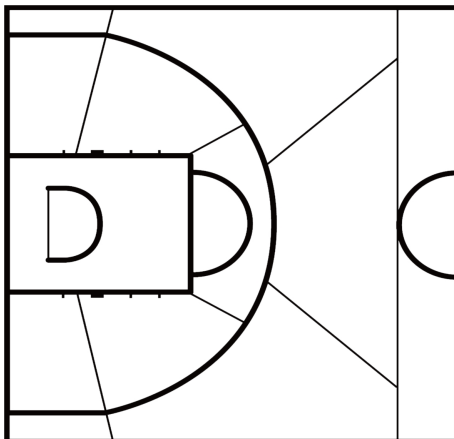
	M/A	%
Field Goals	20/50	40
2 Points	11/20	55
3 Points	9/30	30
Free Throws	9/15	60

3 LISH Frederick Lee Jones



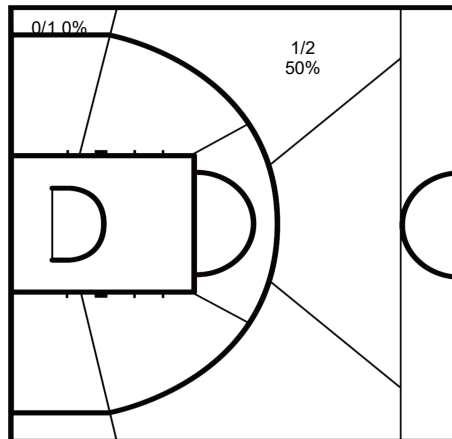
	M/A	%
Field Goals	19/54	35
2 Points	13/27	48
3 Points	6/27	22
Free Throws	2/2	100

5 MORGAN Moses



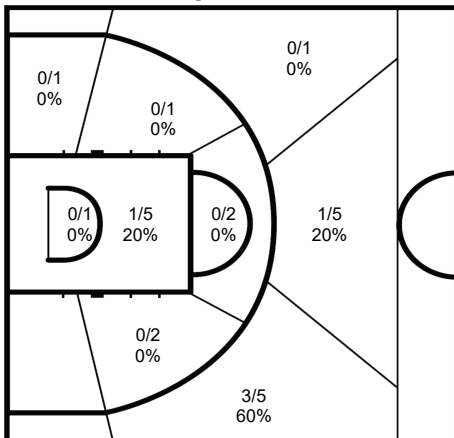
	M/A	%
Field Goals		
2 Points		
3 Points		
Free Throws		

7 TOWAROJ Jittaphon



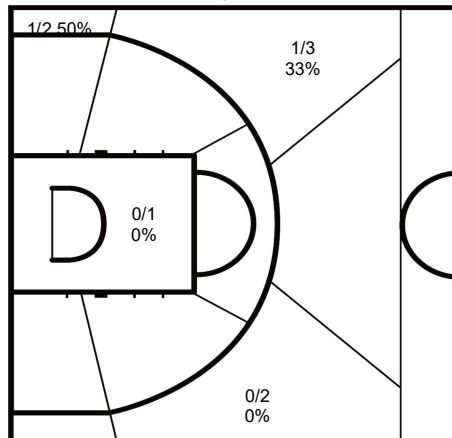
	M/A	%
Field Goals	1/3	33
2 Points		
3 Points	1/3	33
Free Throws		

10 MORGAN Jakongmee



	M/A	%
Field Goals	5/23	22
2 Points	1/12	8
3 Points	4/11	36
Free Throws	1/2	50

14 BOONSERM Naratip



	M/A	%
Field Goals	2/8	25
2 Points	0/1	0
3 Points	2/7	29
Free Throws		

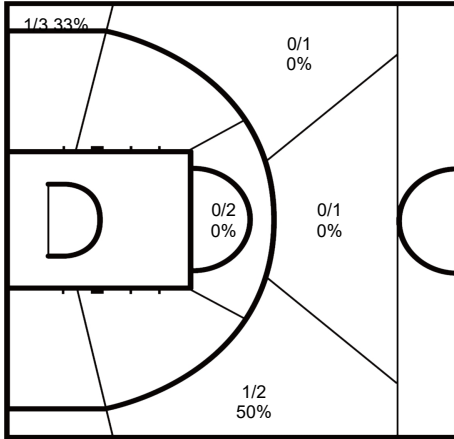


Cumulative Statistics

累计数据统计

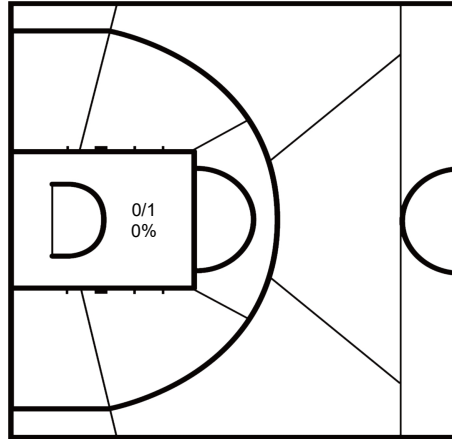
As of MON 2 OCT 2023 at 9:49

18 JAISANUK Nakorn



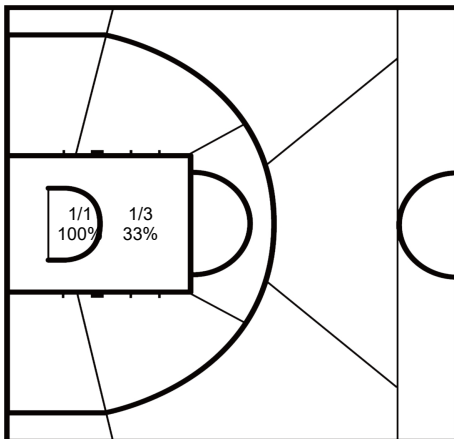
	M/A	%
Field Goals	2/9	22
2 Points	0/2	0
3 Points	2/7	29
Free Throws		

22 BOODDOUNG Manatsawee



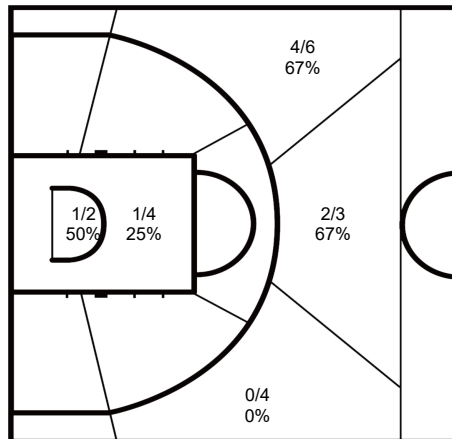
	M/A	%
Field Goals	0/1	0
2 Points	0/1	0
3 Points		
Free Throws		

25 KLAEWNARONG Anasawee



	M/A	%
Field Goals	2/4	50
2 Points	2/4	50
3 Points		
Free Throws	0/4	0

27 MUANGBOON Nattakarn



	M/A	%
Field Goals	8/19	42
2 Points	2/6	33
3 Points	6/13	46
Free Throws		

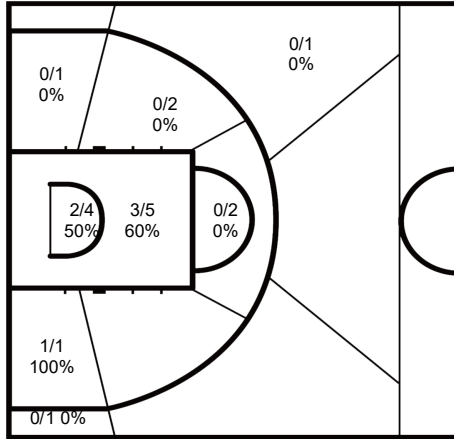


Cumulative Statistics

累计数据统计

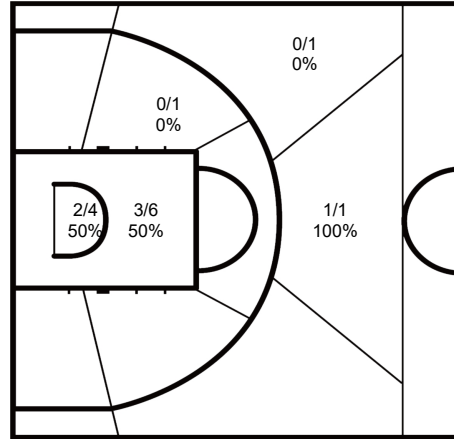
As of MON 2 OCT 2023 at 9:49

31 JAKRAWAN Chanatip



	M/A	%
Field Goals	6/17	35
2 Points	6/15	40
3 Points	0/2	0
Free Throws	11/19	58

36 KLAHAN Patiphan



	M/A	%
Field Goals	6/13	46
2 Points	5/11	46
3 Points	1/2	50
Free Throws	1/4	25

Legend:

%	Shooting Percentage	(C)	Captain	+/-	Plus-Minus	Agn.	Against
AS	Assists	BS	Blocked Shots	DR	Defensive Rebounds	DSQ	Disqualified
FD	Fouls Drawn	GP	Games Played	M/A	Made/Attempts	MPG	Minutes Played per Game
No.	Uniform Number	OR	Offensive Rebounds	PF	Fouls	PPG	Points per Game
PTS	Points	ST	Steals	TO	Turnovers	TOT	Total Rebounds
TP	Time Played						

Timing and Results provided by Bornan



Cumulative Statistics

累计数据统计

As of FRI 6 OCT 2023 at 17:48

TPE - Chinese Taipei

After 7 Games

Player Totals

No.	Name	GP	TP	Field Goals		2 Points		3 Points		Free Throws		Rebounds			AS	TO	ST	BS	PF	FD	+/-	PTS
				M/A	%	M/A	%	M/A	%	M/A	%	OR	DR	TOT								
0	LIN Ting Chien	7	3:38:34	42/87	48	28/50	56	14/37	38	12/17	71	4	18	22	38	20	11	2	11	17	-18	110
1	GADIAGA Mohammad Al Bachir	7	2:51:14	39/83	47	29/47	62	10/36	28	9/9	100	8	17	25	12	8	9	4	10	7	4	97
5	LIU Cheng(C)	7	3:03:46	25/67	37	14/33	42	11/34	32	9/11	82	13	25	38	14	13	9	2	14	17	-3	70
10	HSIEH Ya-Hsuan	7	1:25:52	10/28	36	4/7	57	6/21	29	4/5	80		8	8	9	4	3	1	2	7	-1	30
14	WU Yung-Cheng	7	56:00	6/18	33	4/8	50	2/10	20	2/2	100	1	9	10	8	5	2		8	2	6	16
20	CHOU Po-Hsun	7	42:34	2/5	40	2/4	50	0/1	0	2/2	100	2	10	12	1	3			3	3	-4	6
21	TSENG Hsiang Chun	7	2:29:41	14/37	38	10/25	40	4/12	33	9/15	60	6	20	26	6	4	2	4	10	15	16	41
26	LEE Te Wei	7	42:03	3/14	21	2/7	29	1/7	14	1/2	50		5	5	6	3	1	2	4	1	-24	8
31	ARTINO William Joseph	7	3:15:55	41/75	55	40/69	58	1/6	17	21/45	47	34	40	74	16	17	4	4	20	39	-16	104
39	LU Chun Hsiang	7	1:07:22	7/25	28	1/10	10	6/15	40	1/1	100	1	6	7	5	3	5		4		10	21
75	LEE Chi Wei	7	59:29	7/20	35	2/6	33	5/14	36	2/2	100		3	3	2		3		4	4	-13	21
76	TSENG Wen-Ting	7	2:06:14	7/19	37	5/12	42	2/7	29			5	27	32	29	13	6	1	11	4	18	16
Team/Coach																						
Totals				203/478	43	141/278	51	62/200	31	72/111	65	105	206	311	146	100	55	20	101	116	-5	540
Opponents				209/488	43	143/295	49	66/193	34	61/91	67	92	203	295	127	101	39	14	119	99	5	545

Team Totals

	TPE	Opponents
Points from Turnovers	97	244
Points in the Paint	252(126/221)57%	244(122/228)54%
Second Chance Points	76	71
Fast Break Points	102	90
Bench Points	155	230

Player Averages

No.	Name	GP	MPG	Field Goals		2 Points		3 Points		Free Throws		Rebounds			AS	TO	ST	BS	PF	FD	+/-	PTS
				M/A	%	M/A	%	M/A	%	M/A	%	OR	DR	TOT								
0	LIN Ting Chien	7	31:13	6.0/12.4	48	4.0/7.1	56	14/37	38	1.7/2.4	71	0.6	2.6	3.1	5.4	2.9	1.6	0.3	1.6	2.4	-2.6	15.7
1	GADIAGA Mohammad Al Bachir	7	24:27	5.6/11.9	47	4.1/6.7	62	10/36	28	1.3/1.3	100	1.1	2.4	3.6	1.7	1.1	1.3	0.6	1.4	1.0	0.6	13.9
5	LIU Cheng(C)	7	26:15	3.6/9.6	37	2.0/4.7	42	11/34	32	1.3/1.6	82	1.9	3.6	5.4	2.0	1.9	1.3	0.3	2.0	2.4	-0.4	10.0
10	HSIEH Ya-Hsuan	7	12:16	1.4/4.0	36	0.6/1.0	57	6/21	29	0.6/0.7	80		1.1	1.1	1.3	0.6	0.4	0.1	0.3	1.0	-0.1	4.3
14	WU Yung-Cheng	7	8:00	0.9/2.6	33	0.6/1.1	50	2/10	20	0.3/0.3	100	0.1	1.3	1.4	1.1	0.7	0.3		1.1	0.3	0.9	2.3
20	CHOU Po-Hsun	7	6:04	0.3/0.7	40	0.3/0.6	50	0/1	0	0.3/0.3	100	0.3	1.4	1.7	0.1	0.4			0.4	0.4	-0.6	0.9
21	TSENG Hsiang Chun	7	21:23	2.0/5.3	38	1.4/3.6	40	4/12	33	1.3/2.1	60	0.9	2.9	3.7	0.9	0.6	0.3	0.6	1.4	2.1	2.3	5.9
26	LEE Te Wei	7	6:00	0.4/2.0	21	0.3/1.0	29	1/7	14	0.1/0.3	50		0.7	0.7	0.9	0.4	0.1	0.3	0.6	0.1	-3.4	1.1
31	ARTINO William Joseph	7	27:59	5.9/10.7	55	5.7/9.9	58	1/6	17	3.0/6.4	47	4.9	5.7	10.6	2.3	2.4	0.6	0.6	2.9	5.6	-2.3	14.9
39	LU Chun Hsiang	7	9:37	1.0/3.6	28	0.1/1.4	10	6/15	40	0.1/0.1	100	0.1	0.9	1.0	0.7	0.4	0.7		0.6		1.4	3.0
75	LEE Chi Wei	7	8:29	1.0/2.9	35	0.3/0.9	33	5/14	36	0.3/0.3	100		0.4	0.4	0.3		0.4		0.6	0.6	-1.9	3.0
76	TSENG Wen-Ting	7	18:02	1.0/2.7	37	0.7/1.7	42	2/7	29			0.7	3.9	4.6	4.1	1.9	0.9	0.1	1.6	0.6	2.6	2.3
Team/Coach																						
Totals				29.0/68.3	43	20.1/39.7	51	8.9/28.6	31	10.3/15.9	65	15.0	29.4	44.4	20.9	14.3	7.9	2.9	14.4	16.6	-0.7	77.1
Opponents				29.9/69.7	43	20.4/42.1	49	9.4/27.6	34	8.7/13.0	67	13.1	29.0	42.1	18.1	14.4	5.6	2.0	17.0	14.1	0.7	77.9

Team Averages

	TPE	Opponents
Points from Turnovers	13.9	14.3
Points in the Paint	36.0	34.9
Second Chance Points	10.9	10.1
Fast Break Points	14.6	12.9
Bench Points	22.1	32.9



Cumulative Statistics

累计数据统计

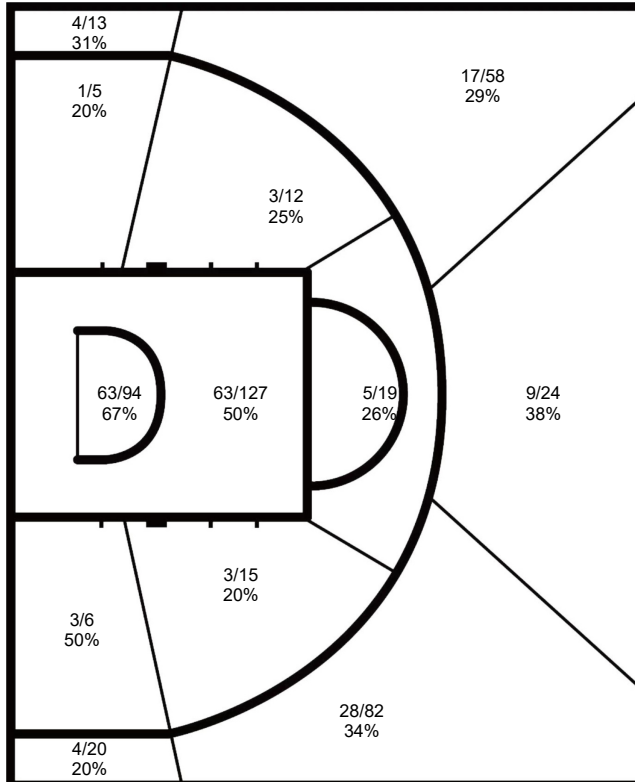
As of FRI 6 OCT 2023 at 17:48

TPE - Chinese Taipei

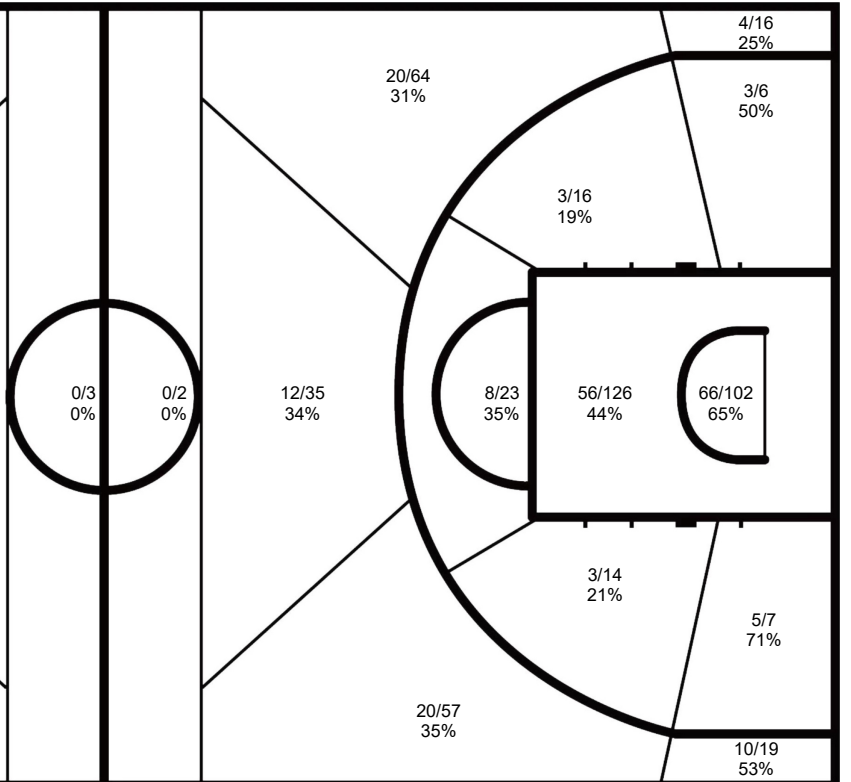
After 7 Games

Phase	TPE Played	Score	Field Goals		2 Points		3 Points		Free Throws		Rebounds			AS	TO	ST	BS	PF	FD	
			M/A	%	M/A	%	M/A	%	M/A	%	OR	DR	TOT							
Preliminary Round Group B	HKG	81-62	For	31/72	43	23/37	62	8/35	23	11/15	73	13	30	43	20	13	13	4	15	16
			Agn.	24/62	39	20/42	48	4/20	20	10/16	63	13	30	43	13	23	4	1	16	13
Preliminary Round Group B	CHN	69-89	For	25/73	34	16/44	36	9/29	31	10/14	71	20	27	47	15	12	5	0	15	15
			Agn.	33/72	46	18/37	49	15/35	43	8/17	47	18	32	50	20	12	7	4	16	15
Preliminary Round Group B	MGL	78-75	For	28/63	44	23/44	52	5/19	26	17/26	65	19	31	50	22	15	7	6	14	19
			Agn.	30/77	39	19/48	40	11/29	38	4/4	100	14	24	38	17	12	4	1	19	14
Qualifications to Quarterfinals	KAZ	83-62	For	31/65	48	21/40	53	10/25	40	11/21	52	18	35	53	24	12	6	5	13	21
			Agn.	23/68	34	14/38	37	9/30	30	7/8	88	9	25	34	19	11	1	2	21	13
Quarterfinals	JPN	85-66	For	36/71	51	29/45	64	7/26	27	6/11	55	16	38	54	21	19	6	1	13	15
			Agn.	26/71	37	21/39	54	5/32	16	9/14	64	11	24	35	15	14	11	0	15	13
Semifinals	JOR	71-90	For	26/73	36	14/38	37	12/35	34	7/9	78	8	25	33	23	11	11	2	16	9
			Agn.	33/65	51	24/44	55	9/21	43	15/20	75	12	39	51	21	16	5	3	11	16
Finals	CHN	73-101	For	26/61	43	15/30	50	11/31	36	10/15	67	11	20	31	21	18	7	2	15	21
			Agn.	40/73	55	27/47	57	13/26	50	8/12	67	15	29	44	22	13	7	3	21	15

TPE - Chinese Taipei



Opponents



TPE	M/A	%
Field Goals	203/478	43
2 Points	141/278	51
3 Points	62/200	31
Free Throws	72/111	65

%	M/A	Opponents
43	209/488	Field Goals
49	143/295	2 Points
34	66/193	3 Points
67	61/91	Free Throws

Timing and Results provided by Bornan



Cumulative Statistics

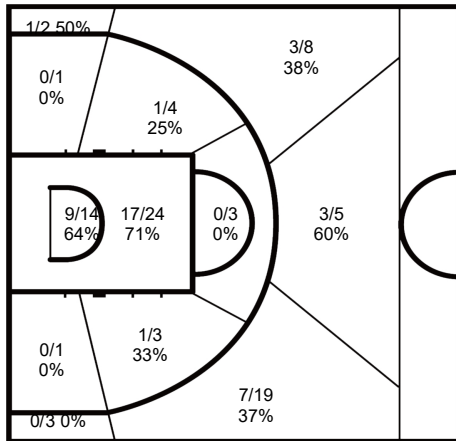
累计数据统计

As of FRI 6 OCT 2023 at 17:48

TPE - Chinese Taipei

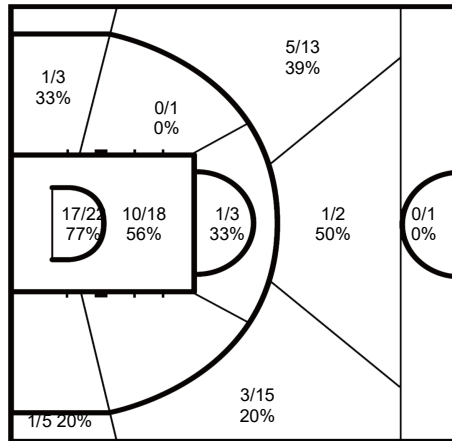
After 7 Games

0 LIN Ting Chien



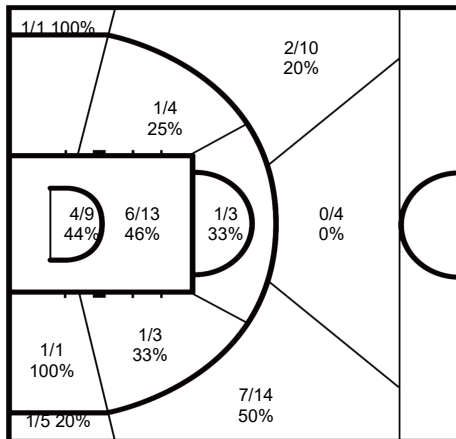
	M/A	%
Field Goals	42/87	48
2 Points	28/50	56
3 Points	14/37	38
Free Throws	12/17	71

1 GADIAGA Mohammad Al Bachir



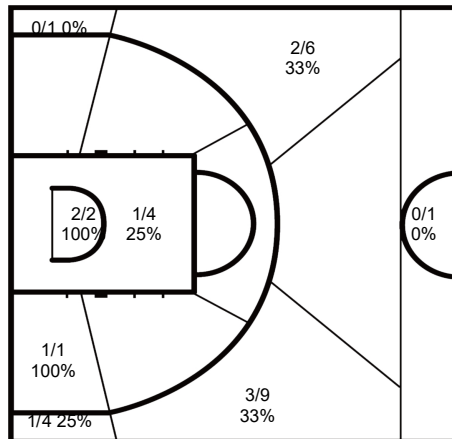
	M/A	%
Field Goals	39/83	47
2 Points	29/47	62
3 Points	10/36	28
Free Throws	9/9	100

5 LIU Cheng



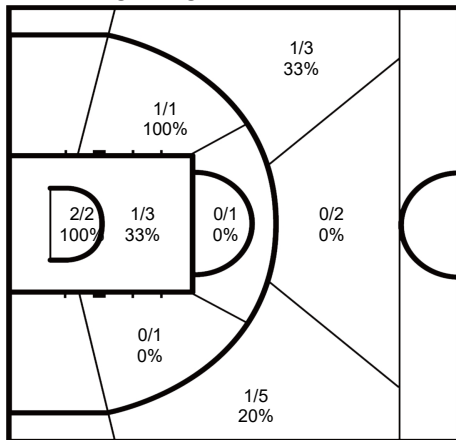
	M/A	%
Field Goals	25/67	37
2 Points	14/33	42
3 Points	11/34	32
Free Throws	9/11	82

10 HSIEH Ya-Hsuan



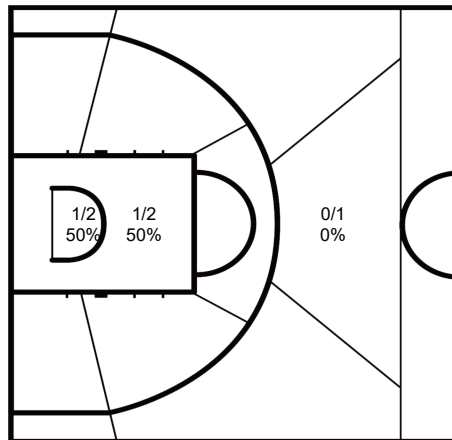
	M/A	%
Field Goals	10/28	36
2 Points	4/7	57
3 Points	6/21	29
Free Throws	4/5	80

14 WU Yung-Cheng



	M/A	%
Field Goals	6/18	33
2 Points	4/8	50
3 Points	2/10	20
Free Throws	2/2	100

20 CHOU Po-Hsun



	M/A	%
Field Goals	2/5	40
2 Points	2/4	50
3 Points	0/1	0
Free Throws	2/2	100

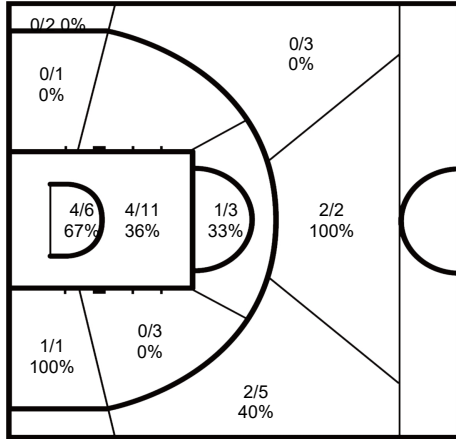


Cumulative Statistics

累计数据统计

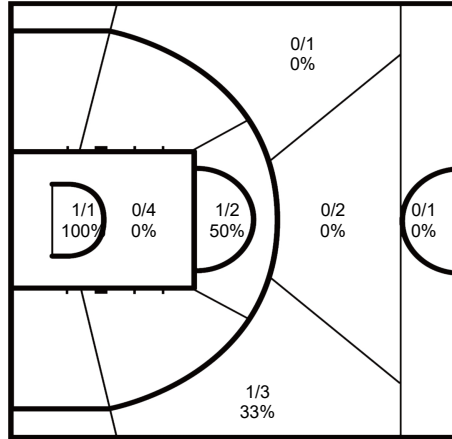
As of FRI 6 OCT 2023 at 17:48

21 TSENG Hsiang Chun



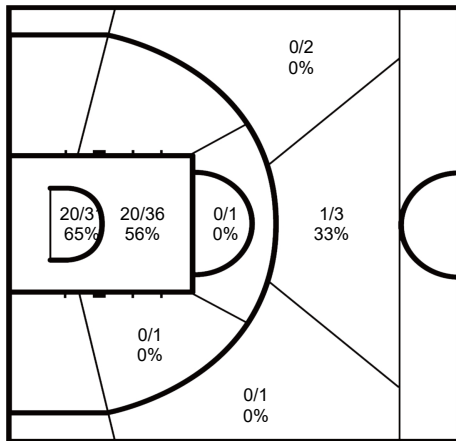
	M/A	%
Field Goals	14/37	38
2 Points	10/25	40
3 Points	4/12	33
Free Throws	9/15	60

26 LEE Te Wei



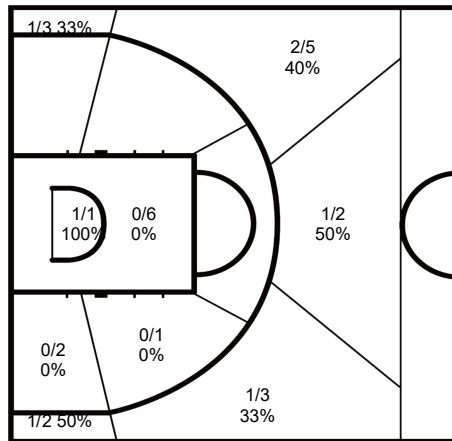
	M/A	%
Field Goals	3/14	21
2 Points	2/7	29
3 Points	1/7	14
Free Throws	1/2	50

31 ARTINO William Joseph



	M/A	%
Field Goals	41/75	55
2 Points	40/69	58
3 Points	1/6	17
Free Throws	21/45	47

39 LU Chun Hsiang



	M/A	%
Field Goals	7/25	28
2 Points	1/10	10
3 Points	6/15	40
Free Throws	1/1	100

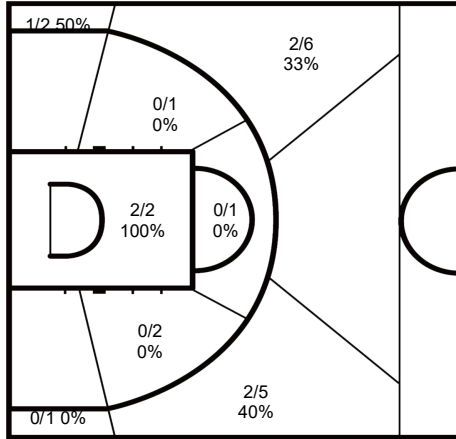


Cumulative Statistics

累计数据统计

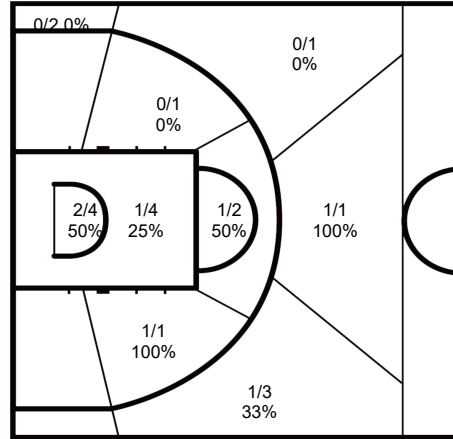
As of FRI 6 OCT 2023 at 17:48

75 LEE Chi Wei



	M/A	%
Field Goals	7/20	35
2 Points	2/6	33
3 Points	5/14	36
Free Throws	2/2	100

76 TSENG Wen-Ting



	M/A	%
Field Goals	7/19	37
2 Points	5/12	42
3 Points	2/7	29
Free Throws		

Legend:

%	Shooting Percentage	(C)	Captain	+/-	Plus-Minus	Agn.	Against
AS	Assists	BS	Blocked Shots	DR	Defensive Rebounds	DSQ	Disqualified
FD	Fouls Drawn	GP	Games Played	M/A	Made/Attempts	MPG	Minutes Played per Game
No.	Uniform Number	OR	Offensive Rebounds	PF	Fouls	PPG	Points per Game
PTS	Points	ST	Steals	TO	Turnovers	TOT	Total Rebounds
TP	Time Played						

Timing and Results provided by Bornan

Cumulative Statistics

累计数据统计

As of MON 2 OCT 2023 at 9:48

UAE - Utd Arab Emirates

After 3 Games

Player Totals

No.	Name	GP	TP	Field Goals		2 Points		3 Points		Free Throws		Rebounds			AS	TO	ST	BS	PF	FD	+/-	PTS
				M/A	%	M/A	%	M/A	%	M/A	%	OR	DR	TOT								
0	MOHAMMED Rashed Ayman Ahamad	3	36:55	2/2	100			2/2	100	1/2	50		4	4	6		2		3	2	8	7
3	ALBREIKI Hamid	3	1:34:08	14/38	37	11/27	41	3/11	27	4/9	44	4	13	17	8	8	4	2	4	11	-29	35
6	ALNUAIMI Rashed Salem Essa Othman	3	25:21	0/1	0	0/1	0						3	3	2	1	1		7	2	-10	
8	MOHAMMAD Faisal	3	48:07	4/11	36	3/6	50	1/5	20			1	7	8	3	1		1	2	-25	9	
10	ALAMERI Omar Khalid Faqqas Omar	3	1:18:54	7/29	24	1/8	13	6/21	29	1/1	100	5	8	13	4	6	3	1	6		-25	21
11	ALZAABI Rashed Naser Saeed Albada	3	1:29:54	13/30	43	11/21	52	2/9	22	4/6	67	5	9	14	8	8	5		10	9	-25	32
15	ALMAAZMI Jasim Mohamed Jabir Ahmed(C)	3	1:20:42	4/12	33	2/7	29	2/5	40	3/4	75		15	15	2	3	1		3	5	-32	13
20	AHMAD Khalid Khalifa Abdulla Kh	3	6:56	0/1	0	0/1	0									1			2	1	-6	
23	ALSHABEBI Qais Omar Ahmed	3	1:43:43	22/58	38	18/39	46	4/19	21	4/7	57	5	12	17	2	10	4	1	10	6	-34	52
24	ALSAWAN Mahmoud Waseem Mahmoud Mo	3	34:10	1/4	25	1/4	25			2/4	50	2	2	4	2	1		1	2	3	-25	4
34	ALSHABEBI Hazaea	3	0:00																			
77	AHMAD Abdulazaiz	3	1:11																			-2
Team/Coach												10	3	13		4						
Totals				67/186	36	47/114	41	20/72	28	19/33	58	32	76	108	34	45	21	5	48	41	-41	173
Opponents				86/204	42	69/123	56	17/81	21	25/43	58	57	98	155	50	43	25	12	43	48	41	214

Team Totals

	UAE	Opponents
Points from Turnovers	20	128
Points in the Paint	78(39/88)44%	128(64/104)62%
Second Chance Points	20	53
Fast Break Points	24	42
Bench Points	63	59

Player Averages

No.	Name	GP	MPG	Field Goals		2 Points		3 Points		Free Throws		Rebounds			AS	TO	ST	BS	PF	FD	+/-	PTS
				M/A	%	M/A	%	M/A	%	M/A	%	OR	DR	TOT								
0	MOHAMMED Rashed Ayman Ahamad	3	12:18	0.7/0.7	100			2/2	100	0.3/0.7	50		1.3	1.3	2.0		0.7		1.0	0.7	2.7	2.3
3	ALBREIKI Hamid	3	31:22	4.7/12.7	37	3.7/9.0	41	3/11	27	1.3/3.0	44	1.3	4.3	5.7	2.7	2.7	1.3	0.7	1.3	3.7	-9.7	11.7
6	ALNUAIMI Rashed Salem Essa Othman	3	8:27	0.0/0.3	0	0.0/0.3	0						1.0	1.0	0.7	0.3	0.3		2.3	0.7	-3.3	
8	MOHAMMAD Faisal	3	16:02	1.3/3.7	36	1.0/2.0	50	1/5	20			0.3	2.3	2.7		1.0	0.3		0.3	0.7	-8.3	3.0
10	ALAMERI Omar Khalid Faqqas Omar	3	26:18	2.3/9.7	24	0.3/2.7	13	6/21	29	0.3/0.3	100	1.7	2.7	4.3	1.3	2.0	1.0	0.3	2.0		-8.3	7.0
11	ALZAABI Rashed Naser Saeed Albada	3	29:58	4.3/10.0	43	3.7/7.0	52	2/9	22	1.3/2.0	67	1.7	3.0	4.7	2.7	2.7	1.7		3.3	3.0	-8.3	10.7
15	ALMAAZMI Jasim Mohamed Jabir Ahmed(C)	3	26:54	1.3/4.0	33	0.7/2.3	29	2/5	40	1.0/1.3	75		5.0	5.0	0.7	1.0	0.3		1.0	1.7	-10.7	4.3
20	AHMAD Khalid Khalifa Abdulla Kh	3	2:18	0.0/0.3	0	0.0/0.3	0									0.3			0.7	0.3	-2.0	
23	ALSHABEBI Qais Omar Ahmed	3	34:34	7.3/19.3	38	6.0/13.0	46	4/19	21	1.3/2.3	57	1.7	4.0	5.7	0.7	3.3	1.3	0.3	3.3	2.0	-11.3	17.3
24	ALSAWAN Mahmoud Waseem Mahmoud Mo	3	11:23	0.3/1.3	25	0.3/1.3	25			0.7/1.3	50	0.7	0.7	1.3	0.7	0.3		0.3	0.7	1.0	-8.3	1.3
34	ALSHABEBI Hazaea	3	0:00																			
77	AHMAD Abdulazaiz	3	0:23																			-0.7
Team/Coach												3.3	1.0	4.3		1.3						
Totals				22.3/62.0	36	15.7/38.0	41	6.7/24.0	28	6.3/11.0	58	10.7	25.3	36.0	11.3	15.0	7.0	1.7	16.0	13.7	-13.7	57.7
Opponents				28.7/68.0	42	23.0/41.0	56	5.7/27.0	21	8.3/14.3	58	19.0	32.7	51.7	16.7	14.3	8.3	4.0	14.3	16.0	13.7	71.3

Team Averages

	UAE	Opponents
Points from Turnovers	6.7	14.3
Points in the Paint	26.0	42.7
Second Chance Points	6.7	17.7
Fast Break Points	8.0	14.0
Bench Points	21.0	19.7



Cumulative Statistics

累计数据统计

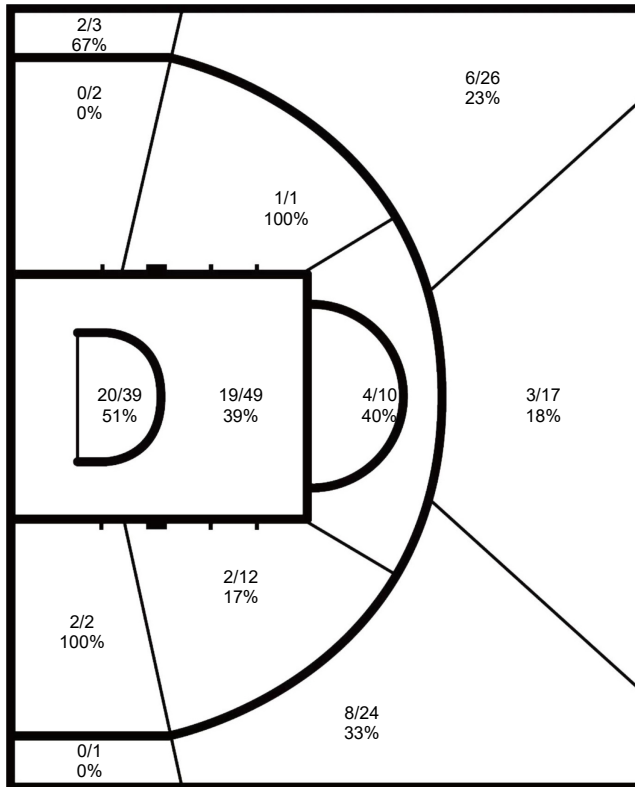
As of MON 2 OCT 2023 at 9:48

UAE - Utd Arab Emirates

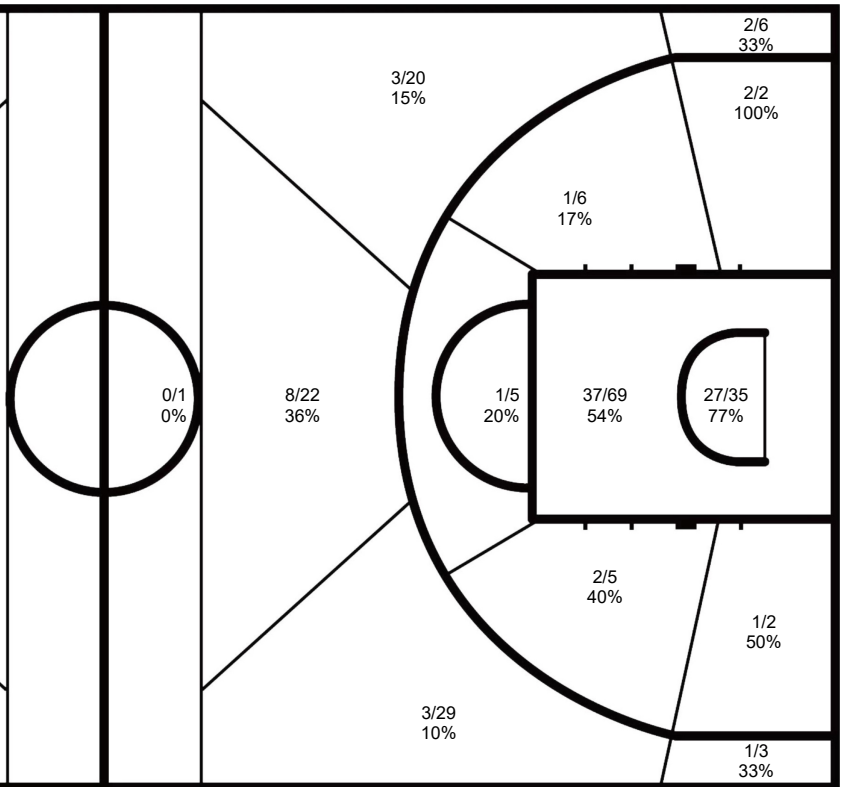
After 3 Games

Phase	UAE Played	Score		Field Goals		2 Points		3 Points		Free Throws		Rebounds			AS	TO	ST	BS	PF	FD
				M/A	%	M/A	%	M/A	%	M/A	%	OR	DR	TOT						
Preliminary Round Group A	IRI	57-81	For	21/55	38	12/30	40	9/25	36	6/15	40	8	29	37	12	21	8	0	22	18
			Agn.	29/71	41	20/42	48	9/29	31	14/26	54	24	35	59	16	17	13	2	18	22
Preliminary Round Group A	KAZ	49-59	For	20/71	28	19/53	36	1/18	6	8/11	73	17	22	39	6	11	9	4	14	13
			Agn.	25/64	39	20/35	57	5/29	17	4/6	67	18	36	54	15	19	8	5	14	14
Preliminary Round Group A	KSA	67-74	For	26/60	43	16/31	52	10/29	35	5/7	71	7	25	32	16	13	4	1	12	10
			Agn.	32/69	46	29/46	63	3/23	13	7/11	64	15	27	42	19	7	4	5	11	12

UAE - Utd Arab Emirates



Opponents



UAE	M/A	%
Field Goals	67/186	36
2 Points	47/114	41
3 Points	20/72	28
Free Throws	19/33	58

%	M/A	Opponents
42	86/204	Field Goals
56	69/123	2 Points
21	17/81	3 Points
58	25/43	Free Throws



Cumulative Statistics

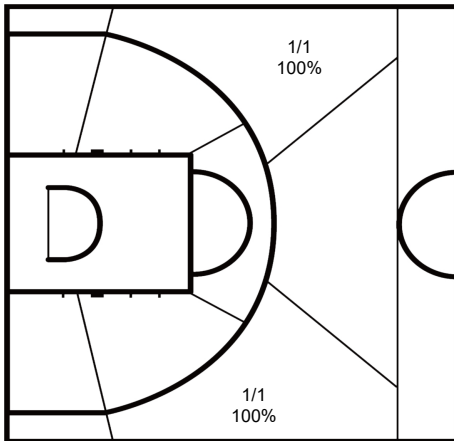
累计数据统计

As of MON 2 OCT 2023 at 9:48

UAE - Utd Arab Emirates

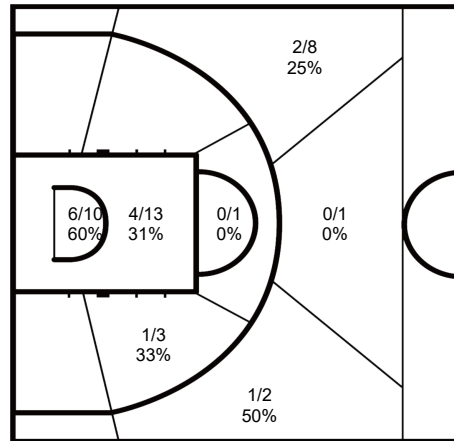
After 3 Games

0 MOHAMMED Rashed Ayman Ahamad



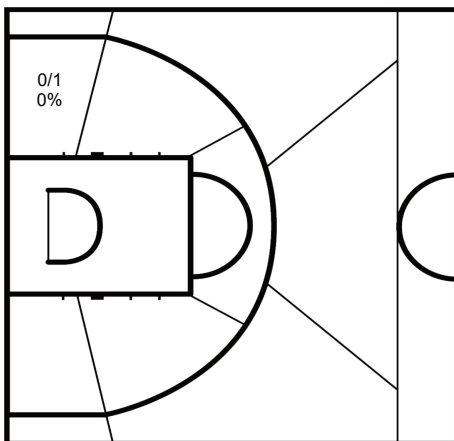
	M/A	%
Field Goals	2/2	100
2 Points		
3 Points	2/2	100
Free Throws	1/2	50

3 ALBREIKI Hamid



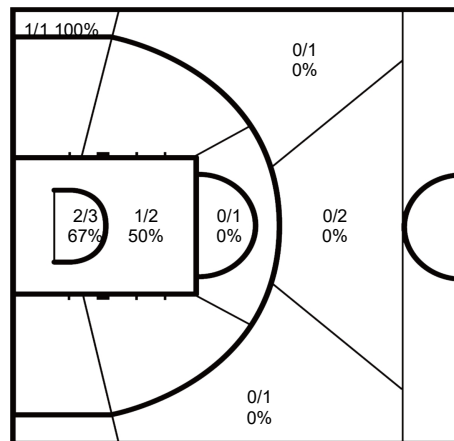
	M/A	%
Field Goals	14/38	37
2 Points	11/27	41
3 Points	3/11	27
Free Throws	4/9	44

6 ALNUAIMI Rashed Salem Essa Othman



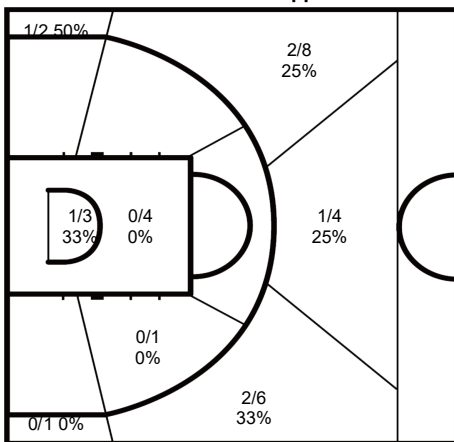
	M/A	%
Field Goals	0/1	0
2 Points	0/1	0
3 Points		
Free Throws		

8 MOHAMMAD Faisal



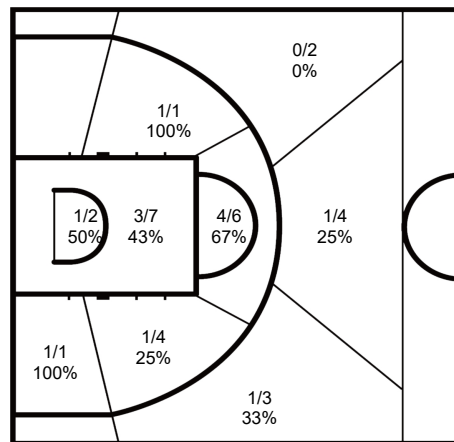
	M/A	%
Field Goals	4/11	36
2 Points	3/6	50
3 Points	1/5	20
Free Throws		

10 ALAMERI Omar Khalid Faqqas Omar



	M/A	%
Field Goals	7/29	24
2 Points	1/8	13
3 Points	6/21	29
Free Throws	1/1	100

11 ALZAABI Rashed Naser Saeed Albada



	M/A	%
Field Goals	13/30	43
2 Points	11/21	52
3 Points	2/9	22
Free Throws	4/6	67

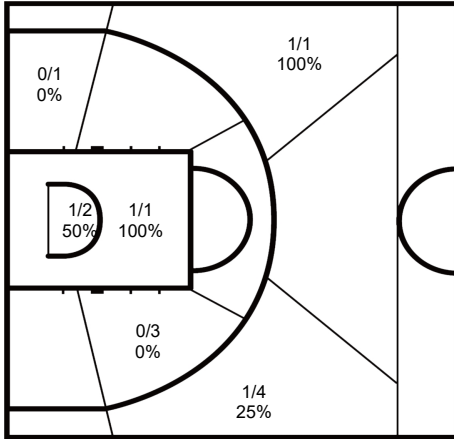


Cumulative Statistics

累计数据统计

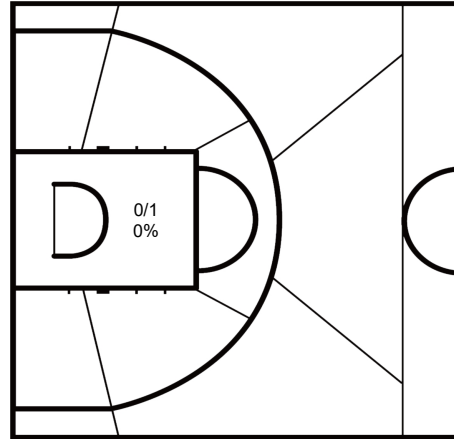
As of MON 2 OCT 2023 at 9:48

15 ALMAAZMI Jasim Mohamed Jabir Ahmed



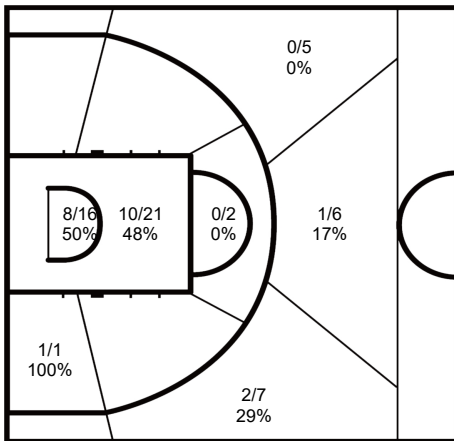
	M/A	%
Field Goals	4/12	33
2 Points	2/7	29
3 Points	2/5	40
Free Throws	3/4	75

20 AHMAD Khalid Khalifa Abdulla Kh



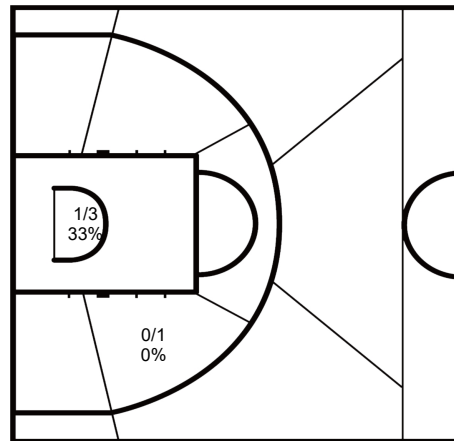
	M/A	%
Field Goals	0/1	0
2 Points	0/1	0
3 Points		
Free Throws		

23 ALSHABEBI Qais Omar Ahmed



	M/A	%
Field Goals	22/58	38
2 Points	18/39	46
3 Points	4/19	21
Free Throws	4/7	57

24 ALSAWAN Mahmoud Waseem Mahmoud I



	M/A	%
Field Goals	1/4	25
2 Points	1/4	25
3 Points		
Free Throws	2/4	50

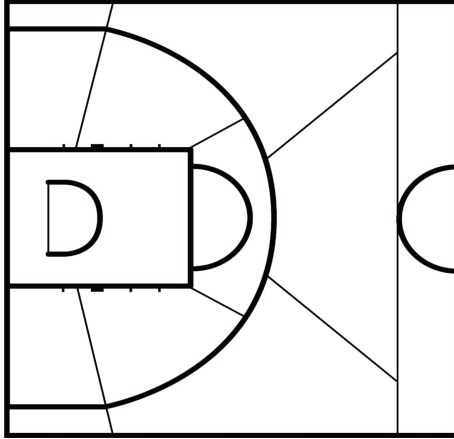


Cumulative Statistics

累计数据统计

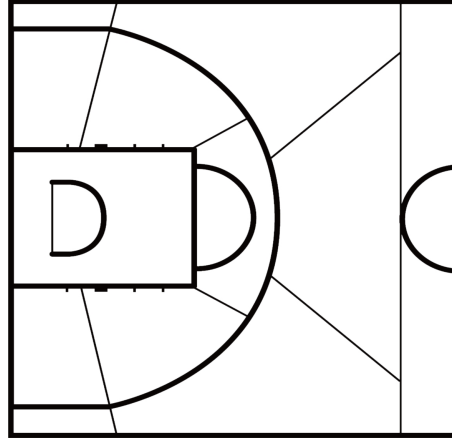
As of MON 2 OCT 2023 at 9:48

34 ALSHABEBI Hazaea



	M/A	%
Field Goals		
2 Points		
3 Points		
Free Throws		

77 AHMAD Abdulazaiz



	M/A	%
Field Goals		
2 Points		
3 Points		
Free Throws		

Legend:

%	Shooting Percentage	(C)	Captain	+/-	Plus-Minus	Agn.	Against
AS	Assists	BS	Blocked Shots	DR	Defensive Rebounds	DSQ	Disqualified
FD	Fouls Drawn	GP	Games Played	M/A	Made/Attempts	MPG	Minutes Played per Game
No.	Uniform Number	OR	Offensive Rebounds	PF	Fouls	PPG	Points per Game
PTS	Points	ST	Steals	TO	Turnovers	TOT	Total Rebounds
TP	Time Played						

Timing and Results provided by Bornan



Overall Team Statistics

球队整体数据统计

As of FRI 6 OCT 2023 at 22:13

Totals

Team	GP		Field Goals		2 Points		3 Points		Free Throws		Rebounds			AS	TO	ST	BS	PF	FD	PTS
			M/A	%	M/A	%	M/A	%	M/A	%	OR	DR	TOT							
BRN	4	For	95/262	36.3	60/139	43.2	35/123	28.5	45/63	71.4	62	106	168	60	79	43	6	87	76	270
		Agn.	115/252	45.6	87/155	56.1	28/97	28.9	65/99	65.7	59	119	178	85	68	46	15	77	85	323
CHN	6	For	204/403	50.6	139/231	60.2	65/172	37.8	61/96	63.5	89	197	286	128	81	47	23	108	98	534
		Agn.	146/394	37.1	99/233	42.5	47/161	29.2	50/86	58.1	80	139	219	88	88	41	10	99	104	389
HKG	4	For	93/241	38.6	63/144	43.8	30/97	30.9	37/57	64.9	42	106	148	72	73	22	8	64	53	253
		Agn.	130/286	45.5	91/158	57.6	39/128	30.5	36/58	62.1	67	122	189	89	48	37	9	55	63	335
INA	3	For	62/183	33.9	40/109	36.7	22/74	29.7	33/50	66.0	31	78	109	42	39	16	2	44	53	179
		Agn.	90/213	42.3	61/112	54.5	29/101	28.7	30/44	68.2	54	104	158	68	36	20	5	55	44	239
IRI	6	For	187/400	46.8	130/248	52.4	57/152	37.5	81/114	71.1	95	167	262	108	85	69	17	108	107	512
		Agn.	142/353	40.2	89/191	46.6	53/162	32.7	72/114	63.2	80	144	224	92	109	44	17	110	104	409
JOR	6	For	169/389	43.4	113/227	49.8	56/162	34.6	100/159	62.9	109	214	323	128	89	49	25	92	136	494
		Agn.	131/421	31.1	82/243	33.7	49/178	27.5	72/103	69.9	98	165	263	92	87	55	10	138	85	383
JPN	6	For	163/409	39.9	93/183	50.8	70/226	31.0	47/68	69.1	86	145	231	115	80	47	7	112	82	443
		Agn.	160/367	43.6	115/229	50.2	45/138	32.6	70/102	68.6	90	171	261	97	96	34	13	84	110	435
KAZ	4	For	89/248	35.9	53/118	44.9	36/130	27.7	29/43	67.4	47	100	147	70	72	23	10	81	56	243
		Agn.	109/254	42.9	85/176	48.3	24/78	30.8	62/86	72.1	63	119	182	57	59	44	15	58	79	304
KOR	7	For	204/463	44.1	134/258	51.9	70/205	34.1	84/121	69.4	93	189	282	153	83	67	18	105	119	562
		Agn.	192/457	42.0	132/269	49.1	60/188	31.9	59/83	71.1	87	195	282	122	114	39	11	123	101	503
KSA	7	For	188/438	42.9	140/273	51.3	48/165	29.1	93/141	66.0	116	192	308	109	116	55	25	107	127	517
		Agn.	192/441	43.5	113/231	48.9	79/210	37.6	61/91	67.0	78	168	246	140	103	55	19	128	104	524
MGL	3	For	76/216	35.2	56/138	40.6	20/78	25.6	17/34	50.0	50	66	116	42	40	18	4	61	46	189
		Agn.	84/180	46.7	65/117	55.6	19/63	30.2	49/71	69.0	49	102	151	60	54	24	17	48	61	236
PHI	7	For	203/480	42.3	154/329	46.8	49/151	32.5	94/128	73.4	129	221	350	128	109	65	30	128	121	549
		Agn.	168/454	37.0	102/235	43.4	66/219	30.1	78/123	63.4	102	176	278	110	101	65	20	125	125	480
QAT	4	For	83/243	34.2	61/152	40.1	22/91	24.2	54/80	67.5	66	106	172	49	77	28	7	71	74	242
		Agn.	113/259	43.6	72/137	52.6	41/122	33.6	51/68	75.0	55	113	168	77	61	49	18	75	71	318
THA	3	For	71/201	35.3	40/99	40.4	31/102	30.4	24/46	52.2	44	72	116	38	57	31	7	67	44	197
		Agn.	90/217	41.5	59/136	43.4	31/81	38.3	49/82	59.8	85	103	188	68	57	39	9	47	66	260
TPE	7	For	203/478	42.5	141/278	50.7	62/200	31.0	72/111	64.9	105	206	311	146	100	55	20	101	116	540
		Agn.	209/488	42.8	143/295	48.5	66/193	34.2	61/91	67.0	92	203	295	127	101	39	14	119	99	545
UAE	3	For	67/186	36.0	47/114	41.2	20/72	27.8	19/33	57.6	32	76	108	34	45	21	5	48	41	173
		Agn.	86/204	42.2	69/123	56.1	17/81	21.0	25/43	58.1	57	98	155	50	43	25	12	43	48	214
Totals	40		3600/8848	40.7	2488/5268	47.2	1112/3580	31.1	1366/2048	66.7	2067	3724	5791	2475	2117	1184	356	2126	2088	9678

Overall Team Statistics

球队整体数据统计

As of FRI 6 OCT 2023 at 22:13

Averages

Team	GP		Field Goals		2 Points		3 Points		Free Throws		Rebounds			AS	TO	ST	BS	PF	FD	PPG
			M/A	%	M/A	%	M/A	%	M/A	%	OR	DR	TOT							
BRN	4	For	23.8/65.5	36.3	15.0/34.8	43.2	8.8/30.8	28.5	11.3/15.8	71.4	15.5	26.5	42.0	15.0	19.8	10.8	1.5	21.8	19.0	67.5
		Agn.	28.8/63.0	45.6	21.8/38.8	56.1	7.0/24.3	28.9	16.3/24.8	65.7	14.8	29.8	44.5	21.3	17.0	11.5	3.8	19.3	21.3	80.8
CHN	6	For	34.0/67.2	50.6	23.2/38.5	60.2	10.8/28.7	37.8	10.2/16.0	63.5	14.8	32.8	47.7	21.3	13.5	7.8	3.8	18.0	16.3	89.0
		Agn.	24.3/65.7	37.1	16.5/38.8	42.5	7.8/26.8	29.2	8.3/14.3	58.1	13.3	23.2	36.5	14.7	14.7	6.8	1.7	16.5	17.3	64.8
HKG	4	For	23.3/60.3	38.6	15.8/36.0	43.8	7.5/24.3	30.9	9.3/14.3	64.9	10.5	26.5	37.0	18.0	18.3	5.5	2.0	16.0	13.3	63.3
		Agn.	32.5/71.5	45.5	22.8/39.5	57.6	9.8/32.0	30.5	9.0/14.5	62.1	16.8	30.5	47.3	22.3	12.0	9.3	2.3	13.8	15.8	83.8
INA	3	For	20.7/61.0	33.9	13.3/36.3	36.7	7.3/24.7	29.7	11.0/16.7	66.0	10.3	26.0	36.3	14.0	13.0	5.3	0.7	14.7	17.7	59.7
		Agn.	30.0/71.0	42.3	20.3/37.3	54.5	9.7/33.7	28.7	10.0/14.7	68.2	18.0	34.7	52.7	22.7	12.0	6.7	1.7	18.3	14.7	79.7
IRI	6	For	31.2/66.7	46.8	21.7/41.3	52.4	9.5/25.3	37.5	13.5/19.0	71.1	15.8	27.8	43.7	18.0	14.2	11.5	2.8	18.0	17.8	85.3
		Agn.	23.7/58.8	40.2	14.8/31.8	46.6	8.8/27.0	32.7	12.0/19.0	63.2	13.3	24.0	37.3	15.3	18.2	7.3	2.8	18.3	17.3	68.2
JOR	6	For	28.2/64.8	43.4	18.8/37.8	49.8	9.3/27.0	34.6	16.7/26.5	62.9	18.2	35.7	53.8	21.3	14.8	8.2	4.2	15.3	22.7	82.3
		Agn.	21.8/70.2	31.1	13.7/40.5	33.7	8.2/29.7	27.5	12.0/17.2	69.9	16.3	27.5	43.8	15.3	14.5	9.2	1.7	23.0	14.2	63.8
JPN	6	For	27.2/68.2	39.9	15.5/30.5	50.8	11.7/37.7	31.0	7.8/11.3	69.1	14.3	24.2	38.5	19.2	13.3	7.8	1.2	18.7	13.7	73.8
		Agn.	26.7/61.2	43.6	19.2/38.2	50.2	7.5/23.0	32.6	11.7/17.0	68.6	15.0	28.5	43.5	16.2	16.0	5.7	2.2	14.0	18.3	72.5
KAZ	4	For	22.3/62.0	35.9	13.3/29.5	44.9	9.0/32.5	27.7	7.3/10.8	67.4	11.8	25.0	36.8	17.5	18.0	5.8	2.5	20.3	14.0	60.8
		Agn.	27.3/63.5	42.9	21.3/44.0	48.3	6.0/19.5	30.8	15.5/21.5	72.1	15.8	29.8	45.5	14.3	14.8	11.0	3.8	14.5	19.8	76.0
KOR	7	For	29.1/66.1	44.1	19.1/36.9	51.9	10.0/29.3	34.1	12.0/17.3	69.4	13.3	27.0	40.3	21.9	11.9	9.6	2.6	15.0	17.0	80.3
		Agn.	27.4/65.3	42.0	18.9/38.4	49.1	8.6/26.9	31.9	8.4/11.9	71.1	12.4	27.9	40.3	17.4	16.3	5.6	1.6	17.6	14.4	71.9
KSA	7	For	26.9/62.6	42.9	20.0/39.0	51.3	6.9/23.6	29.1	13.3/20.1	66.0	16.6	27.4	44.0	15.6	16.6	7.9	3.6	15.3	18.1	73.9
		Agn.	27.4/63.0	43.5	16.1/33.0	48.9	11.3/30.0	37.6	8.7/13.0	67.0	11.1	24.0	35.1	20.0	14.7	7.9	2.7	18.3	14.9	74.9
MGL	3	For	25.3/72.0	35.2	18.7/46.0	40.6	6.7/26.0	25.6	5.7/11.3	50.0	16.7	22.0	38.7	14.0	13.3	6.0	1.3	20.3	15.3	63.0
		Agn.	28.0/60.0	46.7	21.7/39.0	55.6	6.3/21.0	30.2	16.3/23.7	69.0	16.3	34.0	50.3	20.0	18.0	8.0	5.7	16.0	20.3	78.7
PHI	7	For	29.0/68.6	42.3	22.0/47.0	46.8	7.0/21.6	32.5	13.4/18.3	73.4	18.4	31.6	50.0	18.3	15.6	9.3	4.3	18.3	17.3	78.4
		Agn.	24.0/64.9	37.0	14.6/33.6	43.4	9.4/31.3	30.1	11.1/17.6	63.4	14.6	25.1	39.7	15.7	14.4	9.3	2.9	17.9	17.9	68.6
QAT	4	For	20.8/60.8	34.2	15.3/38.0	40.1	5.5/22.8	24.2	13.5/20.0	67.5	16.5	26.5	43.0	12.3	19.3	7.0	1.8	17.8	18.5	60.5
		Agn.	28.3/64.8	43.6	18.0/34.3	52.6	10.3/30.5	33.6	12.8/17.0	75.0	13.8	28.3	42.0	19.3	15.3	12.3	4.5	18.8	17.8	79.5
THA	3	For	23.7/67.0	35.3	13.3/33.0	40.4	10.3/34.0	30.4	8.0/15.3	52.2	14.7	24.0	38.7	12.7	19.0	10.3	2.3	22.3	14.7	65.7
		Agn.	30.0/72.3	41.5	19.7/45.3	43.4	10.3/27.0	38.3	16.3/27.3	59.8	28.3	34.3	62.7	22.7	19.0	13.0	3.0	15.7	22.0	86.7
TPE	7	For	29.0/68.3	42.5	20.1/39.7	50.7	8.9/28.6	31.0	10.3/15.9	64.9	15.0	29.4	44.4	20.9	14.3	7.9	2.9	14.4	16.6	77.1
		Agn.	29.9/69.7	42.8	20.4/42.1	48.5	9.4/27.6	34.2	8.7/13.0	67.0	13.1	29.0	42.1	18.1	14.4	5.6	2.0	17.0	14.1	77.9
UAE	3	For	22.3/62.0	36.0	15.7/38.0	41.2	6.7/24.0	27.8	6.3/11.0	57.6	10.7	25.3	36.0	11.3	15.0	7.0	1.7	16.0	13.7	57.7
		Agn.	28.7/68.0	42.2	23.0/41.0	56.1	5.7/27.0	21.0	8.3/14.3	58.1	19.0	32.7	51.7	16.7	14.3	8.3	4.0	14.3	16.0	71.3
Totals	40		90.0/221.2	40.7	62.2/131.7	47.2	27.8/89.5	31.1	34.2/51.2	66.7	51.7	93.1	144.8	61.9	52.9	29.6	8.9	53.2	52.2	242.0

Legend:							
%	Shooting Percentage	Agn.	Against	AS	Assists	Avg.	Average per Game
BS	Blocked Shots	DR	Defensive Rebounds	DSQ	Disqualified	FD	Fouls Drawn
GP	Games Played	M/A	Made/Attempts	OR	Offensive Rebounds	PF	Fouls
PPG	Points per Game	PTS	Points	ST	Steals	TO	Turnovers
TOT	Total Rebounds						



Team Statistics

球队数据统计

As of FRI 6 OCT 2023 at 22:14

TOTAL FIELD GOALS %

Rk	Team	GP	M/A	%
1	CHN	6	204/403	50.6
2	IRI	6	187/400	46.8
3	KOR	7	204/463	44.1
4	JOR	6	169/389	43.4
5	KSA	7	188/438	42.9
6	TPE	7	203/478	42.5
7	PHI	7	203/480	42.3
8	JPN	6	163/409	39.9
9	HKG	4	93/241	38.6
10	BRN	4	95/262	36.3
11	UAE	3	67/186	36.0
12	KAZ	4	89/248	35.9
13	THA	3	71/201	35.3
14	MGL	3	76/216	35.2
15	QAT	4	83/243	34.2
16	INA	3	62/183	33.9

2-POINT FIELD GOALS %

Rk	Team	GP	M/A	%
1	CHN	6	139/231	60.2
2	IRI	6	130/248	52.4
3	KOR	7	134/258	51.9
4	KSA	7	140/273	51.3
5	JPN	6	93/183	50.8
6	TPE	7	141/278	50.7
7	JOR	6	113/227	49.8
8	PHI	7	154/329	46.8
9	KAZ	4	53/118	44.9
10	HKG	4	63/144	43.8
11	BRN	4	60/139	43.2
12	UAE	3	47/114	41.2
13	MGL	3	56/138	40.6
14	THA	3	40/99	40.4
15	QAT	4	61/152	40.1
16	INA	3	40/109	36.7

3-POINT FIELD GOALS %

Rk	Team	GP	M/A	%
1	CHN	6	65/172	37.8
2	IRI	6	57/152	37.5
3	JOR	6	56/162	34.6
4	KOR	7	70/205	34.1
5	PHI	7	49/151	32.5
6	JPN	6	70/226	31.0
6	TPE	7	62/200	31.0
8	HKG	4	30/97	30.9
9	THA	3	31/102	30.4
10	INA	3	22/74	29.7
11	KSA	7	48/165	29.1
12	BRN	4	35/123	28.5
13	UAE	3	20/72	27.8
14	KAZ	4	36/130	27.7
15	MGL	3	20/78	25.6
16	QAT	4	22/91	24.2

FREE THROWS %

Rk	Team	GP	M/A	%
1	PHI	7	94/128	73.4
2	BRN	4	45/63	71.4
3	IRI	6	81/114	71.1
4	KOR	7	84/121	69.4
5	JPN	6	47/68	69.1
6	QAT	4	54/80	67.5
7	KAZ	4	29/43	67.4
8	INA	3	33/50	66.0
8	KSA	7	93/141	66.0
10	HKG	4	37/57	64.9
10	TPE	7	72/111	64.9
12	CHN	6	61/96	63.5
13	JOR	6	100/159	62.9
14	UAE	3	19/33	57.6
15	THA	3	24/46	52.2
16	MGL	3	17/34	50.0

POINTS FOR

Rk	Team	GP	Total	Avg.
1	CHN	6	534	89.0
2	IRI	6	512	85.3
3	JOR	6	494	82.3
4	KOR	7	562	80.3
5	PHI	7	549	78.4
6	TPE	7	540	77.1
7	KSA	7	517	73.9
8	JPN	6	443	73.8
9	BRN	4	270	67.5
10	THA	3	197	65.7
11	HKG	4	253	63.3
12	MGL	3	189	63.0
13	KAZ	4	243	60.8
14	QAT	4	242	60.5
15	INA	3	179	59.7
16	UAE	3	173	57.7

POINTS AGAINST

Rk	Team	GP	Total	Avg.
1	JOR	6	383	63.8
2	CHN	6	389	64.8
3	IRI	6	409	68.2
4	PHI	7	480	68.6
5	UAE	3	214	71.3
6	KOR	7	503	71.9
7	JPN	6	435	72.5
8	KSA	7	524	74.9
9	KAZ	4	304	76.0
10	TPE	7	545	77.9
11	MGL	3	236	78.7
12	QAT	4	318	79.5
13	INA	3	239	79.7
14	BRN	4	323	80.8
15	HKG	4	335	83.8
16	THA	3	260	86.7

REBOUNDS

Rk	Team	GP	Off.	Def.	Total	Avg.
1	JOR	6	109	214	323	53.8
2	PHI	7	129	221	350	50.0
3	CHN	6	89	197	286	47.7
4	TPE	7	105	206	311	44.4
5	KSA	7	116	192	308	44.0
6	IRI	6	95	167	262	43.7
7	QAT	4	66	106	172	43.0
8	BRN	4	62	106	168	42.0
9	KOR	7	93	189	282	40.3
10	MGL	3	50	66	116	38.7
10	THA	3	44	72	116	38.7
12	JPN	6	86	145	231	38.5
13	HKG	4	42	106	148	37.0
14	KAZ	4	47	100	147	36.8
15	INA	3	31	78	109	36.3
16	UAE	3	32	76	108	36.0

ASSISTS

Rk	Team	GP	Total	Avg.
1	KOR	7	153	21.9
2	CHN	6	128	21.3
2	JOR	6	128	21.3
4	TPE	7	146	20.9
5	JPN	6	115	19.2
6	PHI	7	128	18.3
7	HKG	4	72	18.0
7	IRI	6	108	18.0
9	KAZ	4	70	17.5
10	KSA	7	109	15.6
11	BRN	4	60	15.0
12	INA	3	42	14.0
12	MGL	3	42	14.0
14	THA	3	38	12.7
15	QAT	4	49	12.3
16	UAE	3	34	11.3

FOULS

Rk	Team	GP	Total	Avg.
1	THA	3	67	22.3
2	BRN	4	87	21.8
3	KAZ	4	81	20.3
3	MGL	3	61	20.3
5	JPN	6	112	18.7
6	PHI	7	128	18.3
7	CHN	6	108	18.0
7	IRI	6	108	18.0
9	QAT	4	71	17.8
10	HKG	4	64	16.0
10	UAE	3	48	16.0
12	JOR	6	92	15.3
12	KSA	7	107	15.3
14	KOR	7	105	15.0
15	INA	3	44	14.7
16	TPE	7	101	14.4

Timing and Results provided by Bornan



Team Statistics

球队数据统计

As of FRI 6 OCT 2023 at 22:14

TURNOVERS

Rk	Team	GP	Total	Avg.
1	BRN	4	79	19.8
2	QAT	4	77	19.3
3	THA	3	57	19.0
4	HKG	4	73	18.3
5	KAZ	4	72	18.0
6	KSA	7	116	16.6
7	PHI	7	109	15.6
8	UAE	3	45	15.0
9	JOR	6	89	14.8
10	TPE	7	100	14.3
11	IRI	6	85	14.2
12	CHN	6	81	13.5
13	JPN	6	80	13.3
13	MGL	3	40	13.3
15	INA	3	39	13.0
16	KOR	7	83	11.9

STEALS

Rk	Team	GP	Total	Avg.
1	IRI	6	69	11.5
2	BRN	4	43	10.8
3	THA	3	31	10.3
4	KOR	7	67	9.6
5	PHI	7	65	9.3
6	JOR	6	49	8.2
7	KSA	7	55	7.9
7	TPE	7	55	7.9
9	CHN	6	47	7.8
9	JPN	6	47	7.8
11	QAT	4	28	7.0
11	UAE	3	21	7.0
13	MGL	3	18	6.0
14	KAZ	4	23	5.8
15	HKG	4	22	5.5
16	INA	3	16	5.3

BLOCKED SHOTS

Rk	Team	GP	Total	Avg.
1	PHI	7	30	4.3
2	JOR	6	25	4.2
3	CHN	6	23	3.8
4	KSA	7	25	3.6
5	TPE	7	20	2.9
6	IRI	6	17	2.8
7	KOR	7	18	2.6
8	KAZ	4	10	2.5
9	THA	3	7	2.3
10	HKG	4	8	2.0
11	QAT	4	7	1.8
12	UAE	3	5	1.7
13	BRN	4	6	1.5
14	MGL	3	4	1.3
15	JPN	6	7	1.2
16	INA	3	2	0.7

TOTAL FIELD GOALS MADE

Rk	Team	GP	Total	Avg.
1	CHN	6	204	34.0
2	IRI	6	187	31.2
3	KOR	7	204	29.1
4	PHI	7	203	29.0
4	TPE	7	203	29.0
6	JOR	6	169	28.2
7	JPN	6	163	27.2
8	KSA	7	188	26.9
9	MGL	3	76	25.3
10	BRN	4	95	23.8
11	THA	3	71	23.7
12	HKG	4	93	23.3
13	KAZ	4	89	22.3
13	UAE	3	67	22.3
15	QAT	4	83	20.8
16	INA	3	62	20.7

2-POINT FIELD GOALS MADE

Rk	Team	GP	Total	Avg.
1	CHN	6	139	23.2
2	PHI	7	154	22.0
3	IRI	6	130	21.7
4	TPE	7	141	20.1
5	KSA	7	140	20.0
6	KOR	7	134	19.1
7	JOR	6	113	18.8
8	MGL	3	56	18.7
9	HKG	4	63	15.8
10	UAE	3	47	15.7
11	JPN	6	93	15.5
12	QAT	4	61	15.3
13	BRN	4	60	15.0
14	INA	3	40	13.3
14	KAZ	4	53	13.3
14	THA	3	40	13.3

3-POINT FIELD GOALS MADE

Rk	Team	GP	Total	Avg.
1	JPN	6	70	11.7
2	CHN	6	65	10.8
3	THA	3	31	10.3
4	KOR	7	70	10.0
5	IRI	6	57	9.5
6	JOR	6	56	9.3
7	KAZ	4	36	9.0
8	TPE	7	62	8.9
9	BRN	4	35	8.8
10	HKG	4	30	7.5
11	INA	3	22	7.3
12	PHI	7	49	7.0
13	KSA	7	48	6.9
14	MGL	3	20	6.7
14	UAE	3	20	6.7
16	QAT	4	22	5.5

FREE THROWS MADE

Rk	Team	GP	Total	Avg.
1	JOR	6	100	16.7
2	IRI	6	81	13.5
2	QAT	4	54	13.5
4	PHI	7	94	13.4
5	KSA	7	93	13.3
6	KOR	7	84	12.0
7	BRN	4	45	11.3
8	INA	3	33	11.0
9	TPE	7	72	10.3
10	CHN	6	61	10.2
11	HKG	4	37	9.3
12	THA	3	24	8.0
13	JPN	6	47	7.8
14	KAZ	4	29	7.3
15	UAE	3	19	6.3
16	MGL	3	17	5.7

TOTAL FIELD GOAL ATTEMPTS

Rk	Team	GP	Total	Avg.
1	MGL	3	216	72.0
2	PHI	7	480	68.6
3	TPE	7	478	68.3
4	JPN	6	409	68.2
5	CHN	6	403	67.2
6	THA	3	201	67.0
7	IRI	6	400	66.7
8	KOR	7	463	66.1
9	BRN	4	262	65.5
10	JOR	6	389	64.8
11	KSA	7	438	62.6
12	KAZ	4	248	62.0
12	UAE	3	186	62.0
14	INA	3	183	61.0
15	QAT	4	243	60.8
16	HKG	4	241	60.3

2-POINT FIELD GOAL ATTEMPTS

Rk	Team	GP	Total	Avg.
1	PHI	7	329	47.0
2	MGL	3	138	46.0
3	IRI	6	248	41.3
4	TPE	7	278	39.7
5	KSA	7	273	39.0
6	CHN	6	231	38.5
7	QAT	4	152	38.0
7	UAE	3	114	38.0
9	JOR	6	227	37.8
10	KOR	7	258	36.9
11	INA	3	109	36.3
12	HKG	4	144	36.0
13	BRN	4	139	34.8
14	THA	3	99	33.0
15	JPN	6	183	30.5
16	KAZ	4	118	29.5

Timing and Results provided by Bornan



Team Statistics

球队数据统计

As of FRI 6 OCT 2023 at 22:14

3-POINT FIELD GOAL ATTEMPTS

Rk	Team	GP	Total	Avg.
1	JPN	6	226	37.7
2	THA	3	102	34.0
3	KAZ	4	130	32.5
4	BRN	4	123	30.8
5	KOR	7	205	29.3
6	CHN	6	172	28.7
7	TPE	7	200	28.6
8	JOR	6	162	27.0
9	MGL	3	78	26.0
10	IRI	6	152	25.3
11	INA	3	74	24.7
12	HKG	4	97	24.3
13	UAE	3	72	24.0
14	KSA	7	165	23.6
15	QAT	4	91	22.8
16	PHI	7	151	21.6

FREE THROW ATTEMPTS

Rk	Team	GP	Total	Avg.
1	JOR	6	159	26.5
2	KSA	7	141	20.1
3	QAT	4	80	20.0
4	IRI	6	114	19.0
5	PHI	7	128	18.3
6	KOR	7	121	17.3
7	INA	3	50	16.7
8	CHN	6	96	16.0
9	TPE	7	111	15.9
10	BRN	4	63	15.8
11	THA	3	46	15.3
12	HKG	4	57	14.3
13	JPN	6	68	11.3
13	MGL	3	34	11.3
15	UAE	3	33	11.0
16	KAZ	4	43	10.8

OFFENSIVE REBOUNDS

Rk	Team	GP	Total	Avg.
1	PHI	7	129	18.4
2	JOR	6	109	18.2
3	MGL	3	50	16.7
4	KSA	7	116	16.6
5	QAT	4	66	16.5
6	IRI	6	95	15.8
7	BRN	4	62	15.5
8	TPE	7	105	15.0
9	CHN	6	89	14.8
10	THA	3	44	14.7
11	JPN	6	86	14.3
12	KOR	7	93	13.3
13	KAZ	4	47	11.8
14	UAE	3	32	10.7
15	HKG	4	42	10.5
16	INA	3	31	10.3

DEFENSIVE REBOUNDS

Rk	Team	GP	Total	Avg.
1	JOR	6	214	35.7
2	CHN	6	197	32.8
3	PHI	7	221	31.6
4	TPE	7	206	29.4
5	IRI	6	167	27.8
6	KSA	7	192	27.4
7	KOR	7	189	27.0
8	BRN	4	106	26.5
8	HKG	4	106	26.5
8	QAT	4	106	26.5
11	INA	3	78	26.0
12	UAE	3	76	25.3
13	KAZ	4	100	25.0
14	JPN	6	145	24.2
15	THA	3	72	24.0
16	MGL	3	66	22.0

ALLOWED FIELD GOALS

Rk	Team	GP	Total	Avg.
1	HKG	4	130	32.5
2	INA	3	90	30.0
2	THA	3	90	30.0
4	TPE	7	209	29.9
5	BRN	4	115	28.8
6	UAE	3	86	28.7
7	QAT	4	113	28.3
8	MGL	3	84	28.0
9	KOR	7	192	27.4
9	KSA	7	192	27.4
11	KAZ	4	109	27.3
12	JPN	6	160	26.7
13	CHN	6	146	24.3
14	PHI	7	168	24.0
15	IRI	6	142	23.7
16	JOR	6	131	21.8

ALLOWED 2-POINT FIELD GOALS

Rk	Team	GP	Total	Avg.
1	UAE	3	69	23.0
2	HKG	4	91	22.8
3	BRN	4	87	21.8
4	MGL	3	65	21.7
5	KAZ	4	85	21.3
6	TPE	7	143	20.4
7	INA	3	61	20.3
8	THA	3	59	19.7
9	JPN	6	115	19.2
10	KOR	7	132	18.9
11	QAT	4	72	18.0
12	CHN	6	99	16.5
13	KSA	7	113	16.1
14	IRI	6	89	14.8
15	PHI	7	102	14.6
16	JOR	6	82	13.7

ALLOWED 3-POINT FIELD GOALS

Rk	Team	GP	Total	Avg.
1	KSA	7	79	11.3
2	QAT	4	41	10.3
2	THA	3	31	10.3
4	HKG	4	39	9.8
5	INA	3	29	9.7
6	PHI	7	66	9.4
6	TPE	7	66	9.4
8	IRI	6	53	8.8
9	KOR	7	60	8.6
10	JOR	6	49	8.2
11	CHN	6	47	7.8
12	JPN	6	45	7.5
13	BRN	4	28	7.0
14	MGL	3	19	6.3
15	KAZ	4	24	6.0
16	UAE	3	17	5.7

ALLOWED FREE THROWS

Rk	Team	GP	Total	Avg.
1	BRN	4	65	16.3
1	MGL	3	49	16.3
1	THA	3	49	16.3
4	KAZ	4	62	15.5
5	QAT	4	51	12.8
6	IRI	6	72	12.0
6	JOR	6	72	12.0
8	JPN	6	70	11.7
9	PHI	7	78	11.1
10	INA	3	30	10.0
11	HKG	4	36	9.0
12	KSA	7	61	8.7
12	TPE	7	61	8.7
14	KOR	7	59	8.4
15	CHN	6	50	8.3
15	UAE	3	25	8.3

ALLOWED FIELD GOAL ATTEMPTS

Rk	Team	GP	Total	Avg.
1	THA	3	217	72.3
2	HKG	4	286	71.5
3	INA	3	213	71.0
4	JOR	6	421	70.2
5	TPE	7	488	69.7
6	UAE	3	204	68.0
7	CHN	6	394	65.7
8	KOR	7	457	65.3
9	PHI	7	454	64.9
10	QAT	4	259	64.8
11	KAZ	4	254	63.5
12	BRN	4	252	63.0
12	KSA	7	441	63.0
14	JPN	6	367	61.2
15	MGL	3	180	60.0
16	IRI	6	353	58.8

Timing and Results provided by Bornan



Team Statistics

球队数据统计

As of FRI 6 OCT 2023 at 22:14

ALLOWED 2-POINT FIELD GOAL ATTEMPTS

Rk	Team	GP	Total	Avg.
1	THA	3	136	45.3
2	KAZ	4	176	44.0
3	TPE	7	295	42.1
4	UAE	3	123	41.0
5	JOR	6	243	40.5
6	HKG	4	158	39.5
7	MGL	3	117	39.0
8	BRN	4	155	38.8
8	CHN	6	233	38.8
10	KOR	7	269	38.4
11	JPN	6	229	38.2
12	INA	3	112	37.3
13	QAT	4	137	34.3
14	PHI	7	235	33.6
15	KSA	7	231	33.0
16	IRI	6	191	31.8

ALLOWED 3-POINT FIELD GOAL ATTEMPTS

Rk	Team	GP	Total	Avg.
1	INA	3	101	33.7
2	HKG	4	128	32.0
3	PHI	7	219	31.3
4	QAT	4	122	30.5
5	KSA	7	210	30.0
6	JOR	6	178	29.7
7	TPE	7	193	27.6
8	IRI	6	162	27.0
8	THA	3	81	27.0
8	UAE	3	81	27.0
11	KOR	7	188	26.9
12	CHN	6	161	26.8
13	BRN	4	97	24.3
14	JPN	6	138	23.0
15	MGL	3	63	21.0
16	KAZ	4	78	19.5

ALLOWED FREE THROW ATTEMPTS

Rk	Team	GP	Total	Avg.
1	THA	3	82	27.3
2	BRN	4	99	24.8
3	MGL	3	71	23.7
4	KAZ	4	86	21.5
5	IRI	6	114	19.0
6	PHI	7	123	17.6
7	JOR	6	103	17.2
8	JPN	6	102	17.0
8	QAT	4	68	17.0
10	INA	3	44	14.7
11	HKG	4	58	14.5
12	CHN	6	86	14.3
12	UAE	3	43	14.3
14	KSA	7	91	13.0
14	TPE	7	91	13.0
16	KOR	7	83	11.9

OPPONENT TOTAL FIELD GOALS %

Rk	Team	GP	M/A	%
1	JOR	6	131/421	31.1
2	PHI	7	168/454	37.0
3	CHN	6	146/394	37.1
4	IRI	6	142/353	40.2
5	THA	3	90/217	41.5
6	KOR	7	192/457	42.0
7	UAE	3	86/204	42.2
8	INA	3	90/213	42.3
9	TPE	7	209/488	42.8
10	KAZ	4	109/254	42.9
11	KSA	7	192/441	43.5
12	JPN	6	160/367	43.6
12	QAT	4	113/259	43.6
14	HKG	4	130/286	45.5
15	BRN	4	115/252	45.6
16	MGL	3	84/180	46.7

OPPONENT 2-POINT FIELD GOALS %

Rk	Team	GP	M/A	%
1	JOR	6	82/243	33.7
2	CHN	6	99/233	42.5
3	PHI	7	102/235	43.4
3	THA	3	59/136	43.4
5	IRI	6	89/191	46.6
6	KAZ	4	85/176	48.3
7	TPE	7	143/295	48.5
8	KSA	7	113/231	48.9
9	KOR	7	132/269	49.1
10	JPN	6	115/229	50.2
11	QAT	4	72/137	52.6
12	INA	3	61/112	54.5
13	MGL	3	65/117	55.6
14	BRN	4	87/155	56.1
14	UAE	3	69/123	56.1
16	HKG	4	91/158	57.6

OPPONENT 3-POINT FIELD GOALS %

Rk	Team	GP	M/A	%
1	UAE	3	17/81	21.0
2	JOR	6	49/178	27.5
3	INA	3	29/101	28.7
4	BRN	4	28/97	28.9
5	CHN	6	47/161	29.2
6	PHI	7	66/219	30.1
7	MGL	3	19/63	30.2
8	HKG	4	39/128	30.5
9	KAZ	4	24/78	30.8
10	KOR	7	60/188	31.9
11	JPN	6	45/138	32.6
12	IRI	6	53/162	32.7
13	QAT	4	41/122	33.6
14	TPE	7	66/193	34.2
15	KSA	7	79/210	37.6
16	THA	3	31/81	38.3

OPPONENT FREE THROWS %

Rk	Team	GP	M/A	%
1	CHN	6	50/86	58.1
1	UAE	3	25/43	58.1
3	THA	3	49/82	59.8
4	HKG	4	36/58	62.1
5	IRI	6	72/114	63.2
6	PHI	7	78/123	63.4
7	BRN	4	65/99	65.7
8	KSA	7	61/91	67.0
8	TPE	7	61/91	67.0
10	INA	3	30/44	68.2
11	JPN	6	70/102	68.6
12	MGL	3	49/71	69.0
13	JOR	6	72/103	69.9
14	KOR	7	59/83	71.1
15	KAZ	4	62/86	72.1
16	QAT	4	51/68	75.0

BENCH POINTS

Rk	Team	GP	Total	Avg.
1	CHN	6	260	43.3
2	JPN	6	215	35.8
3	IRI	6	205	34.2
4	KAZ	4	135	33.8
5	KOR	7	217	31.0
6	BRN	4	104	26.0
6	HKG	4	104	26.0
8	PHI	7	179	25.6
9	MGL	3	69	23.0
10	TPE	7	155	22.1
11	UAE	3	63	21.0
12	QAT	4	83	20.8
13	INA	3	58	19.3
14	KSA	7	130	18.6
15	THA	3	43	14.3
16	JOR	6	78	13.0

FAST BREAK POINTS

Rk	Team	GP	Total	Avg.
1	CHN	6	122	20.3
2	HKG	4	65	16.3
3	THA	3	45	15.0
4	IRI	6	88	14.7
5	TPE	7	102	14.6
6	JOR	6	85	14.2
7	BRN	4	52	13.0
8	KOR	7	89	12.7
9	JPN	6	72	12.0
10	KSA	7	77	11.0
11	MGL	3	32	10.7
11	PHI	7	75	10.7
13	UAE	3	24	8.0
14	KAZ	4	31	7.8
15	QAT	4	29	7.3
16	INA	3	14	4.7

Timing and Results provided by Bornan



Team Statistics

球队数据统计

As of FRI 6 OCT 2023 at 22:14

POINTS FROM TURNOVERS

Rk	Team	GP	Total	Avg.
1	IRI	6	128	21.3
2	THA	3	55	18.3
3	KOR	7	127	18.1
4	JOR	6	106	17.7
5	CHN	6	104	17.3
5	MGL	3	52	17.3
7	BRN	4	68	17.0
7	JPN	6	102	17.0
9	PHI	7	106	15.1
10	KSA	7	102	14.6
11	TPE	7	97	13.9
12	KAZ	4	51	12.8
13	QAT	4	43	10.8
14	HKG	4	41	10.3
15	INA	3	21	7.0
16	UAE	3	20	6.7

Legend:

%	Shooting Percentage	Avg.	Average per Game	Def.	Defensive Rebounds	DSQ	Disqualified
GP	Games Played	M/A	Made/Attempts	Off.	Offensive Rebounds	Rk	Rank

Timing and Results provided by Bornan

Individual Statistics

个人统计

As of FRI 6 OCT 2023 at 22:14

POINTS (by average)

Rk	No.	Name	Team	GP	Total	Avg.
1	32	BROWNLEE Justin	PHI	7	164	23.4
2	24	JEFFERSON Rondae	JOR	6	119	19.8
3	1	LAMB Tyler	THA	3	58	19.3
4	12	ALSUWAILEM Mohammed Ibrahim H	KSA	7	124	17.7
5	23	ALSHABEBI Qais Omar Ahmed	UAE	3	52	17.3
6	0	LIN Ting Chien	TPE	7	110	15.7
7	3	LISH Frederick Lee Jones	THA	3	46	15.3
7	11	SAPUTERA Yudha	INA	3	46	15.3
9	30	IMAMURA Keita	JPN	6	90	15.0
10	31	ARTINO William Joseph	TPE	7	104	14.9

POINTS (by total)

Rk	No.	Name	Team	GP	Avg.	Total
1	32	BROWNLEE Justin	PHI	7	23.4	164
2	24	JEFFERSON Rondae	JOR	6	19.8	119
3	1	LAMB Tyler	THA	3	19.3	58
4	12	ALSUWAILEM Mohammed Ibrahim H	KSA	7	17.7	124
5	23	ALSHABEBI Qais Omar Ahmed	UAE	3	17.3	52
6	0	LIN Ting Chien	TPE	7	15.7	110
7	3	LISH Frederick Lee Jones	THA	3	15.3	46
7	11	SAPUTERA Yudha	INA	3	15.3	46
9	30	IMAMURA Keita	JPN	6	15.0	90
10	31	ARTINO William Joseph	TPE	7	14.9	104

REBOUNDS

Rk	No.	Name	Team	GP	Total	Off.	Def.	Avg.
1	12	ALSUWAILEM Mohammed Ibrahim H	KSA	7	83	32	51	11.9
2	31	ARTINO William Joseph	TPE	7	74	34	40	10.6
3	44	AL DWAIRI Ahmad	JOR	6	64	22	42	10.7
4	32	BOHANNON John	JOR	6	63	13	50	10.5
5	20	RA Guna	KOR	7	59	16	43	8.4
6	32	BROWNLEE Justin	PHI	7	55	13	42	7.9
7	2	CHISM Devon Dwayne Lamont	BRN	4	52	9	43	13.0
8	4	MIRZAEITALARPOSHTI Meisam	IRI	6	50	26	24	8.3
9	9	THOMPSON Earl Scottie	PHI	7	47	16	31	6.7
10	34	KOUAME Angelo	PHI	7	43	26	17	6.1

ASSISTS

Rk	No.	Name	Team	GP	Total	Avg.
1	2	GANTSOLMON Bolor-Erdene	MGL	3	19	6.3
2	5	KUANOV Shaim	KAZ	4	24	6.0
3	0	LIN Ting Chien	TPE	7	38	5.4
4	4	ZHAO Jiwei	CHN	6	31	5.2
5	5	MUSTAFA Fadi	JOR	6	28	4.7
5	2	SAITO Takumi	JPN	6	28	4.7
7	10	ABDELGABAR Khalid Mohammed A	KSA	7	31	4.4
8	11	SAPUTERA Yudha	INA	3	13	4.3
8	24	JEFFERSON Rondae	JOR	6	26	4.3
8	71	TEJA Widyanta Putra	INA	3	13	4.3

FOULS DRAWN

Rk	No.	Name	Team	GP	Total	Avg.
1	24	JEFFERSON Rondae	JOR	6	44	7.3
2	31	ARTINO William Joseph	TPE	7	39	5.6
3	5	NDOYE Elhadji	QAT	4	21	5.3
4	12	ALSUWAILEM Mohammed Ibrahim H	KSA	7	34	4.9
5	5	MASHAYEKHI Sajjad	IRI	6	25	4.2
6	31	JAKRAWAN Chanatip	THA	3	12	4.0
6	32	BROWNLEE Justin	PHI	7	28	4.0
6	11	SAPUTERA Yudha	INA	3	12	4.0
6	1	LAMB Tyler	THA	3	12	4.0
10	44	AL DWAIRI Ahmad	JOR	6	23	3.8

BLOCKED SHOTS

Rk	No.	Name	Team	GP	Total	Avg.
1	12	ALSUWAILEM Mohammed Ibrahim H	KSA	7	12	1.7
2	32	BOHANNON John	JOR	6	9	1.5
3	34	KOUAME Angelo	PHI	7	10	1.4
4	77	ZHANG Zhenlin	CHN	6	8	1.3
5	44	AL DWAIRI Ahmad	JOR	6	7	1.2
6	36	KLAHAN Patiphan	THA	3	3	1.0
6	15	KIM Jongkyu	KOR	7	7	1.0
6	31	JAKRAWAN Chanatip	THA	3	3	1.0
6	4	ALMARWANI Mohammed Hassan A	KSA	7	7	1.0

5 players tied for 10th place with

0.8

STEALS

Rk	No.	Name	Team	GP	Total	Avg.
1	1	LAMB Tyler	THA	3	10	3.3
2	3	LISH Frederick Lee Jones	THA	3	7	2.3
3	14	KAZEMI NAEINI Arsalan	IRI	6	11	1.8
3	24	JEFFERSON Rondae	JOR	6	11	1.8

9 players tied for 5th place with

1.7

TURNOVERS

Rk	No.	Name	Team	GP	Total	Avg.
1	1	LAMB Tyler	THA	3	12	4.0
1	3	LISH Frederick Lee Jones	THA	3	12	4.0
1	5	KUANOV Shaim	KAZ	4	16	4.0
4	27	MUANGBOON Nattakarn	THA	3	11	3.7
5	11	SAPUTERA Yudha	INA	3	10	3.3
5	23	ALSHABEBI Qais Omar Ahmed	UAE	3	10	3.3
7	6	ALMARWANI Mathna Hassan A	KSA	7	22	3.1

4 players tied for 8th place with

3.0



Individual Statistics

个人统计

As of FRI 6 OCT 2023 at 22:14

TOTAL FIELD GOALS % (8 attempts/game minimum)

Rk	No.	Name	Team	GP	M/A	%
1	21	HU Jinqiu	CHN	6	32/45	71.1
2	12	ALSUWALEM Mohammed Ibrahim H	KSA	7	50/87	57.5
3	31	ARTINO William Joseph	TPE	7	41/75	54.7
4	44	AL DWAIRI Ahmad	JOR	6	31/59	52.5
5	9	BZAI Sami	JOR	6	24/46	52.2
6	4	MIRZAEITALARPOSHI Meisam	IRI	6	25/48	52.1
6	20	RA Guna	KOR	7	38/73	52.1
8	3	VAHEDI Mohammadsina	IRI	6	29/56	51.8
9	4	ALMARWANI Mohammed Hassan A	KSA	7	27/53	50.9

2 players tied for 10th place with 50.0

TOTAL FIELD GOALS MADE

Rk	No.	Name	Team	GP	Total	Avg.
1	32	BROWNLEE Justin	PHI	7	57	8.1
2	23	ALSHABEBI Qais Omar Ahmed	UAE	3	22	7.3
3	12	ALSUWALEM Mohammed Ibrahim H	KSA	7	50	7.1
4	1	LAMB Tyler	THA	3	20	6.7
5	3	LISH Frederick Lee Jones	THA	3	19	6.3
5	24	JEFFERSON Rondae	JOR	6	38	6.3
7	2	GANTSOLMON Bolor-Erdene	MGL	3	18	6.0
7	0	LIN Ting Chien	TPE	7	42	6.0
9	31	ARTINO William Joseph	TPE	7	41	5.9
10	1	GADIAGA Mohammad Al Bachir	TPE	7	39	5.6

2-POINT FIELD GOALS % (6 attempts/game minimum)

Rk	No.	Name	Team	GP	M/A	%
1	21	HU Jinqiu	CHN	6	32/45	71.1
2	7	REZAEIFAR Navid	IRI	6	22/35	62.9
3	12	ALSUWALEM Mohammed Ibrahim H	KSA	7	49/78	62.8
4	1	GADIAGA Mohammad Al Bachir	TPE	7	29/47	61.7
5	30	IMAMURA Keita	JPN	6	20/33	60.6
6	15	FAJARDO Junemar	PHI	7	24/41	58.5
7	31	ARTINO William Joseph	TPE	7	40/69	58.0
8	4	ALMARWANI Mohammed Hassan A	KSA	7	25/44	56.8
9	20	RA Guna	KOR	7	30/53	56.6
10	0	LIN Ting Chien	TPE	7	28/50	56.0

2-POINT FIELD GOALS MADE

Rk	No.	Name	Team	GP	Total	Avg.
1	12	ALSUWALEM Mohammed Ibrahim H	KSA	7	49	7.0
2	23	ALSHABEBI Qais Omar Ahmed	UAE	3	18	6.0
3	31	ARTINO William Joseph	TPE	7	40	5.7
4	32	BROWNLEE Justin	PHI	7	37	5.3
4	24	JEFFERSON Rondae	JOR	6	32	5.3
4	21	HU Jinqiu	CHN	6	32	5.3
7	44	AL DWAIRI Ahmad	JOR	6	30	5.0
8	2	CHISM Devon Dwayne Lamont	BRN	4	19	4.8

4 players tied for 9th place with 4.3

3-POINT FIELD GOALS % (2 attempts/game minimum)

Rk	No.	Name	Team	GP	M/A	%
1	21	MARCHUK Roman	KAZ	4	4/6	66.7
2	7	NEFF Konstantin	KAZ	4	4/7	57.1
3	4	ZHAO Jiwei	CHN	6	16/29	55.2
4	15	MELAD Ali Aqeel Isa Abdulrasool	BRN	4	7/13	53.8
5	9	BZAI Sami	JOR	6	23/44	52.3
6	29	GEMILANG Kaleb Ramot	INA	3	3/6	50.0
7	23	PAZIROFTEH Sajjad	IRI	6	10/21	47.6
8	3	VAHEDI Mohammadsina	IRI	6	9/19	47.4
9	11	KUMAGAI Ko	JPN	6	6/13	46.2
9	27	MUANGBOON Nattakarn	THA	3	6/13	46.2

3-POINT FIELD GOALS MADE

Rk	No.	Name	Team	GP	Total	Avg.
1	9	BZAI Sami	JOR	6	23	3.8
2	29	HOSOKAWA Kazuki	JPN	6	21	3.5
3	1	LAMB Tyler	THA	3	9	3.0
4	32	BROWNLEE Justin	PHI	7	20	2.9
5	4	ZHAO Jiwei	CHN	6	16	2.7
6	7	LEE Ki	HKG	4	10	2.5
6	11	RASHED Mustafa Husain Ali Ahmed	BRN	4	10	2.5
6	17	AGHAJANPOUR Matin	IRI	6	15	2.5

3 players tied for 9th place with 2.3

FREE THROWS % (3 attempts/game minimum)

Rk	No.	Name	Team	GP	M/A	%
1	5	ALMUWALLAD Marzouq Ghazi M	KSA	4	12/12	100.0
2	11	RASHED Mustafa Husain Ali Ahmed	BRN	4	10/11	90.9
3	7	ALMOATHIN Maitham Jameel A. Mahdi	BRN	4	9/10	90.0
4	71	TEJA Widyanta Putra	INA	3	10/12	83.3
5	32	BROWNLEE Justin	PHI	7	30/37	81.1
6	4	MIRZAEITALARPOSHI Meisam	IRI	6	18/24	75.0
7	5	NDOYE Elhadji	QAT	4	19/26	73.1
7	20	RA Guna	KOR	7	19/26	73.1
9	11	BYKOV Anton	KAZ	4	10/14	71.4
10	11	SAPUTERA Yudha	INA	3	7/10	70.0

FREE THROWS MADE

Rk	No.	Name	Team	GP	Total	Avg.
1	24	JEFFERSON Rondae	JOR	6	37	6.2
2	5	NDOYE Elhadji	QAT	4	19	4.8
3	32	BROWNLEE Justin	PHI	7	30	4.3
4	31	JAKRAWAN Chanatip	THA	3	11	3.7
5	44	AL DWAIRI Ahmad	JOR	6	21	3.5
6	71	TEJA Widyanta Putra	INA	3	10	3.3
6	12	ALSUWALEM Mohammed Ibrahim H	KSA	7	23	3.3

4 players tied for 8th place with 3.0

Individual Statistics

个人统计

As of FRI 6 OCT 2023 at 22:14

TOTAL FIELD GOAL ATTEMPTS

Rk	No.	Name	Team	GP	M/A	%
1	23	ALSHABEBI Qais Omar Ahmed	UAE	3	58	19.3
2	32	BROWNLIEE Justin	PHI	7	129	18.4
3	3	LISH Frederick Lee Jones	THA	3	54	18.0
4	1	LAMB Tyler	THA	3	50	16.7
5	24	JEFFERSON Rondae	JOR	6	96	16.0
6	11	RASHED Mustafa Husain Ali Ahmed	BRN	4	53	13.3
7	11	SAPUTERA Yudha	INA	3	39	13.0
8	4	TUMENBAYAR Uuganbayar	MGL	3	38	12.7
8	3	ALBREIKI Hamid	UAE	3	38	12.7

2 players tied for 10th place with

12.4

2-POINT FIELD GOAL ATTEMPTS

Rk	No.	Name	Team	GP	Total	Avg.
1	23	ALSHABEBI Qais Omar Ahmed	UAE	3	39	13.0
2	24	JEFFERSON Rondae	JOR	6	68	11.3
3	12	ALSUWALEM Mohammed Ibrahim H	KSA	7	78	11.1
4	32	BROWNLIEE Justin	PHI	7	77	11.0
5	4	TUMENBAYAR Uuganbayar	MGL	3	31	10.3
6	31	ARTINO William Joseph	TPE	7	69	9.9
7	2	CHISM Devon Dwayne Lamont	BRN	4	38	9.5
7	44	AL DWAIRI Ahmad	JOR	6	57	9.5
9	5	NDOYE Elhadji	QAT	4	37	9.3

2 players tied for 10th place with

9.0

3-POINT FIELD GOAL ATTEMPTS

Rk	No.	Name	Team	GP	M/A	%
1	29	HOSOKAWA Kazuki	JPN	6	63	10.5
2	1	LAMB Tyler	THA	3	30	10.0
3	3	LISH Frederick Lee Jones	THA	3	27	9.0
4	11	RASHED Mustafa Husain Ali Ahmed	BRN	4	33	8.3
5	32	BROWNLIEE Justin	PHI	7	52	7.4
6	11	SAPUTERA Yudha	INA	3	22	7.3
6	9	BZAI Sami	JOR	6	44	7.3
8	10	ALAMERI Omar Khalid Faqqas Omar	UAE	3	21	7.0
9	7	LEE Ki	HKG	4	27	6.8

2 players tied for 10th place with

6.5

FREE THROW ATTEMPTS

Rk	No.	Name	Team	GP	Total	Avg.
1	24	JEFFERSON Rondae	JOR	6	55	9.2
2	5	NDOYE Elhadji	QAT	4	26	6.5
3	31	ARTINO William Joseph	TPE	7	45	6.4
4	31	JAKRAWAN Chanatip	THA	3	19	6.3
5	32	BROWNLIEE Justin	PHI	7	37	5.3
5	44	AL DWAIRI Ahmad	JOR	6	32	5.3
5	12	ALSUWALEM Mohammed Ibrahim H	KSA	7	37	5.3
8	1	LAMB Tyler	THA	3	15	5.0
9	32	BOHANNON John	JOR	6	28	4.7
10	6	ALMARWANI Mathna Hassan A	KSA	7	31	4.4

PERSONAL FOULS

Rk	No.	Name	Team	GP	M/A	%
1	31	JAKRAWAN Chanatip	THA	3	11	3.7
2	4	MIRZAEITALARPOSHTI Meisam	IRI	6	21	3.5
3	10	MORGAN Jakongmee	THA	3	10	3.3
3	10	KHISHIGBAATAR Orgil	MGL	3	10	3.3
3	11	ALZAABI Rashed Naser Saeed Albada	UAE	3	10	3.3
3	2	CHISM Devon Dwayne Lamont	BRN	4	13	3.3
3	14	BOONSERM Naratip	THA	3	10	3.3
3	23	ALSHABEBI Qais Omar Ahmed	UAE	3	10	3.3
3	25	KAWASHIMA Yuto	JPN	6	20	3.3
10	12	ALSUWALEM Mohammed Ibrahim H	KSA	7	22	3.1

MINUTES PLAYED

Rk	No.	Name	Team	GP	Total	Avg.
1	23	ALSHABEBI Qais Omar Ahmed	UAE	3	6223	2074.3
2	10	ABDELGABAR Khalid Mohammed A	KSA	7	13689	1955.6
3	32	BROWNLIEE Justin	PHI	7	13451	1921.6
4	5	MUSTAFA Fadi	JOR	6	11495	1915.8
5	3	LISH Frederick Lee Jones	THA	3	5692	1897.3
6	12	ALSUWALEM Mohammed Ibrahim H	KSA	7	13228	1889.7
7	24	JEFFERSON Rondae	JOR	6	11300	1883.3
8	3	ALBREIKI Hamid	UAE	3	5648	1882.7
9	0	LIN Ting Chien	TPE	7	13114	1873.4
10	2	GANTSOLMON Bolor-Erdene	MGL	3	5602	1867.3

DOUBLE DOUBLES

Rk	No.	Name	Team	GP	M/A	%
----	-----	------	------	----	-----	---

OFFENSIVE REBOUNDS

Rk	No.	Name	Team	GP	Total	Avg.
1	31	ARTINO William Joseph	TPE	7	34	4.9
2	12	ALSUWALEM Mohammed Ibrahim H	KSA	7	32	4.6
3	4	MIRZAEITALARPOSHTI Meisam	IRI	6	26	4.3
4	34	KOUAME Angelo	PHI	7	26	3.7
4	44	AL DWAIRI Ahmad	JOR	6	22	3.7
6	4	TUMENBAYAR Uuganbayar	MGL	3	9	3.0
7	11	BYKOV Anton	KAZ	4	11	2.8
8	3	AMARBAYASGALAN Enkhbayasgalan	MGL	3	8	2.7
9	14	SATO Takuma	JPN	5	12	2.4
9	15	FAJARDO Junemar	PHI	7	17	2.4



Individual Statistics

个人统计

As of FRI 6 OCT 2023 at 22:14

DEFENSIVE REBOUNDS

Rk	No.	Name	Team	GP	M/A	%
1	2	CHISM Devon Dwayne Lamont	BRN	4	43	10.8
2	32	BOHANNON John	JOR	6	50	8.3
3	12	ALSUWAILEM Mohammed Ibrahim H	KSA	7	51	7.3
4	44	AL DWAIRI Ahmad	JOR	6	42	7.0
5	33	REID Duncan Overbeck	HKG	4	26	6.5
6	20	RA Guna	KOR	7	43	6.1
7	32	BROWNLEE Justin	PHI	7	42	6.0
8	31	ARTINO William Joseph	TPE	7	40	5.7

3 players tied for 9th place with

5.3

PLUS-MINUS

Rk	No.	Name	Team	GP	Total	Avg.
1	24	JEFFERSON Rondae	JOR	6	119	19.8
2	44	AL DWAIRI Ahmad	JOR	6	118	19.7
3	9	BZAI Sami	JOR	6	109	18.2
3	21	HU Jinqiu	CHN	6	109	18.2
5	5	MUSTAFA Fadi	JOR	6	106	17.7
6	4	MIRZAEITALARPOSHTI Meisam	IRI	6	101	16.8
7	32	BOHANNON John	JOR	6	96	16.0
8	26	ZHU Junlong	CHN	6	92	15.3
9	77	ZHANG Zhenlin	CHN	6	88	14.7
10	4	ZHAO Jiwei	CHN	6	87	14.5

Note:

All players must have appeared on at least 50% of competition days played.

Legend:

%	Shooting Percentage	Avg.	Average per Game	Def.	Defensive Rebounds	GP	Games Played
M/A	Made/Attempts	No.	Uniform Number	Off.	Offensive Rebounds	Rk	Rank

Timing and Results provided by Bornan



Medallists

奖牌得主

GOLD	SILVER	BRONZE
CHN - China	JPN - Japan	KOR - Republic of Korea
4 LI Yuan	4 KAWAI Mai	1 SHIN Jihyun
5 WANG Siyu	8 TAKADA Maki	3 KANG Leeseul
6 YANG Shuyu	11 YABU Minami	5 AN Heji
7 YANG Liwei	12 ASAHINA Azusa	6 LEE Sohee
8 JIN Weina	15 MOTOHASHI Nako	7 PARK Jisu
9 LI Meng	27 HAYASHI Saki	9 LEE Kyungeun
10 ZHANG Ru	31 HIRASHITA Aika	10 KANG Yoolim
11 HUANG Sijing	32 MIYAZAKI Saori	11 PARK Jihyun
12 PAN Zhenqi	59 HOSHI Anri	12 LEE Haeran
13 LUO Xinyu	75 TODO Nanako	13 KIM Danbi
14 LI Yueru	88 AKAHO Himawari	17 YANG Inyoung
15 HAN Xu	99 OKOYE Monica	31 JIN An



Team Roster

团队名册

As of WED 27 SEP 2023 at 12:30

CHN - People's Republic of China

No.	Name	Playing Position	Date of Birth	Age	Height m / ft in	Club	Int. Games Played
4	LI Yuan	G	29 MAY 2000	23	1.70 / 5'7"		
5	WANG Siyu	G	16 OCT 1995	28	1.75 / 5'9"		
6	YANG Shuyu	F/G	6 MAR 2002	21	1.83 / 6'0"		
7	YANG Liwei (C)	G	2 JAN 1995	28	1.76 / 5'9"		
8	JIN Weina	G	27 APR 1992	31	1.81 / 5'11"		
9	LI Meng	F	2 JAN 1995	28	1.83 / 6'0"		
10	ZHANG Ru	F	2 SEP 1999	24	1.83 / 6'0"		
11	HUANG Sijing	F	8 JAN 1996	27	1.92 / 6'4"		
12	PAN Zhenqi	F	5 JUL 1995	28	1.92 / 6'4"		
13	LUO Xinyu	F	22 NOV 2001	22	1.86 / 6'1"		
14	LI Yueru	C	28 MAR 1999	24	2.00 / 6'7"		
15	HAN Xu	C	31 OCT 1999	24	2.03 / 6'8"		
				Team average	25.7	1.85 / 6'0"	

Coach ZHENG Wei
Assistant Coach RUPEREZ GARCIA Cesar

Team Uniform Colour

Light: white
Dark: red

Note:
Number of games played at the official FIBA/FIBA continental championships for senior men/women (provided by FIBA).

Legend:

(C) Captain	C Centre	F Forward	G Guard
Int. International	No. Uniform Number	PF Power Forward	PG Point Guard
SF Small Forward	SG Shooting Guard		



Team Roster

团队名册

As of MON 25 SEP 2023 at 21:32

HKG - Hong Kong, China

No.	Name	Playing Position	Date of Birth	Age	Height m / ft in	Club	Int. Games Played
1	LUI Shuk Yi	G	10 JAN 1998	25	1.71 / 5'7"		
4	KO Tsz Ching	G	12 MAY 1997	26	1.60 / 5'3"		
5	LAU Sheung Hok	F	17 AUG 1999	24	1.63 / 5'4"		
6	YAM Hui Yin	F/G	27 JAN 1997	26	1.74 / 5'9"		
8	TONG Hiu Lui	F	20 JUL 1995	28	1.70 / 5'7"		
9	CHAN Tsz Ki	G	13 SEP 1996	27	1.67 / 5'6"		
11	CHAN Wai Ping	F/G	1 APR 1995	28			
12	CHAN Yan Man	F	25 SEP 2001	22	1.75 / 5'9"		
13	WONG Po Sze	F	19 DEC 1992	31	1.75 / 5'9"		
21	LI Tsz Kwan (C)	F	27 APR 1995	28	1.72 / 5'8"		
22	TSUI Wing Yu	G	9 MAY 2000	23	1.70 / 5'7"		
24	WONG Ka Man	F	23 APR 1992	31	1.67 / 5'6"		
Team average				26.6	1.55 / 5'1"		

Coach KOON Kin Ho
Assistant Coach WONG Kar Lok

Team Uniform Colour

Light: WHITE
Dark: BLUE

Note:
Number of games played at the official FIBA/FIBA continental championships for senior men/women (provided by FIBA).

Legend:	
(C) Captain	C Centre
Int. International	No. Uniform Number
SF Small Forward	SG Shooting Guard
	F Forward
	PF Power Forward
	G Guard
	PG Point Guard



Team Roster

团队名册

As of MON 25 SEP 2023 at 21:33

INA - Indonesia

No.	Name	Playing Position	Date of Birth	Age	Height m / ft in	Club	Int. Games Played
0	KAHOL Lea Elvensia Wolobubo	F/G	17 JUL 1999	24	1.80 / 5'11"		
1	LESTARI Dyah	G	4 MAY 1998	25	1.78 / 5'10"	SAHABAT	
2	RETONG Agustin Elya Gradita	G	24 AUG 1995	28	1.64 / 5'5"	SURABAYA FEVER	
9	KUSUMA Dewa Ayu Made Sriartha	F	20 NOV 1998	25	1.76 / 5'9"	GMC	
10	KAREN Priscilla Annabel	F	29 MAY 1996	27	1.70 / 5'7"		
11	SHOIMAH Faizzatus	F	13 DEC 2000	23	1.78 / 5'10"	GMC	
13	ANGGRAENI Yuni (C)	F	28 JUN 1994	29	1.76 / 5'9"	SAHABAT	
19	ARITONANG Jesslyn Angelique	G	18 JUL 2002	21	1.67 / 5'6"		
21	ORVILLE Nathania Claresta	G	3 AUG 2000	23	1.65 / 5'5"	SURABAYA FEVER	
25	SUTJIONO Henny	F	2 FEB 1994	29	1.67 / 5'6"	SURABAYA FEVER	
26	LOUIS Kimberley Pierre	F	11 AUG 1993	30	1.83 / 6'0"		
71	ANTONIO Clarita	G	1 JUL 1999	24	1.75 / 5'9"	SURABAYA FEVER	
Team average				25.7	1.73 / 5'8"		

Coach HERAWAN Marlina
Assistant Coach WONG July

Team Uniform Colour

Light: WHITE
Dark: RED

Note:
Number of games played at the official FIBA/FIBA continental championships for senior men/women (provided by FIBA).

Legend:	
(C) Captain	C Centre
Int. International	No. Uniform Number
SF Small Forward	SG Shooting Guard
	F Forward
	PF Power Forward
	G Guard
	PG Point Guard



Team Roster

团队名册

As of MON 25 SEP 2023 at 21:33

IND - India

No.	Name	Playing Position	Date of Birth	Age	Height m / ft in	Club	Int. Games Played
8	SENTHIL KUMAR Pushpa	G	18 SEP 2001	22	1.79 / 5'10"		
9	Anmolpreet Kaur	C	24 NOV 1999	24	1.85 / 6'1"		
11	RANI Sreekala	G	19 JAN 2001	22	1.73 / 5'8"		
12	Manmeet Kaur	F	11 NOV 2005	18	1.70 / 5'7"		
14	LIMAYE Shireen Vijay	F	13 FEB 1995	28	1.78 / 5'10"		
15	CHATURVEDI Poonam	C	1 JUL 1995	28	1.72 / 5'8"		
16	Sahana Shivamogga Mohan	F	17 AUG 2002	21	1.75 / 5'9"		
18	HEMMIGE MAHESHA Bhandavya	G	18 APR 1998	25	1.67 / 5'6"		
19	KUMARI Madhu	G	9 JUL 1995	28	1.64 / 5'5"		
20	JOSE Kavitha	G	10 JAN 1997	26	1.73 / 5'8"		
21	RATHINAVEL Sruthy	F	27 OCT 2001	22	1.80 / 5'11"		
24	RAMESH Sanjana	F	12 APR 2001	22	1.80 / 5'11"		
Team average				23.8	1.74 / 5'8"		

Coach SAPPANIAMBALAM Baskar
Assistant Coach MOHAN Meenalatha

Team Uniform Colour

Light:
Dark:

Note:
Number of games played at the official FIBA/FIBA continental championships for senior men/women (provided by FIBA).

Legend:

(C) Captain	C Centre	F Forward	G Guard
Int. International	No. Uniform Number	PF Power Forward	PG Point Guard
SF Small Forward	SG Shooting Guard		



Team Roster

团队名册

As of MON 25 SEP 2023 at 21:30

JPN - Japan

No.	Name	Playing Position	Date of Birth	Age	Height m / ft in	Club	Int. Games Played
4	KAWAI Mai	F/G	11 APR 1996	27	1.71 / 5'7"		
8	TAKADA Maki	C	23 AUG 1989	34	1.85 / 6'1"	DENSO	
11	YABU Minami	F	2 OCT 2004	19	1.79 / 5'10"		
12	ASAHINA Azusa	C	20 OCT 2003	20	1.85 / 6'1"	TSUKUBA UNIVERSITY	
15	MOTOHASHI Nako	G	10 OCT 1993	30	1.64 / 5'5"	HANEDA	
27	HAYASHI Saki (C)	G	16 MAR 1995	28	1.73 / 5'8"	FUJITSU	
31	HIRASHITA Aika	G	14 JAN 2002	21	1.77 / 5'10"	TOYOTA	
32	MIYAZAKI Saori	G	27 AUG 1995	28	1.67 / 5'6"	ENEOS	
59	HOSHI Anri	G	9 MAY 2000	23	1.70 / 5'7"	ENEOS	
75	TODO Nanako	F	29 NOV 2000	23	1.75 / 5'9"	TOYOTA BOSHOKU	
88	AKAHO Himawari	F	28 AUG 1998	25	1.84 / 6'0"	DENSO	
99	OKOYE Monica	F	7 FEB 1999	24	1.82 / 5'12"	GEELONG	
Team average				25.2	1.76 / 5'9"		

Coach ONZUKA Toru
Assistant Coach SUZUKI Yoshikazu
Assistant Coach KONNO Kakeru

Team Uniform Colour

Light: WHITE
Dark: RED

Note:
Number of games played at the official FIBA/FIBA continental championships for senior men/women (provided by FIBA).

Legend:

(C) Captain	C Centre	F Forward	G Guard
Int. International	No. Uniform Number	PF Power Forward	PG Point Guard
SF Small Forward	SG Shooting Guard		



Team Roster

团队名册

As of MON 25 SEP 2023 at 21:34

KAZ - Kazakhstan

No.	Name	Playing Position	Date of Birth	Age	Height m / ft in	Club	Int. Games Played
1	UMEROVA Liya	F	3 JUL 2002	21	1.65 / 5'5"		
5	GAVRILYUK Rufina	F	25 FEB 1986	37	1.80 / 5'11"		
6	BAGMET Oxana	G	9 OCT 1996	27	1.70 / 5'7"		
7	KUZMINA Tamara	G	10 JAN 1990	33	1.85 / 6'1"		
8	ASTAPENKO Mariya	G	28 MAY 1989	34	1.85 / 6'1"		
9	ALISHAUSKAITE-LOPATINA Anastassiya (C)	G	5 DEC 1988	35	1.70 / 5'7"		
11	NURBAYEVA Oxana	F	19 APR 1990	33	1.90 / 6'3"		
13	BEZGODOVA Anna	C	18 DEC 1992	31	1.94 / 6'4"		
15	YAKOVLEVA Nadezhda	C	7 DEC 2003	20	1.90 / 6'3"		
16	GAMMER Yekaterina	G	13 APR 2003	20	1.72 / 5'8"		
17	KOROLEVA Daria	F	14 FEB 1988	35	1.88 / 6'2"		
21	ILYASSOVA Annastassiya	C	30 NOV 1998	25	1.85 / 6'1"		
				Team average	29.3	1.81 / 5'11"	

Coach LOPATIN Vitaliy
Assistant Coach ZULKHARNAY Berik

Team Uniform Colour

Light: white
Dark: blue

Note:
Number of games played at the official FIBA/FIBA continental championships for senior men/women (provided by FIBA).

Legend:

(C) Captain	C Centre	F Forward	G Guard
Int. International	No. Uniform Number	PF Power Forward	PG Point Guard
SF Small Forward	SG Shooting Guard		



Team Roster

团队名册

As of MON 25 SEP 2023 at 21:34

KOR - Republic of Korea

No.	Name	Playing Position	Date of Birth	Age	Height m / ft in	Club	Int. Games Played
1	SHIN Jihyun	G	12 SEP 1995	28	1.74 / 5'9"	HANA BANK	24
3	KANG Leeseul	F	5 APR 1994	29	1.80 / 5'11"	KB KOOKMIN BANK	49
5	AN Heji	G	12 FEB 1997	26	1.64 / 5'5"	BNK	6
6	LEE Sohee	G	7 AUG 2000	23	1.70 / 5'7"	BNK	6
7	PARK Jisu	C	6 DEC 1998	25	1.98 / 6'6"	KB KOOKMIN BANK	36
9	LEE Kyungeun	G	13 JUL 1987	36	1.73 / 5'8"	SHINHAN BANK	25
10	KANG Yoolim	F	23 MAR 1997	26	1.75 / 5'9"	SAMSUNG LIFE	
11	PARK Jihyun	G	7 APR 2000	23	1.83 / 6'0"	WOORI BANK	32
12	LEE Haeran	F	29 MAY 2003	20	1.82 / 5'12"	SAMSUNG LIFE	1
13	KIM Danbi (C)	F	27 FEB 1990	33	1.80 / 5'11"	WOORI BANK	79
17	YANG Inyoung	C	13 MAR 1995	28	1.84 / 6'0"	HANA BANK	11
31	JIN An	C	23 MAR 1996	27	1.81 / 5'11"	BNK	25
Team average				27.0	1.78 / 5'10"		24.5

Coach JUNG Sunmin
Assistant Coach CHOI Youn Ah

Team Uniform Colour

Light: WHITE
Dark: NAVY

Note:
Number of games played at the official FIBA/FIBA continental championships for senior men/women (provided by FIBA).

Legend:							
(C) Captain	C Centre	F Forward	G Guard				
Int. International	No. Uniform Number	PF Power Forward	PG Point Guard				
SF Small Forward	SG Shooting Guard						



Team Roster

团队名册

As of MON 25 SEP 2023 at 21:34

MGL - Mongolia

No.	Name	Playing Position	Date of Birth	Age	Height m / ft in	Club	Int. Games Played
2	MUNKHSAIKHAN Tserenlkham	G	13 MAR 1996	27	1.78 / 5'10"		
3	BATTOGTOKH Unurzaya	F/G	12 FEB 1995	28	1.67 / 5'6"		
4	MURAT Bulbul	G	11 NOV 1995	28	1.67 / 5'6"		
5	BAYARMAA Tsatsral	G	14 APR 1997	26	1.74 / 5'9"		
11	BATKHUYAG Tsaschimeg	G	12 JAN 1998	25	1.78 / 5'10"		
13	ONOLBAATAR Khulan	C	27 JUL 1999	24	1.82 / 5'12"		
14	BAATAR Bolor-Erdene	C	9 FEB 1993	30	1.85 / 6'1"		
15	UNDARMAA Sodtsetseg	F	12 OCT 1999	24	1.77 / 5'10"		
16	BATTSOOJ Bolor-Erdene	G	31 JAN 2006	17	1.72 / 5'8"		
20	TUVSHINJARGAL Ulemj	C	23 JUL 1999	24	1.81 / 5'11"		
22	AMARAA Sarantuya	G	17 FEB 1998	25	1.69 / 5'7"		
24	OYUNTSETSEG Zultsetseg	G	20 AUG 2000	23	1.70 / 5'7"		
Team average				25.1	1.75 / 5'8"		

Coach MISHA Amarjargla
Assistant Coach ZORIGT Tsolmon
Assistant Coach BURIAD Altanzaya

Team Uniform Colour

Light:
Dark:

Note:
Number of games played at the official FIBA/FIBA continental championships for senior men/women (provided by FIBA).

Legend:							
(C) Captain	C Centre	F Forward	G Guard				
Int. International	No. Uniform Number	PF Power Forward	PG Point Guard				
SF Small Forward	SG Shooting Guard						



Team Roster

团队名册

As of MON 25 SEP 2023 at 21:34

PHI - Philippines

No.	Name	Playing Position	Date of Birth	Age	Height m / ft in	Club	Int. Games Played
0	CASTILLO Ana Alicia	G	5 OCT 1996	27	1.63 / 5'4"		
3	BERNARDINO Afril	F	3 APR 1996	27	1.72 / 5'8"		
4	NOLASCO Dianne Camille		26 FEB 2005	18			
6	CABINBIN France Mae	G	6 DEC 1991	32	1.57 / 5'2"		
7	PONTEJOS Janine	G	29 OCT 1992	31	1.65 / 5'5"		
9	OZAR Louna	G	9 MAY 2004	19	1.71 / 5'7"		
10	ANIMAM Jack Daniel (C)	C	27 NOV 1998	25	1.94 / 6'4"		
11	BERBERABE Stefanie	G	13 JUL 2000	23	1.60 / 5'3"		
12	del CARMEN Monique	G	21 DEC 1997	26	1.70 / 5'7"		
13	GUYTINGCO Katrina	F	22 AUG 1997	26	1.70 / 5'7"		
18	TONGCO Marizze	G	18 OCT 1995	28	1.57 / 5'2"		
19	CACHO Mikka	G	19 JAN 1998	25	1.72 / 5'8"		
Team average				25.6	1.54 / 5'0"		

Team Uniform Colour

Light:

Dark:

Note:

Number of games played at the official FIBA/FIBA continental championships for senior men/women (provided by FIBA).

Legend:

(C) Captain	C Centre	F Forward	G Guard
Int. International	No. Uniform Number	PF Power Forward	PG Point Guard
SF Small Forward	SG Shooting Guard		



Team Roster

团队名册

As of MON 25 SEP 2023 at 21:35

PRK - Democratic People's Republic of Korea

No.	Name	Playing Position	Date of Birth	Age	Height m / ft in	Club	Int. Games Played
4	PAK Yujong	G	26 JUN 2002	21	1.71 / 5'7"	KIKWANCHA SPORTS CLUB	
5	KIM Hyeyon	G	16 FEB 1998	25	1.70 / 5'7"	4.25 SPORTS CLUB	2
6	KIM Soyon	G	17 SEP 1999	24	1.65 / 5'5"	PYONGYANG SPORTS CLUB	
7	RI Unjong	G	13 OCT 2000	23	1.70 / 5'7"	4.25 SPORTS CLUB	
8	KANG Hyangmi	G	26 FEB 1996	27	1.70 / 5'7"	4.25 SPORTS CLUB	
9	AN Hyonju	G	16 MAR 2005	18	1.74 / 5'9"	AMNOKGANG SPORTS CLUB	
10	HONG Ryona	F	25 OCT 1998	25	1.74 / 5'9"	4.25 SPORTS CLUB	1
11	KIM Ryujong	F	2 JUN 1997	26	1.77 / 5'10"	4.25 SPORTS CLUB	2
12	RO Sukyong (C)	C	28 JAN 1993	30	1.82 / 5'12"	4.25 SPORTS CLUB	3
13	AN Hyongyong	F	21 SEP 2000	23	1.74 / 5'9"	4.25 SPORTS CLUB	
14	KO Ungyong	F	14 APR 1998	25	1.77 / 5'10"	4.25 SPORTS CLUB	1
17	PAK Jina	C	5 MAY 2003	20	2.05 / 6'9"	AMNOKGANG SPORTS CLUB	1
				Team average	23.9	1.75 / 5'8"	0.8

Coach JONG Songsim
Assistant Coach KIM Cholsun

Team Uniform Colour

Light: WHITE
Dark: RED

Note:
Number of games played at the official FIBA/FIBA continental championships for senior men/women (provided by FIBA).

Legend:

(C) Captain	C Centre	F Forward	G Guard
Int. International	No. Uniform Number	PF Power Forward	PG Point Guard
SF Small Forward	SG Shooting Guard		



Team Roster

团队名册

As of MON 25 SEP 2023 at 21:35

THA - Thailand

No.	Name	Playing Position	Date of Birth	Age	Height m / ft in	Club	Int. Games Played
2	THUAMON Amphawa (C)	F/G	8 FEB 1997	26	1.73 / 5'8"		
11	SUPYEN Pimchosit	G	4 JUL 1997	26	1.62 / 5'4"		
24	LUMDABPANG Thunchanok	C	20 SEP 1999	24	1.77 / 5'10"		
25	WONGTAPHA Sasiporn	F/G	25 DEC 1998	25	1.65 / 5'5"		
29	UDOMSUK Rattiyakorn	F	20 JUN 1999	24	1.74 / 5'9"		
41	SAISAMARN Wanatsanan	C	15 JUL 1998	25	1.74 / 5'9"		
42	TATE Lalia Kwan	F	29 JUL 1997	26	1.69 / 5'7"		
45	RUNGRUEANG Jirawan	G	27 JUL 1997	26	1.65 / 5'5"		
67	SUMMAT Warinthon	G	24 DEC 1999	24	1.66 / 5'5"		
88	HEWCHAIYAPHUM Laksamee	C	25 MAY 2005	18	1.79 / 5'10"		
93	PRAJUAPSOOK Kanokwan	C	19 JAN 1998	25	1.79 / 5'10"		
95	SAKARET Chosita	C	15 JUL 2005	18	1.80 / 5'11"		
Team average				23.9	1.71 / 5'7"		

Coach SAMSON Federico
Assistant Coach BANMOO Naruemol

Team Uniform Colour

Light: WHITE
Dark: BLUE / RED

Note:
Number of games played at the official FIBA/FIBA continental championships for senior men/women (provided by FIBA).

Legend:							
(C)	Captain	C	Centre	F	Forward	G	Guard
Int.	International	No.	Uniform Number	PF	Power Forward	PG	Point Guard
SF	Small Forward	SG	Shooting Guard				



Team Roster

团队名册

As of MON 25 SEP 2023 at 21:35

TPE - Chinese Taipei

No.	Name	Playing Position	Date of Birth	Age	Height m / ft in	Club	Int. Games Played
2	PAN Tzu-Yin	G	23 JUL 1992	31	1.70 / 5'7"	TELECOM	
3	LO Pin	G	2 SEP 1996	27	1.68 / 5'6"	CATHY LIFE	
4	CHEN Yen Yu	F	7 OCT 1994	29	1.70 / 5'7"	SICHUAN BLUE WHALES	
6	CHEN Wei-An	F	1 NOV 1995	28	1.77 / 5'10"	CATHY LIFE	
11	CHENG I-Hsiu	F	24 JUN 1993	30	1.78 / 5'10"	CATHY LIFE	
12	LIN Yu-Ting	G	25 JAN 1994	29	1.78 / 5'10"	CATHY LIFE	
13	CHO Ching	F	13 OCT 1997	26	1.73 / 5'8"	TAIYUEN	
17	HUANG Ling-Chuan	F	6 DEC 1994	29	1.75 / 5'9"	CATHY LIFE	
19	HSU Yu-Lien	F	18 APR 1997	26	1.76 / 5'9"	CATHY LIFE	
22	LIN Tieh	C	2 AUG 1999	24	1.80 / 5'11"	TAIYUEN	
24	LIU Hsi-Yeh (C)	G	10 OCT 1991	32	1.73 / 5'8"	TAIWAN POWER	
55	PENG Hsiao Tong	G	19 FEB 1998	25	1.68 / 5'6"	TAIYUEN	
Team average				28.0	1.73 / 5'8"		

Coach CHENG Hui-Yun
Assistant Coach LIN Chi Wen
Assistant Coach YANG Shu Ching

Team Uniform Colour

Light: WHITE
Dark: BLUE

Note:
Number of games played at the official FIBA/FIBA continental championships for senior men/women (provided by FIBA).

Legend:

(C) Captain	C Centre	F Forward	G Guard
Int. International	No. Uniform Number	PF Power Forward	PG Point Guard
SF Small Forward	SG Shooting Guard		



Tournament Summary

比赛摘要

As of FRI 6 OCT 2023 at 13:37

Today's Games

Phase	Teams	Start Time	Final	Q1	Q2	Q3	Q4
Bronze Medal Game	PRK vs KOR	16:00	63 - 93	21-15	12-25	11-21	19-32
Gold Medal Game	CHN vs JPN	20:00	74 - 72	26-16	19-24	12-11	17-21

Preliminary Round

Group A						Games			Points			Class. Points
Rank		CHN	IND	INA	MGL	Played	Won	Lost	For	Against	Diff.	
1	CHN		111-53	101-52	101-46	3	3	0	313	151	162	6
2	IND	53-111		66-46	68-62	3	2	1	187	219	-32	5
3	INA	52-101	46-66		69-64	3	1	2	167	231	-64	4
4	MGL	46-101	62-68	64-69		3	0	3	172	238	-66	3

Group B						Games			Points			Class. Points
Rank		JPN	PHI	HKG	KAZ	Played	Won	Lost	For	Against	Diff.	
1	JPN		96-59	118-46	92-30	3	3	0	306	135	171	6
2	PHI	59-96		99-63	83-59	3	2	1	241	218	23	5
3	HKG	46-118	63-99		70-56	3	1	2	179	273	-94	4
4	KAZ	30-92	59-83	56-70		3	0	3	145	245	-100	3

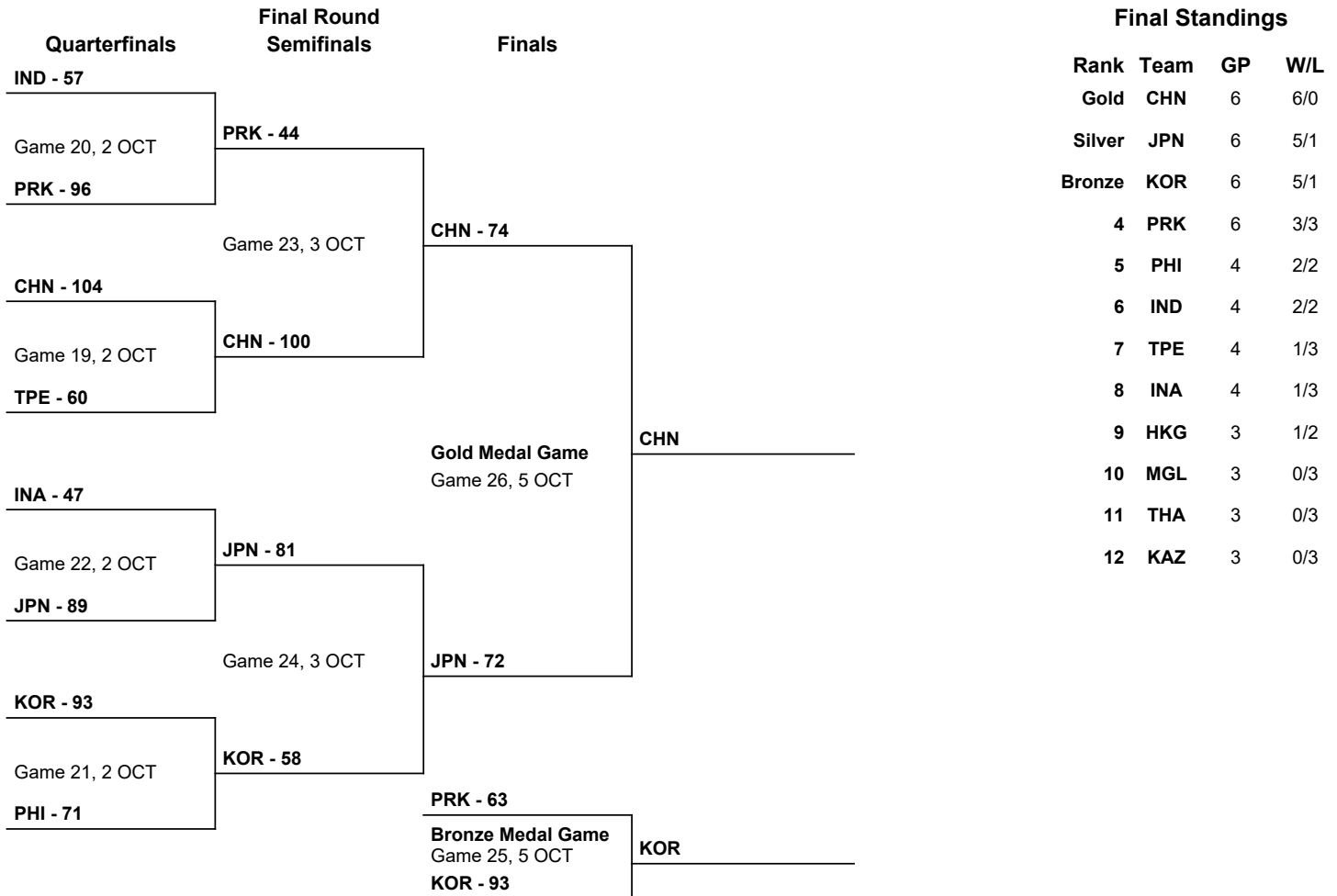
Group C						Games			Points			Class. Points
Rank		KOR	PRK	TPE	THA	Played	Won	Lost	For	Against	Diff.	
1	KOR		81-62	87-59	90-56	3	3	0	258	177	81	6
2	PRK	62-81		91-77	105-49	3	2	1	258	207	51	5
3	TPE	59-87	77-91		58-54	3	1	2	194	232	-38	4
4	THA	56-90	49-105	54-58		3	0	3	159	253	-94	3



Tournament Summary

比赛摘要

As of FRI 6 OCT 2023 at 13:37



Class.	Classification	Diff.	Difference	GP	Games Played	Qx	Quarter Time	W/L	Win/Loss
--------	----------------	-------	------------	----	--------------	----	--------------	-----	----------

Timing and Results provided by Bornan



Preliminary Round - Combined Ranking

预赛 - 综合排名

As of MON 2 OCT 2023 at 21:49

Group A						Games			Points			Class. Points
Rank		CHN	IND	INA	MGL	Played	Won	Lost	For	Against	Diff.	
1	CHN		111-53	101-52	101-46	3	3	0	313	151	162	6
2	IND	53-111		66-46	68-62	3	2	1	187	219	-32	5
3	INA	52-101	46-66		69-64	3	1	2	167	231	-64	4
4	MGL	46-101	62-68	64-69		3	0	3	172	238	-66	3

Group B						Games			Points			Class. Points
Rank		JPN	PHI	HKG	KAZ	Played	Won	Lost	For	Against	Diff.	
1	JPN		96-59	118-46	92-30	3	3	0	306	135	171	6
2	PHI	59-96		99-63	83-59	3	2	1	241	218	23	5
3	HKG	46-118	63-99		70-56	3	1	2	179	273	-94	4
4	KAZ	30-92	59-83	56-70		3	0	3	145	245	-100	3

Group C						Games			Points			Class. Points
Rank		KOR	PRK	TPE	THA	Played	Won	Lost	For	Against	Diff.	
1	KOR		81-62	87-59	90-56	3	3	0	258	177	81	6
2	PRK	62-81		91-77	105-49	3	2	1	258	207	51	5
3	TPE	59-87	77-91		58-54	3	1	2	194	232	-38	4
4	THA	56-90	49-105	54-58		3	0	3	159	253	-94	3

Combined Ranking									
Rank	Team	Group Rank	GP	Class. Points	W/L	W/L%	Points		
							For	Against	Diff.
1	JPN	B1	3	6	3/0	100	306	135	+171
2	CHN	A1	3	6	3/0	100	313	151	+162
3	KOR	C1	3	6	3/0	100	258	177	+81
4	PRK	C2	3	5	2/1	66	258	207	+51
5	PHI	B2	3	5	2/1	66	241	218	+23
6	IND	A2	3	5	2/1	66	187	219	-32
7	TPE	C3	3	4	1/2	33	194	232	-38
8	INA	A3	3	4	1/2	33	167	231	-64
9	HKG	B3	3	4	1/2	33	179	273	-94
10	MGL	A4	3	3	0/3	0	172	238	-66
11	THA	C4	3	3	0/3	0	159	253	-94
12	KAZ	B4	3	3	0/3	0	145	245	-100

Progression Rules:

At the end of the preliminary round, the teams ranked 1 to 8 will progress to the quarterfinals.

Each of the teams ranked 1 to 4 will play against one of the teams ranked 5 to 8, with the exact pairings being decided by a draw. Teams from the same group cannot play one another in the quarterfinals.

The remaining teams will be ranked 9 to 12 as shown in the combined ranking table.

Legend:

Ax x (x=1-4) ranked team from group A

Cx x (x=1-4) ranked team from group C

GP Games Played

Bx x (x=1-4) ranked team from group B

Dx x (x=1-4) ranked team from group D

W/L Win/Loss

Class. Classification

Diff. Difference

Results

比赛成绩

Game 26

CHN 74 vs 72 JPN
(26-16, 19-24, 12-11, 17-21)

Game Duration: 1:42

Crew Chief: ZEIN Wissam (SYR)

Commissioner: KOOHIESFAHANI Sanam (IRI)

Umpires: NIKOGOSSYAN Yana (KAZ); MUONGMEE Preeda (THA)

	Q1	Q2	Q3	Q4
CHN	26	19	12	17
JPN	16	24	11	21

CHN - China

No.	Name	MIN	Field Goals		2 Points		3 Points		Free Throws		Rebounds			AS	TO	ST	BS	PF	FD	+/-	PTS
			M/A	%	M/A	%	M/A	%	M/A	%	OR	DR	TOT								
4	LI Yuan	21:10	5/10	50	4/8	50	1/2	50	1/2	50	2	2	4	4	1			1	3	1	12
*5	WANG Siyu (C)	25:05	7/13	54	7/9	78	0/4	0				3	3	2	4		1	3	3	-6	14
6	YANG Shuyu	DNP																			
7	YANG Liwei	5:32												1					1	1	2
*8	JIN Weina	24:42									1	2	3	2		1			2	1	-1
*9	LI Meng	36:33	7/18	39	6/10	60	1/8	13	2/3	67	1	1	2	2	3			1	5	1	17
10	ZHANG Ru	15:08	1/3	33	1/2	50	0/1	0				1	1			1	1		3	2	
*11	HUANG Sijing	24:28	2/6	33	0/2	0	2/4	50				9	9	5	1	1		3		-2	6
12	PAN Zhengqi	7:22	0/1	0			0/1	0						1				1		10	
13	LUO Xinyu	DNP																			
14	LI Yueru	19:10	6/9	67	6/9	67			1/1	100	4	5	9	2	1	1	1	3	3	2	13
*15	HAN Xu	20:50	5/9	56	5/8	63	0/1	0			2	6	8	2	1	1				10	
Team/Coach											3	3	6		2						
Totals			33/69	48	29/48	60	4/21	19	4/6	67	13	32	45	19	15	4	3	16	16	2	74
Coach			ZHENG Wei																		
Assistant Coach			RUPEREZ GARCIA Cesar																		

JPN - Japan

No.	Name	MIN	Field Goals		2 Points		3 Points		Free Throws		Rebounds			AS	TO	ST	BS	PF	FD	+/-	PTS
			M/A	%	M/A	%	M/A	%	M/A	%	OR	DR	TOT								
4	KAWAI Mai	16:22	3/8	38	2/6	33	1/2	50	1/1	100		1	1	8				1	1	1	8
*8	TAKADA Maki	31:47	6/11	55	6/9	67	0/2	0	1/2	50	2	6	8	1	2	1	1	1	5	4	13
11	YABU Minami	DNP																			
12	ASAHINA Azusa	0:40																		-5	
15	MOTOHASHI Nako	DNP																			
*27	HAYASHI Saki (C)	32:34	6/14	43	1/6	17	5/8	63			1	4	5	3	2			3	2	-1	17
31	HIRASHITA Aika	22:36	3/7	43	2/4	50	1/3	33			1	2	3					2	1	7	7
*32	MIYAZAKI Saori	23:13	3/11	27	3/9	33	0/2	0				2	2	3		3		3		-3	6
59	HOSHI Anri	DNP																			
*75	TODO Nanako	25:16	3/6	50	3/4	75	0/2	0	3/3	100		2	2		3	1		1	3	-10	9
*88	AKAHO Himawari	30:15	2/7	29	2/6	33	0/1	0	4/4	100	3	5	8	1	2	1		3	3	-1	8
99	OKOYE Monica	17:18	1/4	25	1/2	50	0/2	0	2/2	100		1	1	1	2			2	1	-2	4
Team/Coach											3	1	4								
Totals			27/68	40	20/46	43	7/22	32	11/12	92	10	24	34	17	11	6	1	16	16	-2	72
Coach			ONZUKA Toru																		
Assistant Coach			SUZUKI Yoshikazu																		
			KONNO Kakeru																		

	CHN	JPN
Points from Turnovers	20	16
Points in the Paint	54(27/43)63%	36(18/36)50%
Second Chance Points	12	8
Fast Break Points	9	13
Bench Points	27	19

	CHN	JPN
Biggest Lead	17	0
Biggest Scoring Run	10-0(17-7)	7-0(41-35)
Lead Changes		1
Times Tied		5
Time Leading	35:35	0:00

Legend:					
%	Shooting Percentage	(C)	Captain	*	Game Starters
AS	Assists	BS	Blocked Shots	DNP	Did Not Play
FD	Fouls Drawn	M/A	Made / Attempts	MIN	Minutes Played
OR	Offensive Rebounds	PF	Fouls	PTS	Points
ST	Steals	TO	Turnovers	TOT	Total Rebounds
				+/-	Plus-Minus
				DR	Defensive Rebounds
				No.	Uniform Number
				Qx	Quarter Time

Results

比赛成绩

Game 25

PRK 63 vs 93 KOR
(21-15, 12-25, 11-21, 19-32)

Game Duration: 1:40

Crew Chief: YUEN Chun Yip (HKG)

Commissioner: ZENG Hongtao (CHN)

Umpires: HU Jing (CHN); AL KHAMEES Ahmed Hassan R (KSA)

	Q1	Q2	Q3	Q4
PRK	21	12	11	19
KOR	15	25	21	32

PRK - DPR Korea

No.	Name	MIN	Field Goals		2 Points		3 Points		Free Throws		Rebounds			AS	TO	ST	BS	PF	FD	+/-	PTS	
			M/A	%	M/A	%	M/A	%	M/A	%	OR	DR	TOT									
4	PAK Yujong	DNP																				
5	KIM Hyeyon	DNP																				
6	KIM Soyon	6:19																			-12	
*7	RI Unjong	39:18	2/7	29	1/2	50	1/5	20	2/3	67	1	5	6	1	2	2		2	3		-27	7
*8	KANG Hyangmi	30:58	1/5	20	1/1	100	0/4	0			1	1	2	5	2	1		4	1		-25	2
9	AN Hyonju	DNP																				
10	HONG Ryona	28:32	1/3	33			1/3	33			1	1	2	1	3			1	1		-22	3
*11	KIM Ryujong	14:53	1/2	50			1/2	50	1/2	50					1				1		-4	4
*12	RO Sukyong (C)	40:00	6/23	26	3/11	27	3/12	25	5/5	100	2	5	7	5	9	1		3	7		-30	20
14	AN Hyongyong	DNP																				
15	KO Ungyong	DNP																				
*17	PAK Jina	40:00	11/16	69	11/16	69			5/5	100	2	7	9	3	4		1	2	5		-30	27
Team/Coach																						
Totals			22/56	39	16/30	53	6/26	23	13/15	87	12	23	35	15	21	4	1	12	18		-30	63
Coach		JONG Songsim																				
Assistant Coach		KIM Cholsun																				

KOR - Republic of Korea

No.	Name	MIN	Field Goals		2 Points		3 Points		Free Throws		Rebounds			AS	TO	ST	BS	PF	FD	+/-	PTS		
			M/A	%	M/A	%	M/A	%	M/A	%	OR	DR	TOT										
1	SHIN Jihyun	3:22	2/3	67	2/3	67																-3	4
*3	KANG Leeseul	15:02	3/8	38	1/1	100	2/7	29				1	1	1	1							-2	8
5	AN Heji	21:24	1/2	50			1/2	50			2	2	3	7	1							14	3
6	LEE Sohee	21:57	3/6	50	1/4	25	2/2	100	1/2	50	3	2	5	2	1	4		1	1		31	9	
*7	PARK Jisu	32:30	10/19	53	10/18	56	0/1	0	5/6	83	5	5	10	7	2	5	1	2	4		16	25	
*9	LEE Kyungeun	18:15	1/3	33			1/3	33				1	1	5				5				20	3
10	KANG Yoolim	3:22	2/2	100	1/1	100	1/1	100				1	1									-3	5
*11	PARK Jihyun	30:14	4/6	67	2/3	67	2/3	67			3	3	6	1	3	3		4				39	10
12	LEE Haeran	2:43																					
*13	KIM Danbi (C)	32:50	8/17	47	3/9	33	5/8	63			1	5	6	4	1	3	1	3	3			20	21
17	YANG Inyoung	7:30	0/2	0	0/2	0								1		1		1				14	
31	JIN An	10:51	1/2	50	1/2	50			3/4	75	1	1	2		1	1		2	2			11	5
Team/Coach																							
Totals			35/70	50	21/43	49	14/27	52	9/12	75	15	23	38	28	10	18	2	18	12		30	93	
Coach		JUNG Sunmin																					
Assistant Coach		CHOI Youn Ah																					

	PRK	KOR
Points from Turnovers	7	31
Points in the Paint	26(13/26)50%	34(17/28)61%
Second Chance Points	13	20
Fast Break Points	2	14
Bench Points	3	26

	PRK	KOR
Biggest Lead	8	36
Biggest Scoring Run	9-0(21-13)	19-0(42-61)
Lead Changes		8
Times Tied		5
Time Leading	13:31	24:57

Legend:			
%	Shooting Percentage	(C)	Captain
AS	Assists	BS	Blocked Shots
FD	Fouls Drawn	M/A	Made / Attempts
OR	Offensive Rebounds	PF	Fouls
ST	Steals	TO	Turnovers
*	Game Starters	DNP	Did Not Play
MIN	Minutes Played	PTS	Points
TOT	Total Rebounds	+/-	Plus-Minus
		DR	Defensive Rebounds
		No.	Uniform Number
		Qx	Quarter Time

Results

比赛成绩

Game 24

JPN 81 vs 58 KOR
(20-15, 20-18, 16-11, 25-14)

Game Duration: 1:32

Crew Chief: MUONGMEE Preeda (THA)

Commissioner: ZENG Hongtao (CHN)

Umpires: DARAGHMA Anan A. H. (PLE); SUTARYO Haryanto (INA)

	Q1	Q2	Q3	Q4
JPN	20	20	16	25
KOR	15	18	11	14

JPN - Japan

No.	Name	MIN	Field Goals		2 Points		3 Points		Free Throws		Rebounds			AS	TO	ST	BS	PF	FD	+/-	PTS	
			M/A	%	M/A	%	M/A	%	M/A	%	OR	DR	TOT									
4	KAWAI Mai	16:32	1/5	20	0/4	0	1/1	100			2	2	2	6		1		2		2	3	
*8	TAKADA Maki	22:49	6/11	55	3/5	60	3/6	50				4	4	2		1		2		21	15	
11	YABU Minami	1:13	0/1	0	0/1	0																
12	ASAHINA Azusa	8:43	1/1	100	1/1	100			2/2	100	1	1	2						1	-8	4	
15	MOTOHASHI Nako	DNP																				
*27	HAYASHI Saki (C)	22:37	1/4	25	0/2	0	1/2	50			5	5		1	2		1	1	1	27	3	
31	HIRASHITA Aika	17:13	4/7	57			4/7	57			1	1	1	1					1	-4	12	
*32	MIYAZAKI Saori	23:18	6/15	40	4/7	57	2/8	25	0/1	0	1	2	3	7	3	1		2	1	21	14	
*59	HOSHI Anri	24:04	3/8	38	2/4	50	1/4	25	2/2	100	2	2	2	1	2	2		3	3	25	9	
75	TODO Nanako	15:46	0/1	0			0/1	0			1	2	3	1			1	2		-2		
*88	AKAHO Himawari	31:21	6/9	67	6/8	75	0/1	0	2/4	50	5	6	11		1	2	1	1	4	27	14	
99	OKOYE Monica	15:34	2/5	40	0/3	0	2/2	100	1/2	50		3	3	2				2	1	6	7	
Team/Coach											2	3	5									
Totals			30/67	45	16/35	46	14/32	44	7/11	64	10	31	41	20	7	9	2	15	12	23	81	
Coach			ONZUKA Toru																			
Assistant Coach			SUZUKI Yoshikazu										KONNO Kakeru									

KOR - Republic of Korea

No.	Name	MIN	Field Goals		2 Points		3 Points		Free Throws		Rebounds			AS	TO	ST	BS	PF	FD	+/-	PTS
			M/A	%	M/A	%	M/A	%	M/A	%	OR	DR	TOT								
1	SHIN Jihyun	13:13	0/4	0	0/2	0	0/2	0	1/2	50		1	1	2	1			2	1	-8	1
*3	KANG Leeseul	19:09	1/4	25	0/2	0	1/2	50			1	2	3	1			1		-8	3	
5	AN Heji	23:29	1/3	33	1/2	50	0/1	0	1/1	100	5	5	6	2				1	-10	3	
6	LEE Sohee	6:42	0/2	0			0/2	0			1		1		1			1	-3		
*7	PARK Jisu	33:13	7/16	44	7/16	44			4/6	67	3	6	9	4	2	2		7	-18	18	
*9	LEE Kyungeun	14:00	0/1	0	0/1	0					1		1		2	1		3	-10		
10	KANG Yoolim	DNP																			
*11	PARK Jihyun	34:41	6/13	46	5/9	56	1/4	25			1	5	6	2	3	2		3	3	-13	13
12	LEE Haeran	10:42	0/1	0	0/1	0			1/2	50		2	2		1			1	-10	1	
*13	KIM Danbi (C)	34:22	5/14	36	4/10	40	1/4	25			1	5	6	3	1	1	1	1	-20	11	
17	YANG Inyoung	0:40																	-6		
31	JIN An	8:59	3/4	75	3/4	75			2/2	100	1	2	3		1	1		1	1	-9	8
Team/Coach											3	2	5								
Totals			23/62	37	20/47	43	3/15	20	9/13	69	12	30	42	18	14	7	1	12	15	-23	58
Coach			JUNG Sunmin																		
Assistant Coach			CHOI Youn Ah																		

	JPN	KOR
Points from Turnovers	23	5
Points in the Paint	32(16/31)52%	34(17/34)50%
Second Chance Points	8	13
Fast Break Points	21	4
Bench Points	26	13

	JPN	KOR
Biggest Lead	23	0
Biggest Scoring Run	13-0(33-15)	7-0(33-22)
Lead Changes		1
Times Tied		0
Time Leading	39:16	0:00

Legend:			
%	Shooting Percentage	(C)	Captain
AS	Assists	BS	Blocked Shots
FD	Fouls Drawn	M/A	Made / Attempts
OR	Offensive Rebounds	PF	Fouls
ST	Steals	TO	Turnovers
*	Game Starters	DNP	Did Not Play
MIN	Minutes Played	PTS	Points
TOT	Total Rebounds	+/-	Plus-Minus
		DR	Defensive Rebounds
		No.	Uniform Number
		Qx	Quarter Time

Results

比赛成绩

Game 23

PRK 44 vs 100 CHN

(6-22, 21-26, 11-29, 6-23)

Game Duration: 1:30

Crew Chief: NIKOGOSSYAN Yana (KAZ)

Commissioner: KOOHIESFAHANI Sanam (IRI)

Umpires: AL-SUWAIDI Bandar Jassim M J (QAT); TEE Yong Sern (MAS)

	Q1	Q2	Q3	Q4
PRK	6	21	11	6
CHN	22	26	29	23

PRK - DPR Korea

No.	Name	MIN	Field Goals		2 Points		3 Points		Free Throws		Rebounds			AS	TO	ST	BS	PF	FD	+/-	PTS	
			M/A	%	M/A	%	M/A	%	M/A	%	OR	DR	TOT									
4	PAK Yujung	1:36												1							-3	
5	KIM Hyeyon	DNP																				
6	KIM Soyon	10:11	1/1	100	1/1	100								1	1						-17	
*7	RI Unjong	40:00	4/19	21	3/14	21	1/5	20			1	1	2	3	1	4		3	2		-56	
*8	KANG Hyangmi	35:15	2/6	33	1/4	25	1/2	50			2		2	3	5			2	3		-45	
9	AN Hyonju	DNP																				
*10	HONG Ryona	36:40	4/13	31	2/5	40	2/8	25	4/6	67	1	2	3	1	1	2		1	3		-52	
*11	KIM Ryujong	36:18	1/8	13	0/3	0	1/5	20	0/2	0	1	2	3	1	2			3	2		-51	
*12	RO Sukyong (C)	40:00	5/19	26	4/11	36	1/8	13			5	1	7	8	5	3		3	2		-56	
14	AN Hyongyong	DNP																				
15	KO Ungyong	DNP																				
17	PAK Jina	DNP																				
Team/Coach																						
Totals			17/66	26	11/38	29	6/28	21	4/8	50	13	12	25	13	16	10	0	12	12		-56	44
Coach		JONG Songsim																				
Assistant Coach		KIM Cholsun																				

CHN - China

No.	Name	MIN	Field Goals		2 Points		3 Points		Free Throws		Rebounds			AS	TO	ST	BS	PF	FD	+/-	PTS	
			M/A	%	M/A	%	M/A	%	M/A	%	OR	DR	TOT									
4	LI Yuan	20:30	5/9	56	2/4	50	3/5	60				2	2	8	3	2		1	1		32	
*5	WANG Sijyu (C)	19:30	1/4	25	1/4	25						3	3	5	3			1	1		24	
6	YANG Shuyu	10:14	1/2	50	0/1	0	1/1	100	1/2	50		2	2	1		1		1	1		19	
7	YANG Liwei	5:34	0/1	0			0/1	0							1						1	
*8	JIN Weina	21:54	6/6	100	1/1	100	5/5	100			1	2	3	4	1		2				30	
*9	LI Meng	22:54	5/7	71	2/2	100	3/5	60			1	1	2	2		1		1			31	
10	ZHANG Ru	17:51	2/7	29	2/7	29			4/4	100	2	2	4	2	1	2	3	1	3		26	
*11	HUANG Sijing	11:45	1/2	50	1/2	50					1	5	6	2	4	1		4	1		15	
12	PAN Zhenqi	19:48	2/3	67	2/3	67						4	4	2	2	4					29	
13	LUO Xinyu	10:00	1/1	100	1/1	100						2	2								17	
14	LI Yueru	23:48	11/15	73	11/15	73			3/5	60	8	7	15		2		2	2	4		34	
*15	HAN Xu	16:12	5/7	71	5/7	71						2	2	2	1		3	1	1		22	
Team/Coach																						
Totals			40/64	63	28/47	60	12/17	71	8/11	73	15	37	52	28	18	11	10		12	12		56
Coach		ZHENG Wei																				
Assistant Coach		RUPEREZ GARCIA Cesar																				

	PRK	CHN
Points from Turnovers	9	18
Points in the Paint	22(11/30)37%	56(28/45)62%
Second Chance Points	2	25
Fast Break Points	2	21
Bench Points	2	56

	PRK	CHN
Biggest Lead	0	56
Biggest Scoring Run	5-0(14-29)	11-0(42-96)
Lead Changes		1
Times Tied		0
Time Leading	0:00	39:44

Legend:			
%	Shooting Percentage	(C)	Captain
AS	Assists	BS	Blocked Shots
FD	Fouls Drawn	M/A	Made / Attempts
OR	Offensive Rebounds	PF	Fouls
ST	Steals	TO	Turnovers
*	Game Starters	DNP	Did Not Play
MIN	Minutes Played	PTS	Points
TOT	Total Rebounds	+/-	Plus-Minus
		DR	Defensive Rebounds
		No.	Uniform Number
		Qx	Quarter Time

Results
比赛成绩

Game 22

INA 47 vs 89 JPN
(15-25, 12-20, 9-22, 11-22)

Game Duration: 1:32

Crew Chief: AL SIYABI Issam Nasser Khalfan (OMA)

Commissioner: RI Pyong Hun (PRK)

Umpires: TEE Yong Sern (MAS); AL KHAMEES Ahmed Hassan R (KSA)

	Q1	Q2	Q3	Q4
INA	15	12	9	11
JPN	25	20	22	22

INA - Indonesia

No.	Name	MIN	Field Goals		2 Points		3 Points		Free Throws		Rebounds			AS	TO	ST	BS	PF	FD	+/-	PTS
			M/A	%	M/A	%	M/A	%	M/A	%	OR	DR	TOT								
0	KAHOL Lea Elvensia Wolobubo	14:23	1/3	33	1/3	33					2	2							1	-26	2
1	LESTARI Dyah	11:36	1/4	25	0/1	0	1/3	33	2/2	100		2	2	1	2	1		2	1	-10	5
*2	RETONG Agustin Elya Gradita	27:24	3/6	50	2/4	50	1/2	50			2	3	5	2	9		1	2	1	-41	7
*9	KUSUMA Dewa Ayu Made Sriartha (C)	15:54	2/4	50	2/4	50					1	1	4	2					2	-20	4
10	KAREN Priscilla Annabel	10:29	1/2	50	1/2	50						2	2		1	1		1	1	-8	2
11	SHOIMAH Faizzatus	10:53	0/1	0			0/1	0			1		1		2	1			1	-12	
13	ANGGRAENI Yuni	12:35	2/4	50	2/2	100	0/2	0				2	2	1	2	1		1		-4	4
14	ARITONANG Jesslyn Angelique	15:14	0/3	0	0/1	0	0/2	0	1/2	50		1	1		1				1	-15	1
21	ORVILLE Nathania Claresta	17:50	0/3	0	0/2	0	0/1	0				4	4	2	5			2		-18	
*25	SUTJIONO Henny	19:25	0/1	0	0/1	0								2	1			1	1	-5	
*26	LOUIS Kimberley Pierre	29:18	6/13	46	5/11	45	1/2	50	4/12	33	4	7	11	1	3		2	2	8	-26	17
*71	ANTONIO Clarita	14:53	2/5	40	1/1	100	1/4	25						1		1				-25	5
Team/Coach											8	8	16		2						
Totals			18/49	37	14/32	44	4/17	24	7/16	44	15	32	47	14	31	5	3	11	17	-42	47
Coach		HERAWAN Marlina																			
Assistant Coach		WONG Julv																			

JPN - Japan

No.	Name	MIN	Field Goals		2 Points		3 Points		Free Throws		Rebounds			AS	TO	ST	BS	PF	FD	+/-	PTS
			M/A	%	M/A	%	M/A	%	M/A	%	OR	DR	TOT								
4	KAWAI Mai	23:13	6/8	75	3/5	60	3/3	100				4	4	5	1				3	19	15
*8	TAKADA Maki	13:52	1/9	11	1/5	20	0/4	0			1	1	2	1				1	1	10	2
11	YABU Minami	10:50	2/2	100	1/1	100	1/1	100										1	1	12	5
12	ASAHINA Azusa	22:01	2/6	33	0/3	0	2/3	67	2/2	100	4	5	9	3	1	1	1	2	2	33	8
15	MOTOHASHI Nako	DNP																			
*27	HAYASHI Saki (C)	13:43	4/7	57	1/2	50	3/5	60						3		2				10	11
31	HIRASHITA Aika	23:47	4/11	36	1/2	50	3/9	33	2/2	100		4	4	1	4	4	1	1	1	26	13
*32	MIYAZAKI Saori	15:12	4/5	80	4/4	100	0/1	0				2	2	3	1	2		2	1	22	8
*59	HOSHI Anri	20:32	5/10	50	3/5	60	2/5	40	0/1	0	1	3	4	2	1	2		2	3	18	12
75	TODO Nanako	23:29	2/7	29	2/5	40	0/2	0			2	1	3	4	4	1	3	2	31	4	
*88	AKAHO Himawari	13:59	5/7	71	4/4	100	1/3	33			1	1	2	2	2					10	11
99	OKOYE Monica	19:16	0/8	0	0/4	0	0/4	0			2	2	4	1		1	1	2		19	
Team/Coach											3	1	4								
Totals			35/80	44	20/40	50	15/40	38	4/5	80	14	24	38	25	8	18	4	17	11	42	89
Coach		ONZUKA Toru																			
Assistant Coach		SUZUKI Yoshikazu																			
		KONNO Kakeru																			

	INA	JPN
Points from Turnovers	0	48
Points in the Paint	26(13/28)46%	40(20/38)53%
Second Chance Points	10	13
Fast Break Points	6	21
Bench Points	14	45

	INA	JPN
Biggest Lead	2	43
Biggest Scoring Run	6-0(33-53)	16-0(15-37)
Lead Changes		4
Times Tied		3
Time Leading	1:04	36:58

Legend:			
%	Shooting Percentage	(C)	Captain
AS	Assists	BS	Blocked Shots
FD	Fouls Drawn	M/A	Made / Attempts
OR	Offensive Rebounds	PF	Fouls
ST	Steals	TO	Turnovers
*	Game Starters	DNP	Did Not Play
MIN	Minutes Played	PTS	Points
TOT	Total Rebounds	+/-	Plus-Minus
		DR	Defensive Rebounds
		No.	Uniform Number
		Qx	Quarter Time

Results
比赛成绩

Game 21

KOR 93 vs 71 PHI
(23-13, 23-19, 24-23, 23-16)

Game Duration: 1:39

Crew Chief: ALSALAM Mohamed Hasan Salman (BRN)

Commissioner: KOLEDROYE Abayomi Olushola (NGR)

Umpires: LI Chengxin (CHN); FANG Wenxuan (CHN)

	Q1	Q2	Q3	Q4
KOR	23	23	24	23
PHI	13	19	23	16

KOR - Republic of Korea

No.	Name	MIN	Field Goals		2 Points		3 Points		Free Throws		Rebounds			AS	TO	ST	BS	PF	FD	+/-	PTS
			M/A	%	M/A	%	M/A	%	M/A	%	OR	DR	TOT								
1	SHIN Jihyun	18:05	4/5	80	0/1	0	4/4	100			1		1	5	2	1		1		15	12
*3	KANG Leeseul	21:55	5/9	56	1/2	50	4/7	57	1/1	100	2	3	5	1	1				1	7	15
*5	AN Heji	17:34	1/2	50	1/1	100	0/1	0	1/2	50	1		1	6	2			3	3	6	3
6	LEE Sohee	19:45	2/8	25	1/2	50	1/6	17				3	3		1			1	1	21	5
7	PARK Jisu	14:20	7/12	58	7/12	58			1/1	100	1	1	2						2	4	15
9	LEE Kyungeun	13:40	0/3	0	0/1	0	0/2	0				2	2	7	2				1	3	
10	KANG Yoolim	7:42	2/3	67	1/1	100	1/2	50			1		1			1		1		7	5
*11	PARK Jihyun	25:01	6/8	75	5/6	83	1/2	50	1/2	50	3	5	8	3	3	2		3	2	14	14
12	LEE Haeran	10:07	2/4	50	1/2	50	1/2	50	2/2	100	1	1	2			2	1	3	2	6	7
*13	KIM Danbi (C)	22:11	2/7	29	2/4	50	0/3	0	2/2	100	1	3	4	2	2	2	2	1	4	9	6
17	YANG Inyoung	13:52	2/5	40	2/5	40					1	1	2	2	1	1		2		11	4
*31	JIN An	15:48	3/4	75	3/4	75			1/2	50	3	5	8	1	2			5	1	7	7
Team/Coach											4	1	5								
Totals			36/70	51	24/41	59	12/29	41	9/12	75	19	25	44	30	15	10	3	20	17	22	93
Coach		JUNG Sunmin																			
Assistant Coach		CHOI Youn Ah																			

PHI - Philippines

No.	Name	MIN	Field Goals		2 Points		3 Points		Free Throws		Rebounds			AS	TO	ST	BS	PF	FD	+/-	PTS
			M/A	%	M/A	%	M/A	%	M/A	%	OR	DR	TOT								
0	CASTILLO Ana Alicia	23:41	6/14	43	0/3	0	6/11	55			1	1	2	2	3					-24	18
*3	BERNARDINO Afril	27:42	3/7	43	3/6	50	0/1	0	6/8	75		3	3	5	3	2		2	4	-7	12
4	NOLASCO Dianne Camille	2:52	0/3	0	0/1	0	0/2	0			2		2								
*6	CABINBIN France Mae	20:43	2/8	25	1/6	17	1/2	50	2/2	100	1	1	2	1	2	1		4	5	-5	7
*7	PONTEJOS Janine	19:32	2/6	33	0/2	0	2/4	50						2	1			4		-12	6
*9	OZAR Louna	25:37	3/6	50	3/6	50			0/1	0		2	2	2				1	-4	6	
*10	ANIMAM Jack Daniel (C)	34:12	7/11	64	7/11	64			1/3	33	7	7	14	3	4	2	1	4	6	-18	15
11	BERBERABE Stefanie	14:53	1/3	33	1/3	33			2/4	50	1		1	1	2	1		2	2	-12	4
12	del CARMEN Monique	15:57	0/2	0	0/2	0			1/4	25		1	1					1	2	-12	1
13	GUYTINGCO Katrina	5:48	1/1	100	1/1	100														-4	2
18	TONGCO Marizze	4:24	0/2	0	0/1	0	0/1	0			1		1							-5	
19	CACHO Mikka	4:39																		-7	
Team/Coach											9	1	10		1						
Totals			25/63	40	16/42	38	9/21	43	12/22	55	22	16	38	16	18	6	1	17	20	-22	71
Coach		PATRICK Aquino																			
Assistant Coach		JOSE RAMON Garcia																			

	KOR	PHI
Points from Turnovers	27	15
Points in the Paint	44(22/29)76%	26(13/32)41%
Second Chance Points	21	5
Fast Break Points	11	5
Bench Points	48	25

	KOR	PHI
Biggest Lead	25	5
Biggest Scoring Run	10-0(10-5)	11-0(54-43)
Lead Changes		2
Times Tied		1
Time Leading	35:39	2:54

Legend:

%	Shooting Percentage	(C)	Captain	*	Game Starters	+/-	Plus-Minus
AS	Assists	BS	Blocked Shots	DNP	Did Not Play	DR	Defensive Rebounds
FD	Fouls Drawn	M/A	Made / Attempts	MIN	Minutes Played	No.	Uniform Number
OR	Offensive Rebounds	PF	Fouls	PTS	Points	Qx	Quarter Time
ST	Steals	TO	Turnovers	TOT	Total Rebounds		

Results
比赛成绩

Game 20

IND 57 vs 96 PRK
(20-26, 6-26, 17-22, 14-22)

Game Duration: 1:37

Crew Chief: YU Yijing (CHN)

Commissioner: KOLEDROYE Abayomi Olushola (NGR)

Umpires: NIKOGOSSYAN Yana (KAZ); SONG Houlu (CHN)

	Q1	Q2	Q3	Q4
IND	20	6	17	14
PRK	26	26	22	22

IND - India

No.	Name	MIN	Field Goals		2 Points		3 Points		Free Throws		Rebounds			AS	TO	ST	BS	PF	FD	+/-	PTS
			M/A	%	M/A	%	M/A	%	M/A	%	OR	DR	TOT								
*8	SENTHIL KUMAR Pushpa	40:00	4/11	36	4/9	44	0/2	0	2/3	67	2	4	6	2	8	3		4	2	-39	10
9	Anmolpreet Kaur	17:55	2/4	50	2/4	50			1/4	25	1	1	2	2			1	2	-20	5	
11	RANI Sreekala	22:52	6/10	60	4/8	50	2/2	100	2/2	100		1	1	2		2			1	-13	16
12	Manmeet Kaur	3:48														1			1	-5	
*14	LIMAYE Shireen Vijay	29:24	1/10	10	1/4	25	0/6	0			2	1	3	1	4	1		3	1	-34	2
15	CHATURVEDI Poonam	10:00	5/7	71	5/7	71					2	2	4		1		1	1	-5	10	
16	Sahana Shivamogga Mohan	DNP																			
18	HEMMIGE MAHESHA Bhandavya	9:22	0/1	0			0/1	0			1	1	1	1	1			1		-10	
*19	KUMARI Madhu	25:03	3/9	33	1/4	25	2/5	40	1/1	100	2	2	4	1	1			1		-23	9
20	JOSE Kavitha	5:35	1/1	100	1/1	100								1						-6	2
*21	RATHINAVEL Sruthy	11:41	0/3	0	0/3	0						2	2	1	1			3	1	-7	
*24	RAMESH Sanjana	24:20	1/5	20	0/3	0	1/2	50			1	2	3		1			1		-33	3
Team/Coach																					
Totals			23/61	38	18/43	42	5/18	28	6/10	60	14	19	33	10	19	7	1	15	8	-39	57
Coach			SAPPANIAMBALAM Baskar																		
Assistant Coach			MOHAN Meenalatha																		

PRK - DPR Korea

No.	Name	MIN	Field Goals		2 Points		3 Points		Free Throws		Rebounds			AS	TO	ST	BS	PF	FD	+/-	PTS
			M/A	%	M/A	%	M/A	%	M/A	%	OR	DR	TOT								
4	PAK Yujong	3:48												1							5
5	KIM Hyeon	DNP																			
6	KIM Soyon	15:59	2/7	29	1/2	50	1/5	20	2/2	100	1	2	3	2	1			1	1	9	7
*7	RI Unjong	25:40	1/7	14	0/1	0	1/6	17			1	1	2	3	1					35	3
*8	KANG Hyangmi	34:13	3/9	33			3/9	33			3	4	7	3	2	2		3		33	9
9	AN Hyonju	DNP																			
*10	HONG Ryona	38:01	10/19	53	1/2	50	9/17	53			4	2	6	4	1	1		1	1	36	29
11	KIM Ryujong	18:18	3/4	75	2/2	100	1/2	50				1	1	2	2	2			1	8	7
*12	RO Sukyong (C)	35:53	3/8	38	2/4	50	1/4	25	2/4	50	3	6	9	13	2	3	3	2	4	34	9
14	AN Hyongyong	DNP																			
15	KO Ungyong	2:28	1/1	100			1/1	100						1				1		3	3
*17	PAK Jina	25:40	9/11	82	9/11	82			11/13	85	3	7	10	3	3	2	3	2	8	32	29
Team/Coach																					
Totals			32/66	48	15/22	68	17/44	39	15/19	79	18	26	44	31	14	10	6	10	15	39	96
Coach			JONG Songsim																		
Assistant Coach			KIM Cholsun																		

	IND	PRK
Points from Turnovers	14	22
Points in the Paint	30(15/32)47%	24(12/15)80%
Second Chance Points	12	24
Fast Break Points	7	0
Bench Points	33	17

	IND	PRK
Biggest Lead	2	39
Biggest Scoring Run	4-0(17-22)	12-0(24-45)
Lead Changes		3
Times Tied		1
Time Leading	0:52	37:51

Legend:			
%	Shooting Percentage	(C)	Captain
AS	Assists	BS	Blocked Shots
FD	Fouls Drawn	M/A	Made / Attempts
OR	Offensive Rebounds	PF	Fouls
ST	Steals	TO	Turnovers
*	Game Starters	DNP	Did Not Play
MIN	Minutes Played	PTS	Points
TOT	Total Rebounds	Qx	Quarter Time
+/-	Plus-Minus		
DR	Defensive Rebounds		
No.	Uniform Number		

Results

比赛成绩

Game 19

CHN 104 vs 60 TPE

(22-24, 25-7, 31-17, 26-12)

Game Duration: 1:30

Crew Chief: MUONGMEE Preeda (THA)

Commissioner: RI Pyong Hun (PRK)

Umpires: KIM Bohui (KOR); DARAGHMA Anan A. H. (PLE)

	Q1	Q2	Q3	Q4
CHN	22	25	31	26
TPE	24	7	17	12

CHN - China

No.	Name	MIN	Field Goals		2 Points		3 Points		Free Throws		Rebounds			AS	TO	ST	BS	PF	FD	+/-	PTS	
			M/A	%	M/A	%	M/A	%	M/A	%	OR	DR	TOT									
4	LI Yuan	21:38	1/5	20	0/4	0	1/1	100			2	2	2	7	2				2		15	3
*5	WANG Siyu (C)	18:22	2/5	40	2/4	50	0/1	0	0/1	0		2	2	6	2	1				2	29	4
6	YANG Shuyu	11:41	1/3	33	0/1	0	1/2	50				3	3	2							16	3
7	YANG Liwei	10:22										4	4	2	1						20	
*8	JIN Weina	15:09									2	3	5	2	1				1		13	
*9	LI Meng	22:53	11/17	65	10/12	83	1/5	20	3/3	100		1	1	3				1	5	21	26	
10	ZHANG Ru	16:21	3/5	60	3/4	75	0/1	0				2	2	5		3			1	9	6	
*11	HUANG Sijing	14:38	1/3	33			1/3	33			1	5	6	3		2	2	2		16	3	
12	PAN Zhenqi	11:49	1/1	100	1/1	100						1	1	1	1			2	1	14	2	
13	LUO Xinyu	17:07	1/5	20	0/2	0	1/3	33			2	2	4	1						23	3	
14	LI Yueru	20:01	12/17	71	12/17	71			5/5	100	6	6	12	1	2	3		1	3	18	29	
*15	HAN Xu	19:59	11/16	69	11/16	69			3/4	75	2	6	8	2	1		2		3	26	25	
Team/Coach											3	1	4									
Totals			44/77	57	39/61	64	5/16	31	11/13	85	16	38	54	35	10	9	4	9	15	44	104	
Coach			ZHENG Wei																			
Assistant Coach			RUPEREZ GARCIA Cesar																			

TPE - Chinese Taipei

No.	Name	MIN	Field Goals		2 Points		3 Points		Free Throws		Rebounds			AS	TO	ST	BS	PF	FD	+/-	PTS	
			M/A	%	M/A	%	M/A	%	M/A	%	OR	DR	TOT									
2	PAN Tzu-Yin	19:02	0/3	0	0/2	0	0/1	0						2	2	1					-10	
*3	LO Pin	18:30	1/3	33	1/1	100	0/2	0	0/1	0		3	3		1	2				1	-18	2
4	CHEN Yen Yu	21:13	4/11	36	1/6	17	3/5	60						2	1			1	2	-19	11	
*6	CHEN Wei-An	23:25	4/8	50	4/5	80	0/3	0	3/5	60		1	1			3	1		5	-15	11	
*11	CHENG I-Hsiu (C)	24:02	4/12	33	4/11	36	0/1	0			2	4	6		3	1		2	1	-24	8	
*12	LIN Yu-Ting	17:32	1/7	14	1/6	17	0/1	0				3	3	3	3			5		-22	2	
13	CHO Ching	DNP																				
17	HUANG Ling-Chuan	18:57	6/12	50	5/7	71	1/5	20						1						-22	13	
19	HSU Yu-Lien	21:00	1/1	100	1/1	100					2	2	4					1		-36	2	
22	LIN Tieh	11:34	2/5	40	2/3	67	0/2	0				1	1	1			1	3		-12	4	
24	LIU Hsi-Yeh	9:24	1/2	50			1/2	50				2	2					1		-13	3	
*55	PENG Hsiao Tong	15:21	2/5	40	2/3	67	0/2	0			1		1	1	4	2		2		-29	4	
Team/Coach											1	3	4		1							
Totals			26/69	38	21/45	47	5/24	21	3/6	50	6	19	25	10	15	9	2	15	9	-44	60	
Coach			CHENG Hui-Yun																			
Assistant Coach			LIN Chi Wen																			
			YANG Shu Ching																			

	CHN	TPE
Points from Turnovers	20	11
Points in the Paint	74(37/57)65%	34(17/32)53%
Second Chance Points	15	4
Fast Break Points	19	11
Bench Points	46	33

	CHN	TPE
Biggest Lead	44	7
Biggest Scoring Run	11-0(49-31)	8-0(9-15)
Lead Changes		4
Times Tied		5
Time Leading	32:30	4:51

Legend:			
%	Shooting Percentage	(C)	Captain
AS	Assists	BS	Blocked Shots
FD	Fouls Drawn	M/A	Made / Attempts
OR	Offensive Rebounds	PF	Fouls
ST	Steals	TO	Turnovers
*	Game Starters	DNP	Did Not Play
MIN	Minutes Played	PTS	Points
TOT	Total Rebounds	+/-	Plus-Minus
		DR	Defensive Rebounds
		No.	Uniform Number
		Qx	Quarter Time

Results
比赛成绩

Game 18

INA 69 vs 64 MGL
(15-19, 15-16, 15-13, 24-16)

Game Duration: 1:42

Crew Chief: STEPANENKO Alexey (KAZ)

Commissioner: RI Pyong Hun (PRK)

Umpires: AL SIYABI Issam Nasser Khalfan (OMA); DARAGHMA Anan A. H. (PLE)

	Q1	Q2	Q3	Q4
INA	15	15	15	24
MGL	19	16	13	16

INA - Indonesia

No.	Name	MIN	Field Goals		2 Points		3 Points		Free Throws		Rebounds			AS	TO	ST	BS	PF	FD	+/-	PTS
			M/A	%	M/A	%	M/A	%	M/A	%	OR	DR	TOT								
0	KAHOL Lea Elvensia Wolobubo	0:52									1	1									1
1	LESTARI Dyah	7:26	0/3	0			0/3	0				2	2	1							-1
*2	RETONG Agustin Elya Gradita	28:09	1/1	100	1/1	100								5	3	1		4	1	4	2
*9	KUSUMA Dewa Ayu Made Sriartha	24:29	2/7	29	2/7	29					3	3	6	4		2	2	4	1	7	4
10	KAREN Priscilla Annabel	8:44	0/1	0	0/1	0						2	2	1	2	1					-4
11	SHOIMAH Faizzatus	1:36	0/1	0	0/1	0															-1
13	ANGGRAENI Yuni	15:31	1/6	17	1/3	33	0/3	0				4	4				1	1	1	1	-9
14	ARITONANG Jesslyn Angelique	15:47	4/8	50	3/4	75	1/4	25	2/2	100	1	1	2	1		1		1	1	4	11
*21	ORVILLE Nathania Claresta	32:47	0/6	0	0/1	0	0/5	0			1	3	4	5	2			1	1	15	
25	SUTJIONO Henny	9:19									1		1	4	1			2			1
*26	LOUIS Kimberley Pierre	38:25	14/27	52	14/22	64	0/5	0	16/21	76	1	13	14		1	4		2	13	7	44
*71	ANTONIO Clarita	16:45	2/9	22	0/1	0	2/8	25				1	1	1	3			2		1	6
Team/Coach											10	2	12		1						
Totals			24/69	35	21/41	51	3/28	11	18/23	78	17	32	49	22	13	9	3	17	18	5	69
Coach		HERAWAN Marlina																			
Assistant Coach		WONG Julv																			

MGL - Mongolia

No.	Name	MIN	Field Goals		2 Points		3 Points		Free Throws		Rebounds			AS	TO	ST	BS	PF	FD	+/-	PTS
			M/A	%	M/A	%	M/A	%	M/A	%	OR	DR	TOT								
*2	MUNKHSAIKHAN Tserenikhram	14:36	1/1	100			1/1	100				2	2		3	1		3		11	3
3	BATTOGTOKH Unurzaya	15:22	1/1	100	1/1	100			1/2	50	1	2	3	3	3			1	2	1	3
*4	MURAT Bulbul	26:16	2/11	18	2/5	40	0/6	0			2	2	4	4	2	2		3		-3	4
*5	BAYARMAA Tsatsral	30:39	2/7	29	0/4	0	2/3	67	2/3	67	1	7	8	5	6	1		2	3	-18	8
11	BATKHUYAG Tsaschimeg	21:21	2/8	25	1/2	50	1/6	17			2	3	5		2	2		1	2	-12	5
*13	ONOLBAATAR Khulan	33:57	6/12	50	2/6	33	4/6	67	6/10	60		6	6	3	1		2	5	6	-8	22
*14	BAATAR Bolor-Erdene	34:25	6/14	43	5/9	56	1/5	20	1/2	50	1	7	8	2	1			3	2	-7	14
15	UNDARMAA Sodtsetseg	1:36																			1
16	BATTSOJ Bolor-Erdene	17:18	0/4	0	0/1	0	0/3	0	2/2	100	1	1	2		1	1			2	9	2
20	TUVSHINJARGAL Ulemj	0:22																			3
22	AMARAA Sarantuya	3:58	1/3	33	0/1	0	1/2	50													-2
24	OYUNTSETSEG Zultsetseg	DNP																			3
Team/Coach											6	2	8								
Totals			21/61	34	11/29	38	10/32	31	12/19	63	14	32	46	17	19	7	2	18	17	-5	64
Coach		MISHA Amarjargla																			
Assistant Coach		ZORIGT Tsolmon										BURIAD Altanzaya									

	INA	MGL
Points from Turnovers	18	14
Points in the Paint	30(15/29)52%	12(6/21)29%
Second Chance Points	7	11
Fast Break Points	17	6
Bench Points	13	13

	INA	MGL
Biggest Lead	7	11
Biggest Scoring Run	11-0(65-58)	10-0(3-12)
Lead Changes	8	
Times Tied	3	
Time Leading	7:26	29:28

Legend:					
%	Shooting Percentage	(C)	Captain	*	Game Starters
AS	Assists	BS	Blocked Shots	DNP	Did Not Play
FD	Fouls Drawn	M/A	Made / Attempts	MIN	Minutes Played
OR	Offensive Rebounds	PF	Fouls	PTS	Points
ST	Steals	TO	Turnovers	TOT	Total Rebounds
				+/-	Plus-Minus
				DR	Defensive Rebounds
				No.	Uniform Number
				Qx	Quarter Time

Results

比赛成绩

Game 17

CHN 111 vs 53 IND
(38-7, 20-19, 32-13, 21-14)

Game Duration: 1:29

Crew Chief: KIM Bohui (KOR)

Commissioner: KOLEDROYE Abayomi Olushola (NGR)

Umpires: AL-SUWAIDI Bandar Jassim M J (QAT); TEE Yong Sern (MAS)

	Q1	Q2	Q3	Q4
CHN	38	20	32	21
IND	7	19	13	14

CHN - China

No.	Name	MIN	Field Goals		2 Points		3 Points		Free Throws		Rebounds			AS	TO	ST	BS	PF	FD	+/-	PTS
			M/A	%	M/A	%	M/A	%	M/A	%	OR	DR	TOT								
4	LI Yuan	17:13	3/8	38	2/4	50	1/4	25			1	1	4		2			1		30	7
*5	WANG Siyu (C)	20:03	6/11	55	6/6	100	0/5	0	1/2	50		1	1	8	1	2		1	1	24	13
6	YANG Shuyu	15:41	4/9	44	4/6	67	0/3	0			2	1	3	1			1	2		15	8
7	YANG Liwei	9:17	1/2	50	1/1	100	0/1	0			1	1	2	1						16	2
*8	JIN Weina	15:46	1/2	50			1/2	50			4		3							27	3
*9	LI Meng	11:21	5/9	56	1/2	50	4/7	57				1	1	1	1				2	17	14
10	ZHANG Ru	16:03	4/7	57	2/5	40	2/2	100			1	3	4	2	1	2				37	10
*11	HUANG Sijing	17:09	2/4	50	1/1	100	1/3	33			1	7	8	6		4				38	5
12	PAN Zhenqi	22:51	1/4	25	1/3	33	0/1	0	1/2	50		7	7	4	2			1	1	20	3
13	LUO Xinyu	14:36	2/8	25	0/1	0	2/7	29						2				2	1	8	6
14	LI Yueru	21:48	11/16	69	11/16	69			3/4	75	7	3	10	2	1	1		1	4	29	25
*15	HAN Xu	18:12	7/13	54	6/11	55	1/2	50			3	5	8	3	1					29	15
Team/Coach																					
Totals			47/93	51	35/56	63	12/37	32	5/8	63	24	35	59	35	9	11	1	8	9	58	111
Coach			ZHENG Wei																		
Assistant Coach			RUPEREZ GARCIA Cesar																		

IND - India

No.	Name	MIN	Field Goals		2 Points		3 Points		Free Throws		Rebounds			AS	TO	ST	BS	PF	FD	+/-	PTS
			M/A	%	M/A	%	M/A	%	M/A	%	OR	DR	TOT								
*8	SENTHIL KUMAR Pushpa	37:40	5/13	38	2/8	25	3/5	60	1/2	50	4	7	11	2	7	2		2	3	-55	14
9	Anmolpreet Kaur	21:59	2/4	50	2/4	50					3	3	6	1	3			2		-16	4
11	RANI Sreekala	4:08																		-5	
12	Manmeet Kaur	1:51																		-1	
*14	LIMAYE Shireen Vijay (C)	38:11	5/22	23	3/6	50	2/16	13				8	8	3	2				2	-56	12
15	CHATURVEDI Poonam	1:59																		-8	
16	Sahana Shivamogga Mohan	DNP																			
18	HEMMIGE MAHESHA Bhandavya	12:14	1/3	33	1/2	50	0/1	0			1	1	1	2						-5	2
*19	KUMARI Madhu	22:12	2/6	33	1/3	33	1/3	33						3	1			3		-49	5
20	JOSE Kavitha	5:35	0/1	0	0/1	0								1	1					-4	
*21	RATHINAVEL Sruthy	16:31	1/1	100	1/1	100												1		-36	2
*24	RAMESH Sanjana	37:41	6/15	40	5/12	42	1/3	33	1/2	50		3	3		1			1	3	-55	14
Team/Coach																					
Totals			22/65	34	15/37	41	7/28	25	2/4	50	10	23	33	7	20	5	0	9	8	-58	53
Coach			SAPPANIAMBALAM Baskar																		
Assistant Coach			MOHAN Meenalatha																		

	CHN	IND
Points from Turnovers	23	9
Points in the Paint	66(33/48)69%	22(11/21)52%
Second Chance Points	30	13
Fast Break Points	23	10
Bench Points	61	6

	CHN	IND
Biggest Lead	61	0
Biggest Scoring Run	22-0(36-6)	5-0(54-26)
Lead Changes		1
Times Tied		0
Time Leading	39:43	0:00

Legend:							
%	Shooting Percentage	(C)	Captain	*	Game Starters	+/-	Plus-Minus
AS	Assists	BS	Blocked Shots	DNP	Did Not Play	DR	Defensive Rebounds
FD	Fouls Drawn	M/A	Made / Attempts	MIN	Minutes Played	No.	Uniform Number
OR	Offensive Rebounds	PF	Fouls	PTS	Points	Qx	Quarter Time
ST	Steals	TO	Turnovers	TOT	Total Rebounds		

Results
比赛成绩

Game 12

MGL 62 vs 68 IND
(16-19, 15-20, 13-16, 18-13)

Game Duration: 1:33

Crew Chief: ZEIN Wissam (SYR)

Commissioner: KOOHIESFAHANI Sanam (IRI)

Umpires: KIM Bohui (KOR); AL-HASHEDI Taha Mohammed Nasser (YEM)

	Q1	Q2	Q3	Q4
MGL	16	15	13	18
IND	19	20	16	13

MGL - Mongolia

No.	Name	MIN	Field Goals		2 Points		3 Points		Free Throws		Rebounds			AS	TO	ST	BS	PF	FD	+/-	PTS	
			M/A	%	M/A	%	M/A	%	M/A	%	OR	DR	TOT									
2	MUNKHSAIKHAN Tserenikham	7:13	0/4	0	0/2	0	0/2	0			1	1	2		1				2		-7	
*3	BATTOGTOKH Unurzaya	29:32	2/8	25	0/3	0	2/5	40			2	2	4	9				4	1	-8	6	
*4	MURAT Bulbul	26:59	8/15	53	3/5	60	5/10	50			2	4	6	3	1	1			1	-1	21	
*5	BAYARMAA Tsatsral	33:39	4/11	36	3/6	50	1/5	20			3	5	8	3	2	1		1		-3	9	
11	BATKHUYAG Tsaschimieg	9:47	0/4	0	0/2	0	0/2	0	2/2	100					1			1	1	3	2	
*13	ONOLBAATAR Khulan	32:32	5/18	28	5/13	38	0/5	0	1/2	50	5	5	10	2	3	2	3	2	2	-7	11	
*14	BAATAR Bolor-Erdene	33:47	3/10	30	3/8	38	0/2	0			3	9	12			1		3	1	-3	6	
15	UNDARMAA Sodtsetseg	4:19																	1	-4		
16	BATTSOJ Bolor-Erdene	13:19	2/8	25	0/1	0	2/7	29	1/2	50	2	3	5	1					3	7	7	
20	TUVSHINJARGAL Ulemj	6:33																		-4		
22	AMARAA Sarantuya	DNP																				
24	OYUNTSETSEG Zultsetseg	2:20	0/1	0			0/1	0												-3		
Team/Coach											1	3	4		1							
Totals			24/79	30	14/40	35	10/39	26	4/6	67	19	32	51	18	9	5	3	13	10	-6	62	
Coach		MISHA Amarjargla																				
Assistant Coach		ZORIGT Tsolmon										BURIAD Altanzaya										

IND - India

No.	Name	MIN	Field Goals		2 Points		3 Points		Free Throws		Rebounds			AS	TO	ST	BS	PF	FD	+/-	PTS
			M/A	%	M/A	%	M/A	%	M/A	%	OR	DR	TOT								
*8	SENTHIL KUMAR Pushpa	40:00	12/23	52	10/18	56	2/5	40	4/10	40	7	5	12	3	2	3	3	3	7	6	30
9	Anmolpreet Kaur	20:24	5/9	56	5/9	56			4/6	67	3	6	9		2			2	3	10	14
11	RANI Sreekala	10:11	0/3	0	0/2	0	0/1	0			1	2	3	1						-4	
12	Manmeet Kaur	DNP																			
*14	LIMAYE Shireen Vijay	38:49	5/15	33	1/3	33	4/12	33			2	6	8	7	1	2		2		5	14
15	CHATURVEDI Poonam	3:43	0/2	0	0/2	0						2	2		1					-1	
16	Sahana Shivamogga Mohan	DNP																			
18	HEMMIGE MAHESHA Bhandavaya	5:58																			
*19	KUMARI Madhu	30:38	0/7	0	0/1	0	0/6	0			1	4	5	3	1	1		1	2	7	
20	JOSE Kavitha	3:24										1	1							-1	
*21	RATHINAVEL Sruthy	17:04	1/4	25	1/3	33	0/1	0			1	2	3					2		-2	2
*24	RAMESH Sanjana	29:49	4/11	36	4/8	50	0/3	0				5	5	3			1		1	10	8
Team/Coach											8	4	12								
Totals			27/74	36	21/46	46	6/28	21	8/16	50	23	37	60	17	7	6	4	10	13	6	68
Coach		SAPPANIAMBALAM Baskar																			
Assistant Coach		MOHAN Meenalatha																			

	MGL	IND
Points from Turnovers	11	1
Points in the Paint	24(12/31)39%	36(18/40)45%
Second Chance Points	17	13
Fast Break Points	4	8
Bench Points	9	14

	MGL	IND
Biggest Lead	3	14
Biggest Scoring Run	12-0(53-55)	10-0(16-25)
Lead Changes	11	
Times Tied	6	
Time Leading	2:33	32:22

Legend:			
%	Shooting Percentage	(C)	Captain
AS	Assists	BS	Blocked Shots
FD	Fouls Drawn	M/A	Made / Attempts
OR	Offensive Rebounds	PF	Fouls
ST	Steals	TO	Turnovers
*	Game Starters	DNP	Did Not Play
MIN	Minutes Played	PTS	Points
TOT	Total Rebounds	+/-	Plus-Minus
		DR	Defensive Rebounds
		No.	Uniform Number
		Qx	Quarter Time

Results

比赛成绩

Game 11

INA 52 vs 101 CHN
(6-18, 12-22, 16-31, 18-30)

Game Duration: 1:36

Crew Chief: MUONGMEE Preeda (THA)

Commissioner: KOLEDOYE Abayomi Olushola (NGR)

Umpires: AL-SUWAIDI Bandar Jassim M J (QAT); CELESTE John Lester (PHI)

	Q1	Q2	Q3	Q4
INA	6	12	16	18
CHN	18	22	31	30

INA - Indonesia

No.	Name	MIN	Field Goals		2 Points		3 Points		Free Throws		Rebounds			AS	TO	ST	BS	PF	FD	+/-	PTS
			M/A	%	M/A	%	M/A	%	M/A	%	OR	DR	TOT								
0	KAHOL Lea Elvensia Wolobubo	5:00	1/1	100	1/1	100					1		1							-2	2
1	LESTARI Dyah	10:08	2/2	100	2/2	100					1	4	5					1		-8	4
*2	RETONG Agustin Elya Gradita	29:52	3/5	60	3/3	100	0/2	0	1/2	50		1	1	3	6	1		1	3	-34	7
*9	KUSUMA Dewa Ayu Made Sriartha (C)	18:35	1/3	33	1/3	33			1/1	100		2	2		1			3	2	-25	3
10	KAREN Priscilla Annabel	15:31	1/3	33	1/3	33								1	1			3		-25	2
11	SHOIMAH Faizzatus	1:33										1	1								
13	ANGGRAENI Yuni	14:58	1/4	25	1/4	25						2	2		1		1	1		-36	2
14	ARITONANG Jesslyn Angelique	4:39	0/1	0	0/1	0			2/2	100		1	1	1	2				1	-5	2
21	ORVILLE Nathania Claresta	30:11	1/6	17	1/5	20	0/1	0				2	2	1	2			1		-37	2
*25	SUTJIONO Henny	11:09	0/1	0			0/1	0				1		1	3	1		1		-7	
*26	LOUIS Kimberley Pierre	32:48	8/20	40	7/16	44	1/4	25	5/7	71	1	8	9	1	3	3	1	4	6	-40	22
*71	ANTONIO Clarita	25:36	2/6	33			2/6	33				1	1	1	4	3	1	2		-26	6
Team/Coach											2	3	5		4						
Totals			20/52	38	17/38	45	3/14	21	9/12	75	6	25	31	9	27	8	3	17	12	-49	52
Coach		HERAWAN Marlina																			
Assistant Coach		WONG Julv																			

CHN - China

No.	Name	MIN	Field Goals		2 Points		3 Points		Free Throws		Rebounds			AS	TO	ST	BS	PF	FD	+/-	PTS
			M/A	%	M/A	%	M/A	%	M/A	%	OR	DR	TOT								
4	LI Yuan	23:23	3/7	43	1/2	50	2/5	40				4	4	8	1	1		2	1	27	8
*5	WANG Siyu (C)	18:16	2/4	50	2/3	67	0/1	0			1	1	2	4	2	2		1	2	22	4
6	YANG Shuyu	13:34	3/5	60	1/2	50	2/3	67			1	3	4	2	2	1		1		12	8
7	YANG Liwei	10:35	0/3	0			0/3	0			2		2	5						15	
*8	JIN Weina	8:34	0/1	0			0/1	0			2	3	5	1						14	
*9	LI Meng	18:31	6/12	50	2/4	50	4/8	50	2/2	100		2	2	3		1			1	34	18
10	ZHANG Ru	8:12	1/3	33	1/3	33								2	1					-1	2
*11	HUANG Sijing	24:18	6/11	55	5/8	63	1/3	33			6	5	11	4	2	3		2	2	46	13
12	PAN Zhenqi	11:47	1/2	50	1/2	50					1		1	1	2	2		1	1	7	2
13	LUO Xinyu	22:50	4/8	50	2/4	50	2/4	50	1/2	50	2	1	3	4		3		1	1	20	11
14	LI Yueru	25:05	7/13	54	7/13	54			8/8	100	3	6	9	2	3			3	7	22	22
*15	HAN Xu	14:55	6/15	40	6/14	43	0/1	0	1/2	50	1		1		1		1	1	2	27	13
Team/Coach											3	4	7								
Totals			39/84	46	28/55	51	11/29	38	12/14	86	22	29	51	36	14	13	1	12	17	49	101
Coach		ZHENG Wei																			
Assistant Coach		RUPEREZ GARCIA Cesar																			

	INA	CHN
Points from Turnovers	13	28
Points in the Paint	34(17/32)53%	54(27/48)56%
Second Chance Points	2	15
Fast Break Points	4	10
Bench Points	14	53

	INA	CHN
Biggest Lead	0	55
Biggest Scoring Run	6-0(44-93)	21-0(34-87)
Lead Changes		1
Times Tied		0
Time Leading	0:00	39:57

Legend:			
%	Shooting Percentage	(C)	Captain
AS	Assists	BS	Blocked Shots
FD	Fouls Drawn	M/A	Made / Attempts
OR	Offensive Rebounds	PF	Fouls
ST	Steals	TO	Turnovers
*	Game Starters	DNP	Did Not Play
MIN	Minutes Played	PTS	Points
TOT	Total Rebounds	+/-	Plus-Minus
		DR	Defensive Rebounds
		No.	Uniform Number
		Qx	Quarter Time

Results
比赛成绩

Game 6 **IND 66 vs 46 INA** **Game Duration: 1:34**
(18-14, 11-11, 9-11, 28-10)
Crew Chief: ZEIN Wissam (SYR) **Commissioner:** ZENG Hongtao (CHN)
Umpires: HUANG Yun Hsuan (TPE); ALSALAM Mohamed Hasan Salman (BRN)

	Q1	Q2	Q3	Q4
IND	18	11	9	28
INA	14	11	11	10

IND - India

No.	Name	MIN	Field Goals		2 Points		3 Points		Free Throws		Rebounds			AS	TO	ST	BS	PF	FD	+/-	PTS
			M/A	%	M/A	%	M/A	%	M/A	%	OR	DR	TOT								
*8	SENTHIL KUMAR Pushpa	40:00	5/15	33	5/10	50	0/5	0	8/9	89	2	8	10	3	2	4	2	3	7	20	18
9	Anmolpreet Kaur	6:26										1	1						1		-4
11	RANI Sreekala	10:28	2/6	33	2/6	33			1/2	50		2	2		1		1		1		-5
12	Manmeet Kaur	2:32												1							2
*14	LIMAYE Shireen Vijay	29:29	4/16	25	0/4	0	4/12	33	1/1	100	2	3	5	4	5	2		2	2	25	13
15	CHATURVEDI Poonam	1:55	1/1	100	1/1	100														2	2
16	Sahana Shivamogga Mohan	DNP																			
18	HEMMIGE MAHESHA Bhandavya	8:37	0/2	0	0/1	0	0/1	0							1				1		
*19	KUMARI Madhu	31:23	3/9	33			3/9	33				3	3	3	2	2		2		20	9
20	JOSE Kavitha	3:06	0/1	0	0/1	0									1			1			-3
*21	RATHINAVEL Sruthy	31:42	5/9	56	5/9	56			1/2	50	8	6	14	2	3	2		3	3	22	11
*24	RAMESH Sanjana	34:22	2/7	29	2/4	50	0/3	0	4/6	67		9	9	4		1	2	1	3	21	8
Team/Coach											6	6	12		2						
Totals			22/66	33	15/36	42	7/30	23	15/20	75	18	38	56	17	17	11	5	13	17	20	66
Coach			SAPPANIAMBALAM Baskar																		
Assistant Coach			MOHAN Meenalatha																		

INA - Indonesia

No.	Name	MIN	Field Goals		2 Points		3 Points		Free Throws		Rebounds			AS	TO	ST	BS	PF	FD	+/-	PTS
			M/A	%	M/A	%	M/A	%	M/A	%	OR	DR	TOT								
0	KAHOL Lea Elvensia Wolobubo	3:46									1	1	2								-9
1	LESTARI Dyah	12:06	0/5	0	0/2	0	0/3	0	1/2	50	1	1	2					2	3	-19	1
*2	RETONG Agustin Elya Gradita	32:29	3/8	38	3/7	43	0/1	0			2	2	4	7	7	4		1	2	-8	6
*9	KUSUMA Dewa Ayu Made Sriartha	22:44	2/5	40	2/5	40					5	6	11					3		-21	4
10	KAREN Priscilla Annabel	13:43	2/6	33	2/6	33			1/1	100	3	4	7	2	2			2	1	3	5
11	SHOIMAH Faizzatus	4:59	0/1	0			0/1	0							1						-4
13	ANGGRAENI Yuni	8:20	0/3	0	0/2	0	0/1	0	1/2	50		3	3					3	1	-4	1
14	ARITONANG Jesslyn Angelique	9:07	1/7	14	1/5	20	0/2	0			1	1	2		1			2		-13	2
21	ORVILLE Nathania Claresta	29:44	2/11	18	1/5	20	1/6	17	1/2	50	4	3	7	3	1	3			2	-3	6
*25	SUTJIONO Henny	10:41	0/3	0	0/1	0	0/2	0			2		2	1	1			2	1	-16	
*26	LOUIS Kimberley Pierre	31:03	6/22	27	5/16	31	1/6	17	2/2	100	6	6	12	1	4		2		2	-3	15
*71	ANTONIO Clarita	21:18	2/11	18	0/1	0	2/10	20	0/1	0	1		1	2	1			2	1	-3	6
Team/Coach											4	3	7								
Totals			18/82	22	14/50	28	4/32	13	6/10	60	30	30	60	16	18	7	2	17	13	-20	46
Coach			HERAWAN Marlina																		
Assistant Coach			WONG July																		

	IND	INA
Points from Turnovers	18	11
Points in the Paint	26(13/31)42%	26(13/40)33%
Second Chance Points	9	12
Fast Break Points	13	6
Bench Points	7	15

	IND	INA
Biggest Lead	22	4
Biggest Scoring Run	11-0(66-44)	10-0(20-24)
Lead Changes	7	
Times Tied	4	
Time Leading	29:25	8:06

Legend:			
%	Shooting Percentage	(C)	Captain
AS	Assists	BS	Blocked Shots
FD	Fouls Drawn	M/A	Made / Attempts
OR	Offensive Rebounds	PF	Fouls
ST	Steals	TO	Turnovers
*	Game Starters	DNP	Did Not Play
MIN	Minutes Played	PTS	Points
TOT	Total Rebounds	+/-	Plus-Minus
		DR	Defensive Rebounds
		No.	Uniform Number
		Qx	Quarter Time

Results

比赛成绩

Game 5

CHN 101 vs 46 MGL
(30-15, 30-11, 21-14, 20-6)

Game Duration: 1:35

Crew Chief: MUONGMEE Preeda (THA)

Commissioner: RI Pyong Hun (PRK)

Umpires: AL SIYABI Issam Nasser Khaifan (OMA); CHEON Kamjae (KOR)

	Q1	Q2	Q3	Q4
CHN	30	30	21	20
MGL	15	11	14	6

CHN - China

No.	Name	MIN	Field Goals		2 Points		3 Points		Free Throws		Rebounds			AS	TO	ST	BS	PF	FD	+/-	PTS
			M/A	%	M/A	%	M/A	%	M/A	%	OR	DR	TOT								
4	LI Yuan	17:15	3/6	50	3/5	60	0/1	0			1	1	1	7	1	2		2		30	6
*5	WANG Siyu	21:46	2/9	22	2/5	40	0/4	0	2/4	50	1	3	4	9	1	2	3	1	6	22	6
6	YANG Shuyu	9:57	4/6	67	4/5	80	0/1	0			1	1	2		1					13	8
7	YANG Liwei (C)	13:31	2/3	67	1/2	50	1/1	100				1	1	4	1			3		25	5
*8	JIN Weina	16:55	2/6	33			2/6	33			2	1	3	4		1	1			17	6
*9	LI Meng	13:51	3/8	38	1/1	100	2/7	29	2/2	100		3	3	2		1		2	2	9	10
*10	ZHANG Ru	19:28	3/4	75	2/2	100	1/2	50			1	3	4	2	1	4	1	2		29	7
*11	HUANG Sijing	10:57	2/2	100	2/2	100						5	5	5		1				11	4
12	PAN Zhenqi	17:55	2/5	40	2/3	67	0/2	0	2/2	100	2	4	6	2	1		1	1	2	26	6
13	LUO Xinyu	18:25	4/7	57	2/2	100	2/5	40	0/2	0	2	5	7	2	2			1	1	38	10
14	LI Yueru	17:54	7/10	70	7/10	70			4/6	67	4	7	11		2	1	2	1	5	34	18
*15	HAN Xu	22:06	7/12	58	7/10	70	0/2	0	1/2	50	2	5	7	1	2	1	1		3	21	15
Team/Coach											5	6	11		1						
Totals			41/78	53	33/47	70	8/31	26	11/18	61	20	45	65	38	13	13	10	13	19	55	101
Coach		ZHENG Wei																			
Assistant Coach		RUPEREZ GARCIA Cesar																			

MGL - Mongolia

No.	Name	MIN	Field Goals		2 Points		3 Points		Free Throws		Rebounds			AS	TO	ST	BS	PF	FD	+/-	PTS
			M/A	%	M/A	%	M/A	%	M/A	%	OR	DR	TOT								
*2	MUNKHSAIKHAN Tserenikhamb	20:18	1/8	13	1/4	25	0/4	0	1/2	50	1	5	6		1				1	-28	3
*3	BATTOGTOKH Unurzaya	24:32	0/7	0	0/4	0	0/3	0			1	2	3	3	2	2		5	1	-35	
*4	MURAT Bulbul	29:09	3/18	17	0/7	0	3/11	27	3/4	75	3	4	7		3	3			2	-29	12
5	BAYARMAA Tsatsral	22:38	1/11	9	1/7	14	0/4	0	2/3	67	2	2	4		5			3	3	-35	4
11	BATKHUYAG Tsaschimieg	7:30	1/2	50	1/1	100	0/1	0			1	1	2							-14	2
*13	ONOLBAATAR Khulan	34:40	6/16	38	4/11	36	2/5	40	2/3	67	2	4	6	2	2			2	2	-44	16
*14	BAATAR Bolor-Erdene (C)	25:18	1/5	20	0/1	0	1/4	25	2/2	100	1		1	1	2			4	3	-28	5
15	UNDARMAA Sodtsetseg	3:46	0/1	0			0/1	0				1	1							-11	
16	BATTSOJ Bolor-Erdene	16:23	1/5	20	0/4	0	1/1	100	1/2	50	1		1			1		2	1	-30	4
20	TUVSHINJARGAL Ulemj	8:16										2	2							-13	
22	AMARAA Sarantuya	2:02																		-3	
24	OYUNTSETSEG Zultsetseg	5:28									1		1		2					-5	
Team/Coach											5	2	7		2						
Totals			14/73	19	7/39	18	7/34	21	11/16	69	18	23	41	6	19	6	0	19	13	-55	46
Coach		MISHA Amarjargla																			
Assistant Coach		ZORIGT Tsolmon																			
		BURIAD Altanzaya																			

	CHN	MGL
Points from Turnovers	20	2
Points in the Paint	56(28/41)68%	12(6/32)19%
Second Chance Points	20	17
Fast Break Points	29	4
Bench Points	60	10

	CHN	MGL
Biggest Lead	58	0
Biggest Scoring Run	26-0(95-40)	4-0(69-40)
Lead Changes		1
Times Tied		0
Time Leading	39:45	0:00

Legend:			
%	Shooting Percentage	(C)	Captain
AS	Assists	BS	Blocked Shots
FD	Fouls Drawn	M/A	Made / Attempts
OR	Offensive Rebounds	PF	Fouls
ST	Steals	TO	Turnovers
*	Game Starters	DNP	Did Not Play
MIN	Minutes Played	PTS	Points
TOT	Total Rebounds	+	Plus-Minus
DR	Defensive Rebounds	No.	Uniform Number
Qx	Quarter Time		

Results
比赛成绩

Game 16

KAZ 56 vs 70 HKG
(22-9, 10-25, 14-13, 10-23)

Game Duration: 1:55

Crew Chief: MUONGMEE Preeda (THA)

Commissioner: RI Pyong Hun (PRK)

Umpires: SUTARYO Haryanto (INA); CHEON Kamjae (KOR)

	Q1	Q2	Q3	Q4
KAZ	22	10	14	10
HKG	9	25	13	23

KAZ - Kazakhstan

No.	Name	MIN	Field Goals		2 Points		3 Points		Free Throws		Rebounds			AS	TO	ST	BS	PF	FD	+/-	PTS
			M/A	%	M/A	%	M/A	%	M/A	%	OR	DR	TOT								
1	UMEROVA Liya	DNP																			
*5	GAVRILYUK Rufina	17:26	0/3	0	0/2	0	0/1	0	1/2	50	1	1	2	2	4			2	1	-1	1
6	BAGMET Oxana	20:46	2/3	67	2/3	67						4	4	4	3		4	1	-19	4	
*7	KUZMINA Tamara	35:09	3/14	21	1/5	20	2/9	22	3/6	50	5	6	11	3	1		1	2	5	-12	11
8	ASTAPENKO Mariya	DNP																			
*9	ALISHAUSKAITE-LOPATINA Anastasiya (C)	33:04	5/14	36	2/3	67	3/11	27	2/2	100	1	3	4	1	6	2		4	2	-1	15
11	NURBAYEVA Oxana	14:36	0/1	0	0/1	0			5/10	50	5	5	10	1	3			1	9	-11	5
*13	BEZGODOVA Anna	25:24	3/12	25	3/11	27	0/1	0	2/4	50	12	13	25	2	2	1	1	2	6	-3	8
15	YAKOVLEVA Nadezhda	DNP																			
16	GAMMER Yekaterina	21:45	1/5	20	0/2	0	1/3	33	0/2	0		1	1	2	5	1		4	1	-18	3
*17	KOROLEVA Daria	31:50	1/8	13	0/2	0	1/6	17	6/8	75	4	3	7		7			5	3	-5	9
21	ILYASSOVA Annastasiya	DNP																			
Team/Coach											9	6	15		1			1			
Totals			15/60	25	8/29	28	7/31	23	19/34	56	37	42	79	11	33	7	2	25	28	-14	56
Coach		LOPATIN Vitaliy																			
Assistant Coach		ZULKHARNAY Berik																			

HKG - Hong Kong, China

No.	Name	MIN	Field Goals		2 Points		3 Points		Free Throws		Rebounds			AS	TO	ST	BS	PF	FD	+/-	PTS
			M/A	%	M/A	%	M/A	%	M/A	%	OR	DR	TOT								
1	LUI Shuk Yi	8:04	2/4	50			2/4	50												3	6
4	KO Tsz Ching	1:25													1					-2	
5	LAU Sheung Hok	13:23	2/4	50	1/2	50	1/2	50						2		2		3		7	5
*6	YAM Hui Yin	23:50	1/3	33	1/3	33			5/8	63	2	5	7	2		3		4	4	18	7
*8	TONG Hiu Lui	35:46	5/19	26	3/13	23	2/6	33	2/2	100	5	2	7	3	3	4		3	3	2	14
9	CHAN Tsz Ki	4:28	0/1	0	0/1	0								1						4	
11	CHAN Wai Ping	9:07	1/2	50	1/2	50						1	1					3			2
12	CHAN Yan Man	24:11	3/9	33	2/4	50	1/5	20	2/2	100	2	2	4	2	2	3		4	2	10	9
*13	WONG Po Sze	15:04	0/2	0	0/2	0					1		1		1			4		2	
*21	LI Tsz Kwan (C)	33:35	4/21	19	2/18	11	2/3	67	8/13	62	3	4	7	4	2	5	1	5	11	18	18
*22	TSUI Wing Yu	27:00	2/7	29	1/3	33	1/4	25	4/7	57	2	6	8	3	1	1	1	2	4	14	9
24	WONG Ka Man	4:07	0/1	0			0/1	0							1		1				-6
Team/Coach											5	3	8								
Totals			20/73	27	11/48	23	9/25	36	21/32	66	20	23	43	17	11	20	3	28	24	14	70
Coach		KOON Kin Ho																			
Assistant Coach		WONG Kar Lok																			

	KAZ	HKG
Points from Turnovers	8	29
Points in the Paint	12(6/24)25%	20(10/39)26%
Second Chance Points	20	18
Fast Break Points	13	15
Bench Points	12	22

	KAZ	HKG
Biggest Lead	13	16
Biggest Scoring Run	10-0(10-0)	9-0(46-55)
Lead Changes		4
Times Tied		3
Time Leading	21:11	17:51

Legend:			
%	Shooting Percentage	(C)	Captain
AS	Assists	BS	Blocked Shots
FD	Fouls Drawn	M/A	Made / Attempts
OR	Offensive Rebounds	PF	Fouls
ST	Steals	TO	Turnovers
*	Game Starters	DNP	Did Not Play
MIN	Minutes Played	PTS	Points
TOT	Total Rebounds	+/-	Plus-Minus
		DR	Defensive Rebounds
		No.	Uniform Number
		Qx	Quarter Time

Results

比赛成绩

Game 15

JPN 96 vs 59 PHI
(35-14, 15-12, 16-13, 30-20)

Game Duration: 1:34

Crew Chief: JALADRI Harja (INA)

Commissioner: KOLEDROYE Abayomi Olushola (NGR)

Umpires: ZEIN Wissam (SYR); AL KHAMEES Ahmed Hassan R (KSA)

	Q1	Q2	Q3	Q4
JPN	35	15	16	30
PHI	14	12	13	20

JPN - Japan

No.	Name	MIN	Field Goals		2 Points		3 Points		Free Throws		Rebounds			AS	TO	ST	BS	PF	FD	+/-	PTS		
			M/A	%	M/A	%	M/A	%	M/A	%	OR	DR	TOT										
4	KAWAI Mai	9:31	0/2	0	0/1	0	0/1	0			1	1	1	3	1	1					9		
*8	TAKADA Maki	18:45	1/6	17	0/3	0	1/3	33			1	3	4	2	1			2			15		
11	YABU Minami	6:03	1/2	50	1/1	100	0/1	0				1	1	2		1		1	1	3	2		
12	ASAHINA Azusa	11:24	1/3	33	1/1	100	0/2	0			2	1	3						1	10	2		
15	MOTOHASHI Nako	14:01	3/6	50	2/4	50	1/2	50			1	3	4	4	2			2		9	7		
*27	HAYASHI Saki (C)	18:49	6/10	60	2/2	100	4/8	50	1/2	50	1	2	3	2	1	1			1	22	17		
31	HIRASHITA Aika	21:11	9/17	53	5/5	100	4/12	33	4/4	100	3	1	4	2		3		2	2	15	26		
*32	MIYAZAKI Saori	16:28	2/5	40	1/1	100	1/4	25					8	3	4			2		19	5		
*59	HOSHI Anri	21:42	4/8	50	2/4	50	2/4	50			1		1	4	2	3	3	2		24	10		
75	TODO Nanako	18:18	4/9	44	4/7	57	0/2	0			1	3	4	4		2		1		13	8		
*88	AKAHO Himawari	24:50	4/8	50	3/5	60	1/3	33	3/4	75	3	6	9			1		2	4	27	12		
99	OKOYE Monica	18:58	1/5	20	1/2	50	0/3	0	2/2	100	4	2	6	2	1		2	1	1	19	4		
Team/Coach																							
Totals			36/81	44	22/36	61	14/45	31	10/12	83	22	26	48	33	11	16	5	15	10	37	96		
Coach			ONZUKA Toru																				
Assistant Coach			SUZUKI Yoshikazu									KONNO Kakeru											

PHI - Philippines

No.	Name	MIN	Field Goals		2 Points		3 Points		Free Throws		Rebounds			AS	TO	ST	BS	PF	FD	+/-	PTS		
			M/A	%	M/A	%	M/A	%	M/A	%	OR	DR	TOT										
0	CASTILLO Ana Alicia	23:22	3/8	38	1/1	100	2/7	29			1	3	4		5	2		2		-16	8		
*3	BERNARDINO Afril (C)	10:37	1/5	20	1/4	25	0/1	0			2	2	4	2	1	1	2		1	-7	2		
4	NOLASCO Dianne Camille	1:48																		1			
*6	CABINBIN France Mae	22:18	4/8	50	3/6	50	1/2	50				4	4	4	2	2		1	1	-17	9		
*7	PONTEJOS Janine	23:20	5/13	38	3/7	43	2/6	33	1/1	100		3	3		1			1	1	-22	13		
*9	OZAR Louna	32:45	2/5	40	1/3	33	1/2	50			2	2		2	2			2	1	-20	5		
*10	ANIMAM Jack Daniel	34:58	3/8	38	3/8	38			3/5	60	2	5	7		2			2	3	-37	9		
11	BERBERABE Stefanie	15:54	0/3	0	0/3	0								3	5	2			3	-23			
12	del CARMEN Monique	19:29	3/8	38	3/6	50	0/2	0			1	2	3	2	3			2	1	-19	6		
13	GUYTINGCO Katrina	1:58																		-4			
18	TONGCO Marizze	4:42	1/2	50	0/1	0	1/1	100				1	1						2	-7	3		
19	CACHO Mikka	8:49	1/2	50	1/1	100	0/1	0	2/3	67	2	1	3	1	1				2	-14	4		
Team/Coach																							
Totals			23/62	37	16/40	40	7/22	32	6/9	67	14	24	38	14	24	7	2	10	15	-37	59		
Coach			PATRICK Aquino																				
Assistant Coach			JOSE RAMON Garcia																				

	JPN	PHI
Points from Turnovers	34	8
Points in the Paint	38(19/31)61%	26(13/30)43%
Second Chance Points	16	15
Fast Break Points	33	4
Bench Points	49	21

	JPN	PHI
Biggest Lead	39	0
Biggest Scoring Run	11-0(11-0)	7-0(38-21)
Lead Changes		1
Times Tied		0
Time Leading	39:35	0:00

Legend:							
%	Shooting Percentage	(C)	Captain	*	Game Starters	+/-	Plus-Minus
AS	Assists	BS	Blocked Shots	DNP	Did Not Play	DR	Defensive Rebounds
FD	Fouls Drawn	M/A	Made / Attempts	MIN	Minutes Played	No.	Uniform Number
OR	Offensive Rebounds	PF	Fouls	PTS	Points	Qx	Quarter Time
ST	Steals	TO	Turnovers	TOT	Total Rebounds		

Results
比赛成绩

Game 8	HKG 63 vs 99 PHI	Game Duration: 1:32															
Crew Chief: AL SIYABI Issam Nasser Khalfan (OMA)	Commissioner: ZENG Hongtao (CHN)																
Umpires: CHEON Kamjae (KOR); RAJABIOZOODI Mohammad (IRI)																	
	<table border="1"> <tr> <td></td> <td>Q1</td> <td>Q2</td> <td>Q3</td> <td>Q4</td> </tr> <tr> <td>HKG</td> <td>20</td> <td>14</td> <td>12</td> <td>17</td> </tr> <tr> <td>PHI</td> <td>19</td> <td>23</td> <td>23</td> <td>34</td> </tr> </table>		Q1	Q2	Q3	Q4	HKG	20	14	12	17	PHI	19	23	23	34	
	Q1	Q2	Q3	Q4													
HKG	20	14	12	17													
PHI	19	23	23	34													

HKG - Hong Kong, China

No.	Name	MIN	Field Goals		2 Points		3 Points		Free Throws		Rebounds			AS	TO	ST	BS	PF	FD	+/-	PTS
			M/A	%	M/A	%	M/A	%	M/A	%	OR	DR	TOT								
1	LUI Shuk Yi	9:56	1/6	17	1/2	50	0/4	0			3	3	1	1				3		1	2
4	KO Tsz Ching	5:26											1								-2
5	LAU Sheung Hok	19:55	4/7	57	1/3	33	3/4	75			1	2	3	2	1					-13	11
*6	YAM Hui Yin	13:52	2/5	40	2/5	40			1/2	50	3	2	5	2		1		2	2	-24	5
*8	TONG Hiu Lui	33:20	7/18	39	6/11	55	1/7	14	0/2	0	3	3	6	2	4	3		1	2	-32	15
9	CHAN Tsz Ki	9:16									1	1	1	1	1	1		1	1	-5	
11	CHAN Wai Ping	9:37	1/2	50	1/2	50					1	1	2	1	2			2		4	2
12	CHAN Yan Man	23:23	2/15	13	2/9	22	0/6	0	2/2	100	1	2	3	4	2	1		2	4	-22	6
*13	WONG Po Sze	17:43	5/8	63	5/8	63						3	3	2	1					-14	10
*21	LI Tsz Kwan (C)	25:22	4/7	57	3/5	60	1/2	50	1/4	25	1	3	4		2		1	1	4	-29	10
*22	TSUI Wing Yu	24:14	1/4	25	1/3	33	0/1	0			2	3	5	5	6	2		1		-33	2
24	WONG Ka Man	7:56	0/3	0	0/1	0	0/2	0							1					-11	
Team/Coach											7	2	9								
Totals			27/75	36	22/49	45	5/26	19	4/10	40	19	25	44	21	21	8	1	13	13	-36	63
Coach			KOON Kin Ho																		
Assistant Coach			WONG Kar Lok																		

PHI - Philippines

No.	Name	MIN	Field Goals		2 Points		3 Points		Free Throws		Rebounds			AS	TO	ST	BS	PF	FD	+/-	PTS
			M/A	%	M/A	%	M/A	%	M/A	%	OR	DR	TOT								
0	CASTILLO Ana Alicia	19:24	6/14	43	1/2	50	5/12	42				3	3		2	1				5	17
*3	BERNARDINO Afril	23:54	9/13	69	9/12	75	0/1	0	2/2	100	2	6	8	6	2	3	1	3	1	38	20
4	NOLASCO Dianne Camille	3:21	1/2	50	0/1	0	1/1	100												1	3
*6	CABINBIN France Mae	18:59	2/4	50	2/3	67	0/1	0				3	3	4	1	4				29	4
*7	PONTEJOS Janine	20:39	8/21	38	1/3	33	7/18	39			1	2	3	2		2				32	23
*9	OZAR Louna	21:34	5/8	63	4/5	80	1/3	33				2	2	3				1		27	11
*10	ANIMAM Jack Daniel (C)	26:17	5/12	42	5/12	42			0/5	0	16	6	22	3	2	3	1	3	7	30	10
11	BERBERABE Stefanie	19:00	0/4	0	0/4	0			1/2	50	2	3	5	6		2		1	1	4	1
12	del CARMEN Monique	14:35	3/6	50	2/3	67	1/3	33	1/2	50	1	2	3	3	5				1	6	8
13	GUYTINGCO Katrina	13:19	0/3	0	0/1	0	0/2	0			3	2	5	1	1	1		1	3	1	
18	TONGCO Marizze	7:44										1	1	3	1					2	
19	CACHO Mikka	11:14	1/4	25	1/2	50	0/2	0				1	1		1			4		5	2
Team/Coach											8	3	11		1						
Totals			40/91	44	25/48	52	15/43	35	4/11	36	33	34	67	31	16	16	2	13	13	36	99
Coach			PATRICK Aquino																		
Assistant Coach			JOSE RAMON Garcia																		

	HKG	PHI
Points from Turnovers	15	24
Points in the Paint	28(14/34)41%	50(25/39)64%
Second Chance Points	8	19
Fast Break Points	4	16
Bench Points	21	31

	HKG	PHI
Biggest Lead	2	36
Biggest Scoring Run	9-0(15-16)	11-0(61-97)
Lead Changes		10
Times Tied		2
Time Leading	2:14	36:10

Legend:	% Shooting Percentage	(C) Captain	* Game Starters	+/- Plus-Minus
AS Assists	BS Blocked Shots	DNP Did Not Play	DR Defensive Rebounds	No. Uniform Number
FD Fouls Drawn	M/A Made / Attempts	MIN Minutes Played	PTS Points	Qx Quarter Time
OR Offensive Rebounds	PF Fouls	TOT Total Rebounds		
ST Steals	TO Turnovers			

Results
比赛成绩

Game 7	KAZ 30 vs 92 JPN (12-25, 9-26, 3-25, 6-16)	Game Duration: 1:39															
Crew Chief: HU Jing (CHN)	Commissioner: RI Pyong Hun (PRK)																
Umpires: ALYOUSEF Ahmad Suleiman Abdallah (JOR); YU Yijing (CHN)																	
	<table border="1"> <tr> <td></td> <td>Q1</td> <td>Q2</td> <td>Q3</td> <td>Q4</td> </tr> <tr> <td>KAZ</td> <td>12</td> <td>9</td> <td>3</td> <td>6</td> </tr> <tr> <td>JPN</td> <td>25</td> <td>26</td> <td>25</td> <td>16</td> </tr> </table>		Q1	Q2	Q3	Q4	KAZ	12	9	3	6	JPN	25	26	25	16	
	Q1	Q2	Q3	Q4													
KAZ	12	9	3	6													
JPN	25	26	25	16													

KAZ - Kazakhstan

No.	Name	MIN	Field Goals		2 Points		3 Points		Free Throws		Rebounds			AS	TO	ST	BS	PF	FD	+/-	PTS	
			M/A	%	M/A	%	M/A	%	M/A	%	OR	DR	TOT									
1	UMEROVA Liya	4:06												1	3						-1	
*5	GAVRILYUK Rufina	24:50	0/3	0	0/3	0			2/2	100	2		2	2	2			1	1		-33	2
6	BAGMET Oxana	13:38	0/1	0			0/1	0						1	3			1	1		-25	
*7	KUZMINA Tamara	28:58	2/7	29	2/4	50	0/3	0				4	4	3	4			1	2		-53	4
8	ASTAPENKO Mariya	8:17										1	1		3						-18	
*9	ALISHAUSKAITE-LOPATINA Anastasiya (C)	31:24	2/8	25	2/3	67	0/5	0	2/3	67		1	1	1	4	1			2		-46	6
11	NURBAYEVA Oxana	14:32	1/2	50	1/2	50			1/2	50		2	2		2	1		1	1		-17	3
*13	BEZGODOVA Anna	26:32	0/4	0	0/3	0	0/1	0	4/4	100	1	10	11	1	6				2		-41	4
15	YAKOVLEVA Nadezhda	DNP																				
16	GAMMER Yekaterina	6:36	1/1	100			1/1	100				1	1		1			1			-15	3
*17	KOROLEVA Daria	33:59	2/6	33	2/5	40	0/1	0	3/4	75		5	5	1	7			2	4		-49	7
21	ILYASSOVA Annastasiya	7:08							1/2	50								1	2		-12	1
Team/Coach											3	5	8		5							
Totals			8/32	25	7/20	35	1/12	8	13/17	76	6	29	35	10	40	2	0	9	15		-62	30
Coach			LOPATIN Vitaliy																			
Assistant Coach			ZULKHARNAY Berik																			

JPN - Japan

No.	Name	MIN	Field Goals		2 Points		3 Points		Free Throws		Rebounds			AS	TO	ST	BS	PF	FD	+/-	PTS
			M/A	%	M/A	%	M/A	%	M/A	%	OR	DR	TOT								
4	KAWAI Mai	9:57	0/3	0	0/1	0	0/2	0	1/4	25	1		1	1	2	2			2	11	1
*8	TAKADA Maki	17:12	6/8	75	3/4	75	3/4	75	3/4	75	1	2	3		1	2		1	2	33	18
11	YABU Minami	6:27	0/2	0	0/1	0	0/1	0			1		1						1	6	
12	ASAHINA Azusa	12:17	2/3	67	2/3	67					1	5	6	1		1		4		14	4
15	MOTOHASHI Nako	13:16	0/3	0	0/1	0	0/2	0				2	2	7	2	2			1	18	
*27	HAYASHI Saki (C)	19:25	4/7	57	0/1	0	4/6	67				2	2	3	2			1	1	35	12
31	HIRASHITA Aika	20:35	7/13	54	2/3	67	5/10	50								3		1		27	19
*32	MIYAZAKI Saori	16:57	3/5	60	3/5	60						1	1	8	1	5		2	1	33	6
*59	HOSHI Anri	19:38	2/5	40	2/5	40					2	1	3	1	1	2		1		25	4
75	TODO Nanako	19:46	2/4	50	2/3	67	0/1	0			1	2	3	4	3			1		35	4
88	AKAHO Himawari	17:54	7/11	64	5/6	83	2/5	40	1/1	100		2	2	2	1	2	1	2	1	29	17
*99	OKOYE Monica	26:36	3/12	25	2/5	40	1/7	14			2	3	5	1	1	1		2		44	7
Team/Coach											5	2	7								
Totals			36/76	47	21/38	55	15/38	39	5/9	56	14	22	36	28	9	25	1	15	9	62	92
Coach			ONZUKA Toru																		
Assistant Coach			SUZUKI Yoshikazu KONNO Kakeru																		

	KAZ	JPN
Points from Turnovers	4	48
Points in the Paint	10(5/14)36%	38(19/34)56%
Second Chance Points	4	10
Fast Break Points	2	32
Bench Points	7	45

	KAZ	JPN
Biggest Lead	1	62
Biggest Scoring Run	3-0(7-7)	19-0(14-44)
Lead Changes		3
Times Tied		2
Time Leading	0:24	38:25

Legend:	% Shooting Percentage	(C) Captain	* Game Starters	+/- Plus-Minus
AS Assists	BS Blocked Shots	DNP Did Not Play	DR Defensive Rebounds	No. Uniform Number
FD Fouls Drawn	M/A Made / Attempts	MIN Minutes Played	PTS Points	Qx Quarter Time
OR Offensive Rebounds	PF Fouls	TOT Total Rebounds		
ST Steals	TO Turnovers			

Results
比赛成绩

Game 4 **PHI 83 vs 59 KAZ** **Game Duration: 1:32**
(17-17, 23-9, 20-15, 23-18) **Commissioner: ZENG Hongtao (CHN)**

Crew Chief: JALADRI Harja (INA) **Umpires:** HU Jing (CHN); SUTARYO Haryanto (INA)

	Q1	Q2	Q3	Q4
PHI	17	23	20	23
KAZ	17	9	15	18

PHI - Philippines

No.	Name	MIN	Field Goals		2 Points		3 Points		Free Throws		Rebounds			AS	TO	ST	BS	PF	FD	+/-	PTS
			M/A	%	M/A	%	M/A	%	M/A	%	OR	DR	TOT								
0	CASTILLO Ana Alicia	16:57	5/13	38	0/3	0	5/10	50											2	19	15
3	BERNARDINO Afril	22:11	5/8	63	5/7	71	0/1	0	1/2	50	2	3	5	2	3	2		1	2	24	11
4	NOLASCO Dianne Camille	9:49	0/4	0	0/1	0	0/3	0			1	1	2							-3	
6	CABINBIN France Mae	19:41	3/9	33	2/5	40	1/4	25			3	4	7	4	2	1				9	7
7	PONTEJOS Janine	16:41	7/15	47	0/2	0	7/13	54				1	1	1		1		2		7	21
9	OZAR Louna	15:13	1/4	25	1/3	33	0/1	0			1	1	2	1	2	1				3	2
10	ANIMAM Jack Daniel (C)	25:39	6/12	50	6/12	50			0/1	0	6	8	14	1		1	3	3	3	26	12
11	BERBERABE Stefanie	16:18	4/7	57	4/7	57					1	2	3	6	1	3		1		23	8
12	del CARMEN Monique	15:26	1/3	33	1/3	33			1/2	50	1	1	2	1			1	3	10	3	
13	GUYTINGCO Katrina	15:08							0/3	0	1	1	2	1	2		1	2	-4		
18	TONGCO Marizze	11:54	1/5	20	1/1	100	0/4	0			1		1	3		6		1	4	2	
19	CACHO Mikka	15:03	1/4	25	1/3	33	0/1	0			1	2	3				3		2	2	
Team/Coach											5	6	11		1						
Totals			34/84	40	21/47	45	13/37	35	2/8	25	23	30	53	19	11	15	0	12	13	24	83
Coach		PATRICK Aquino																			
Assistant Coach		JOSE RAMON Garcia																			

KAZ - Kazakhstan

No.	Name	MIN	Field Goals		2 Points		3 Points		Free Throws		Rebounds			AS	TO	ST	BS	PF	FD	+/-	PTS
			M/A	%	M/A	%	M/A	%	M/A	%	OR	DR	TOT								
1	UMEROVA Liya	9:25	0/1	0			0/1	0			1	1	2		2	1		2		-8	
5	GAVRILYUK Rufina	16:32	3/6	50	1/2	50	2/4	50				1	1	1	1		4	2	-5	8	
6	BAGMET Oxana	20:02	3/4	75	3/4	75					6	6	6	4	4	1			-3	6	
7	KUZMINA Tamara	27:00	4/10	40	2/5	40	2/5	40	2/2	100		3	3	2	5		2	3	-16	12	
8	ASTAPENKO Mariya	7:22	0/3	0	0/3	0						1	1	1					-1		
9	ALISHAUSKAITE-LOPATINA Anastasiya (C)	22:05	1/8	13	0/2	0	1/6	17			1	1	2	1	4	1		2	-24	3	
11	NURBAYEVA Oxana	14:53	1/3	33	1/3	33			1/2	50	4	2	6		1	1		1	-8	3	
13	BEZGODOVA Anna	19:01	5/14	36	5/14	36			2/2	100	4	6	10	1			1	1	-11	12	
15	YAKOVLEVA Nadezhda	2:39										1	1						-5		
16	GAMMER Yekaterina	17:01	0/5	0	0/2	0	0/3	0						1			1	1	-1		
17	KOROLEVA Daria	35:46	2/7	29	2/3	67	0/4	0	7/8	88	3	4	7		4	1	2	4	-24	11	
21	ILYASSOVA Annastasiya	8:14	2/3	67	2/2	100	0/1	0				2	2						-14	4	
Team/Coach												5	6		1						
Totals			21/64	33	16/40	40	5/24	21	12/14	86	14	33	47	10	23	5	2	13	12	-24	59
Coach		LOPATIN Vitaliy																			
Assistant Coach		ZULKHARNAY Berik																			

	PHI	KAZ
Points from Turnovers	27	4
Points in the Paint	36(18/35)51%	26(13/34)38%
Second Chance Points	13	9
Fast Break Points	16	2
Bench Points	30	13

	PHI	KAZ
Biggest Lead	28	3
Biggest Scoring Run	20-0(47-26)	9-0(60-41)
Lead Changes	7	
Times Tied	6	
Time Leading	32:41	2:03

Legend:

%	Shooting Percentage	(C)	Captain	*	Game Starters	+/-	Plus-Minus
AS	Assists	BS	Blocked Shots	DNP	Did Not Play	DR	Defensive Rebounds
FD	Fouls Drawn	M/A	Made / Attempts	MIN	Minutes Played	No.	Uniform Number
OR	Offensive Rebounds	PF	Fouls	PTS	Points	Qx	Quarter Time
ST	Steals	TO	Turnovers	TOT	Total Rebounds		

Results
比赛成绩

Game 3	JPN 118 vs 46 HKG		Game Duration: 1:35
Crew Chief: KIM Bohui (KOR)	(32-12, 39-16, 29-8, 18-10)		Commissioner: RI Pyong Hun (PRK)
Umpires: AL-SUWAIDI Bandar Jassim M J (QAT); TEE Yong Sern (MAS)			
	Q1	Q2	Q3
JPN	32	39	29
HKG	12	16	8
	Q4		
	18		
	10		

JPN - Japan

No.	Name	MIN	Field Goals		2 Points		3 Points		Free Throws		Rebounds			AS	TO	ST	BS	PF	FD	+/-	PTS
			M/A	%	M/A	%	M/A	%	M/A	%	OR	DR	TOT								
4	KAWAI Mai	11:51	1/3	33	0/1	0	1/2	50			1	2	3	7	1	3		1	1	28	3
*8	TAKADA Maki	20:14	8/14	57	6/10	60	2/4	50	4/4	100	3	9	12	2	1	1			3	36	22
11	YABU Minami	16:25	1/5	20	0/2	0	1/3	33			1	5	6	3		2		1	1	35	3
12	ASAHINA Azusa	22:50	8/17	47	7/13	54	1/4	25			3	5	8		2	2		2		46	17
15	MOTOHASHI Nako	13:28	4/4	100	2/2	100	2/2	100			1	1	2	2	4	4		2		17	10
*27	HAYASHI Saki (C)	21:10	4/11	36	3/5	60	1/6	17			1	2	3	1				1		32	9
31	HIRASHITA Aika	18:49	6/12	50	4/4	100	2/8	25			1	1	2	2		1		1		40	14
*32	MIYAZAKI Saori	14:40	0/1	0			0/1	0	2/2	100		3	3	8	2			1	1	27	2
*59	HOSHI Anri	22:46	6/6	100	2/2	100	4/4	100	0/1	0		1	1	4	1	3		2	2	49	16
75	TODO Nanako	17:13	6/7	86	5/6	83	1/1	100			3	1	4	4	1	2		4		23	13
88	AKAHO Himawari	DNP																			
*99	OKOYE Monica	20:29	4/9	44	4/6	67	0/3	0	1/3	33	3	1	4	1		1	3		3	27	9
Team/Coach											3	3	6		1						
Totals			48/89	54	33/51	65	15/38	39	7/10	70	20	34	54	36	13	15	3	15	11	72	118
Coach			ONZUKA Toru																		
Assistant Coach			SUZUKI Yoshikazu									KONNO Kakeru									

HKG - Hong Kong, China

No.	Name	MIN	Field Goals		2 Points		3 Points		Free Throws		Rebounds			AS	TO	ST	BS	PF	FD	+/-	PTS
			M/A	%	M/A	%	M/A	%	M/A	%	OR	DR	TOT								
1	LUI Shuk Yi	13:40	0/5	0	0/2	0	0/3	0				1	1		4		1			-40	
4	KO Tsz Ching	9:23	1/1	100	1/1	100					1		1	1	2			1		-26	2
5	LAU Sheung Hok	13:48												1	3			1	1	-33	
*6	YAM Hui Yin	15:20	0/1	0	0/1	0			1/2	50	2	2	4				1		1	-19	1
*8	TONG Hiu Lui	24:55	1/14	7	1/11	9	0/3	0	1/2	50	3	1	4		3	2		2	4	-41	3
9	CHAN Tsz Ki	13:02	0/1	0	0/1	0						4	4		1	1			1	-21	
11	CHAN Wai Ping	21:24	2/3	67	2/3	67					1	1	1							-57	4
12	CHAN Yan Man	18:47	4/16	25	4/13	31	0/3	0	0/2	0	5	2	7	3	5			2	2	-23	8
*13	WONG Po Sze	13:03	1/3	33	1/3	33						2	2		1					-19	2
*21	LI Tsz Kwan (C)	28:40	7/13	54	5/11	45	2/2	100	4/6	67		2	2	1	4	5	1	1	5	-45	20
*22	TSUI Wing Yu	11:07	0/3	0	0/2	0	0/1	0	1/2	50	1		1		2	1		4	1	-12	1
24	WONG Ka Man	16:46	2/8	25	1/3	33	1/5	20				2	2		1					-24	5
Team/Coach											10	6	16		3						
Totals			18/69	26	15/51	29	3/18	17	7/14	50	22	23	45	6	29	9	3	11	15	-72	46
Coach			KOON Kin Ho																		
Assistant Coach			WONG Kar Lok																		

	JPN	HKG
Points from Turnovers	44	12
Points in the Paint	58(29/42)69%	22(11/37)30%
Second Chance Points	19	16
Fast Break Points	38	13
Bench Points	60	19

	JPN	HKG
Biggest Lead	75	0
Biggest Scoring Run	14-0(103-36)	6-0(73-34)
Lead Changes		1
Times Tied		2
Time Leading	39:31	0:00

Legend:	% Shooting Percentage	(C) Captain	* Game Starters	+/- Plus-Minus
AS Assists	BS Blocked Shots	DNP Did Not Play	DR Defensive Rebounds	
FD Fouls Drawn	M/A Made / Attempts	MIN Minutes Played	No. Uniform Number	
OR Offensive Rebounds	PF Fouls	PTS Points	Qx Quarter Time	
ST Steals	TO Turnovers	TOT Total Rebounds		

Results
比赛成绩

Game 14

PRK 105 vs 49 THA
(27-16, 26-14, 29-10, 23-9)

Game Duration: 1:41

Crew Chief: AL-HASHEDI Taha Mohammed Nasser (YEM)

Commissioner: KOOHIESFAHANI Sanam (IRI)

Umpires: RAJABIOZOODI Mohammad (IRI); CELESTE John Lester (PHI)

	Q1	Q2	Q3	Q4
PRK	27	26	29	23
THA	16	14	10	9

PRK - DPR Korea

No.	Name	MIN	Field Goals		2 Points		3 Points		Free Throws		Rebounds			AS	TO	ST	BS	PF	FD	+/-	PTS
			M/A	%	M/A	%	M/A	%	M/A	%	OR	DR	TOT								
4	PAK Yujung	6:52	1/1	100			1/1	100						2	1					14	3
5	KIM Hyeon	DNP																			
6	KIM Soyon	9:49	1/1	100			1/1	100			5	5	3	1				1		21	3
7	RI Unjong	34:18	11/22	50	4/8	50	7/14	50	2/3	67		1	1	3	1	4		1	2	55	31
*8	KANG Hyangmi	30:11	0/2	0	0/1	0	0/1	0			1	5	6	13	2			2	1	35	
9	AN Hyonju	DNP																			
*10	HONG Ryona	25:34	5/9	56	3/5	60	2/4	50	2/2	100		1	1	3	1	2			2	38	14
*11	KIM Ryujong	27:51	1/6	17	1/4	25	0/2	0			1	2	3	3	2	1		1	1	27	2
*12	RO Sukyong (C)	33:08	5/9	56	2/3	67	3/6	50	2/2	100	1	6	7	7	5	3	1		1	42	15
14	AN Hyongyong	DNP																			
15	KO Ungyong	1:05							1/2	50		1	1						1	3	1
*17	PAK Jina	31:12	13/18	72	13/18	72			10/11	91	4	10	14		5	1	7	2	7	45	36
Team/Coach											7	3	10								
Totals			37/68	54	23/39	59	14/29	48	17/20	85	14	34	48	34	16	12	9	7	15	56	105
Coach		JONG Songsim																			
Assistant Coach		KIM Cholsun																			

THA - Thailand

No.	Name	MIN	Field Goals		2 Points		3 Points		Free Throws		Rebounds			AS	TO	ST	BS	PF	FD	+/-	PTS
			M/A	%	M/A	%	M/A	%	M/A	%	OR	DR	TOT								
*2	AMPHAWA Thuamon (C)	30:32	2/7	29	2/5	40	0/2	0				2	2	3	5	2				-48	4
11	SUPYEN Pimchosita	DNP																			
*24	LUMDABPANG Thunchanok	27:59	3/9	33	3/8	38	0/1	0	2/2	100	2	4	6		4	2		2	1	-37	8
*25	WONGTAPHA Sasiporn	29:46	3/12	25	3/10	30	0/2	0			1	4	5	1	3	2		2	1	-43	6
*29	UDOMSUK Rattiyakorn	29:15	5/13	38	3/4	75	2/9	22	3/3	100		2	2		2	1		3	2	-33	15
41	SAISAMARN Wanatsanan	1:05										1	1							-3	
42	TATE Lalia Kwan	5:57	0/1	0	0/1	0						1	1						1	-21	
45	RUNGRUEANG Jirawan	21:18	2/5	40	1/4	25	1/1	100							2	1		1		-28	5
67	SUMMAT Warinthon	11:49	1/5	20	0/2	0	1/3	33						2	2	1		1		-21	3
88	HEWCHAIYAPHUM Laksamee	21:32	2/4	50	2/4	50						2	2		2			4	2	-33	4
*93	PRAJUAPSOOK Kanokwan	18:55	2/5	40	2/5	40					1	2	3	1			1	2		-8	4
95	SAKARET Chosita	1:52																		-5	
Team/Coach											3	1	4		3						
Totals			20/61	33	16/43	37	4/18	22	5/5	100	7	19	26	7	23	9	1	15	7	-56	49
Coach		SAMSON Federico																			
Assistant Coach		BANMOO Naruemol																			

	PRK	THA
Points from Turnovers	32	9
Points in the Paint	42(21/34)62%	26(13/35)37%
Second Chance Points	18	2
Fast Break Points	0	5
Bench Points	38	12

	PRK	THA
Biggest Lead	56	0
Biggest Scoring Run	18-0(58-30)	7-0(87-47)
Lead Changes		1
Times Tied		0
Time Leading	39:49	0:00

Legend:							
%	Shooting Percentage	(C)	Captain	*	Game Starters	+/-	Plus-Minus
AS	Assists	BS	Blocked Shots	DNP	Did Not Play	DR	Defensive Rebounds
FD	Fouls Drawn	M/A	Made / Attempts	MIN	Minutes Played	No.	Uniform Number
OR	Offensive Rebounds	PF	Fouls	PTS	Points	Qx	Quarter Time
ST	Steals	TO	Turnovers	TOT	Total Rebounds		

Results

比赛成绩

Game 13

KOR 87 vs 59 TPE
(21-18, 24-19, 18-11, 24-11)

Game Duration: 1:40

Crew Chief: NIKOGOSSYAN Yana (KAZ)

Commissioner: ZENG Hongtao (CHN)

Umpires: ALSALAM Mohamed Hasan Salman (BRN); ALYOUSEF Ahmad Suleiman Abdallah (JOR)

	Q1	Q2	Q3	Q4
KOR	21	24	18	24
TPE	18	19	11	11

KOR - Republic of Korea

No.	Name	MIN	Field Goals		2 Points		3 Points		Free Throws		Rebounds			AS	TO	ST	BS	PF	FD	+/-	PTS	
			M/A	%	M/A	%	M/A	%	M/A	%	OR	DR	TOT									
1	SHIN Jihyun	2:39	2/4	50	1/2	50	1/2	50								1					10	5
*3	KANG Leeseul	20:25	1/5	20	1/2	50	0/3	0	2/2	100	1	2	3	1	3	1		4	1	4	4	4
*5	AN Heji	37:20	3/4	75	2/3	67	1/1	100			1	4	5	9	3			3	1	21	7	
6	LEE Sohee	11:40	2/5	40	2/3	67	0/2	0	1/1	100	1	1	2			2		1	2	16	5	
7	PARK Jisu	DNP																				
9	LEE Kyungeun	DNP																				
10	KANG Yoolim	DNP																				
*11	PARK Jihyun	34:36	3/7	43	2/5	40	1/2	50	8/8	100	3	8	11		5	4		1	5	23	15	
12	LEE Haeran	13:17	4/7	57	3/6	50	1/1	100	2/2	100	1	3	4	1	1	1	1	3	1	8	11	
*13	KIM Danbi (C)	28:29	7/13	54	5/9	56	2/4	50	2/2	100	1	5	6	3	5	3	2	1	1	20	18	
17	YANG Inyoung	20:43	4/9	44	4/9	44					2	1	3	1		1	1	2		23	8	
*31	JIN An	30:46	7/12	58	7/11	64	0/1	0			6	2	8	3	2	1	1	1	2	18	14	
Team/Coach											1	2	3									
Totals			33/66	50	27/50	54	6/16	38	15/15	100	17	28	45	18	19	14	5	16	13	28	87	
Coach		JUNG Sunmin																				
Assistant Coach		CHOI Youn Ah																				

TPE - Chinese Taipei

No.	Name	MIN	Field Goals		2 Points		3 Points		Free Throws		Rebounds			AS	TO	ST	BS	PF	FD	+/-	PTS
			M/A	%	M/A	%	M/A	%	M/A	%	OR	DR	TOT								
2	PAN Tzu-Yin	13:42	0/2	0	0/2	0			1/2	50				2	3			1	2	-14	1
*3	LO Pin	26:18	0/5	0	0/3	0	0/2	0				2	2		2	3		1		-13	
4	CHEN Yen Yu	16:23	2/6	33	1/3	33	1/3	33	4/4	100				1	2	2		2	2	-20	9
*6	CHEN Wei-An	20:15	5/7	71	4/6	67	1/1	100	3/4	75	1	4	5	1	1	2		2	3	-6	14
*11	CHENG I-Hsiu (C)	25:12	1/8	13	1/6	17	0/2	0			4	1	5	5	3	1		2	1	-12	2
*12	LIN Yu-Ting	26:53	7/12	58	7/11	64	0/1	0	2/3	67	1	1	2	1	4			1	2	-14	16
13	CHO Ching	DNP																			
17	HUANG Ling-Chuan	13:41	1/4	25	0/2	0	1/2	50				1	1			1		1		-15	3
19	HSU Yu-Lien	13:53	2/3	67	2/3	67								1				2		-10	4
22	LIN Tieh	20:38	2/9	22	2/8	25	0/1	0	1/3	33	6	3	9					1	5	-28	5
24	LIU Hsi-Yeh	3:15	0/2	0	0/1	0	0/1	0												-6	
*55	PENG Hsiao Tong	19:45	2/4	50	1/3	33	1/1	100			1	1	2	1	6	2		2	1	-2	5
Team/Coach											3	3	6								
Totals			22/62	35	18/48	38	4/14	29	11/16	69	16	16	32	13	21	11	0	13	16	-28	59
Coach		CHENG Hui-Yun																			
Assistant Coach		LIN Chi Wen										YANG Shu Ching									

	KOR	TPE
Points from Turnovers	20	13
Points in the Paint	40(20/33)61%	32(16/32)50%
Second Chance Points	20	6
Fast Break Points	6	4
Bench Points	29	22

	KOR	TPE
Biggest Lead	28	7
Biggest Scoring Run	12-0(21-16)	6-0(29-31)
Lead Changes		4
Times Tied		3
Time Leading	28:54	8:19

Legend:							
%	Shooting Percentage	(C)	Captain	*	Game Starters	+/-	Plus-Minus
AS	Assists	BS	Blocked Shots	DNP	Did Not Play	DR	Defensive Rebounds
FD	Fouls Drawn	M/A	Made / Attempts	MIN	Minutes Played	No.	Uniform Number
OR	Offensive Rebounds	PF	Fouls	PTS	Points	Qx	Quarter Time
ST	Steals	TO	Turnovers	TOT	Total Rebounds		

Results
比赛成绩

Game 10

THA 54 vs 58 TPE
(16-19, 16-13, 11-6, 11-20)

Game Duration: 1:39

Crew Chief: JALADRI Harja (INA)

Commissioner: KOOHIESFAHANI Sanam (IRI)

Umpires: NIKOGOSSYAN Yana (KAZ); DARAGHMA Anan A. H. (PLE)

	Q1	Q2	Q3	Q4
THA	16	16	11	11
TPE	19	13	6	20

THA - Thailand

No.	Name	MIN	Field Goals		2 Points		3 Points		Free Throws		Rebounds			AS	TO	ST	BS	PF	FD	+/-	PTS
			M/A	%	M/A	%	M/A	%	M/A	%	OR	DR	TOT								
*2	AMPHAWA Thuamon (C)	33:27	3/8	38	2/5	40	1/3	33			6	6	2	5	2	1	3			3	7
11	SUPYEN Pimchosita	DNP																			
*24	LUMDABPANG Thunchanok	37:24	4/13	31	4/11	36	0/2	0	4/4	100	5	15	20	4	5		2	4	2	-4	12
*25	WONGTAPHA Sasiporn	34:46	4/9	44	3/7	43	1/2	50	2/2	100		6	6	4	8	2	1	4	2		11
*29	UDOMSUK Rattiyakorn	34:52	5/10	50	4/7	57	1/3	33	3/4	75	1	2	3	4	4	1		1	5	-7	14
41	SAISAMARN Wanatsanan	DNP																			
42	TATE Lalia Kwan	DNP																			
45	RUNGRUEANG Jirawan	13:44	1/6	17	0/3	0	1/3	33	0/1	0	1	1	2		2	1			2	-9	3
67	SUMMAT Warinthon	9:20	1/3	33	0/1	0	1/2	50	0/2	0		3	3	1	2			1	1	-3	3
88	HEWCHAIYAPHUM Laksamee	2:32										1	1							-2	
*93	PRAJUAPSOOK Kanokwan	33:55	1/8	13	1/8	13			2/2	100	2	7	9	1	1	1	1	2	1	2	4
95	SAKARET Chosita	DNP																			
Team/Coach											5	5	10								
Totals			19/57	33	14/42	33	5/15	33	11/15	73	14	46	60	16	27	7	5	15	13	-4	54
Coach		SAMSON Federico																			
Assistant Coach		BANMOO Naruemol																			

TPE - Chinese Taipei

No.	Name	MIN	Field Goals		2 Points		3 Points		Free Throws		Rebounds			AS	TO	ST	BS	PF	FD	+/-	PTS
			M/A	%	M/A	%	M/A	%	M/A	%	OR	DR	TOT								
*2	PAN Tzu-Yin	15:48	1/2	50	1/1	100	0/1	0	3/5	60		1	1		2	1		2	4	-5	5
3	LO Pin	29:08	4/11	36	2/6	33	2/5	40	1/1	100	1	2	3	2	2	4		3	1	12	11
4	CHEN Yen Yu	19:04	0/5	0	0/3	0	0/2	0				3	3	3					1	-6	
*6	CHEN Wei-An	23:00	3/9	33	3/7	43	0/2	0	1/2	50	2	5	7		3		2	1	2	-3	7
*11	CHENG I-Hsiu	20:53	3/9	33	3/9	33			1/2	50	2	4	6		1	1	1	2	1	-8	7
*12	LIN Yu-Ting	19:57	1/6	17	0/4	0	1/2	50				2	2	6	1	3	1		2	5	3
13	CHO Ching	3:38							1/2	50									2	2	1
17	HUANG Ling-Chuan	9:11	1/9	11	0/3	0	1/6	17				2	2	1		1		2		2	3
19	HSU Yu-Lien	17:00	3/9	33	3/9	33					3	2	5		1	2				7	6
22	LIN Tieh	19:07	2/9	22	2/9	22			1/2	50	3	5	8	2		1			2	12	5
*24	LIU Hsi-Yeh (C)	5:11	0/4	0	0/2	0	0/2	0			1	1	2							-6	
55	PENG Hsiao Tong	18:03	4/7	57	2/5	40	2/2	100			1		1	3	2	5		1		10	10
Team/Coach											5	1	6								
Totals			22/80	28	16/58	28	6/22	27	8/14	57	18	28	46	17	12	18	4	13	15	4	58
Coach		CHENG Hui-Yun																			
Assistant Coach		LIN Chi Wen										YANG Shu Ching									

	THA	TPE
Points from Turnovers	4	27
Points in the Paint	22(11/31)35%	32(16/42)38%
Second Chance Points	9	13
Fast Break Points	21	19
Bench Points	6	36

	THA	TPE
Biggest Lead	10	9
Biggest Scoring Run	9-0(9-0)	12-0(12-18)
Lead Changes	6	
Times Tied	5	
Time Leading	22:38	12:16

Legend:			
%	Shooting Percentage	(C)	Captain
AS	Assists	BS	Blocked Shots
FD	Fouls Drawn	M/A	Made / Attempts
OR	Offensive Rebounds	PF	Fouls
ST	Steals	TO	Turnovers
*	Game Starters	DNP	Did Not Play
MIN	Minutes Played	PTS	Points
TOT	Total Rebounds	+/-	Plus-Minus
		DR	Defensive Rebounds
		No.	Uniform Number
		Qx	Quarter Time

Results

比赛成绩

Game 9

PRK 62 vs 81 KOR
(13-11, 12-22, 17-29, 20-19)

Game Duration: 1:40

Crew Chief: SKAYEM Paul (LBN)

Commissioner: KOLEDROYE Abayomi Olushola (NGR)

Umpires: STEPANENKO Alexey (KAZ); TEE Yong Sern (MAS)

	Q1	Q2	Q3	Q4
PRK	13	12	17	20
KOR	11	22	29	19

PRK - DPR Korea

No.	Name	MIN	Field Goals		2 Points		3 Points		Free Throws		Rebounds			AS	TO	ST	BS	PF	FD	+/-	PTS
			M/A	%	M/A	%	M/A	%	M/A	%	OR	DR	TOT								
4	PAK Yujong	DNP																			
5	KIM Hyeyon	DNP																			
6	KIM Soyon	8:17	1/4	25			1/4	25										3	1	-14	3
7	RI Unjong	33:54	6/17	35	4/6	67	2/11	18			3		3	2	2	3		1	1	-18	14
*8	KANG Hyangmi	28:29	0/1	0			0/1	0			2	1	3		3	1		2	1	-3	
9	AN Hyonju	DNP																			
*10	HONG Ryona	31:17	4/15	27	0/3	0	4/12	33						2				3	1	-5	12
*11	KIM Ryujong	17:12	0/3	0	0/1	0	0/2	0			3	3	6	2	1			1	1	-17	
*12	RO Sukyong (C)	39:43	2/12	17	2/6	33	0/6	0				4	4	9	4	3	2	2	3	-19	4
14	AN Hyongyong	DNP																			
15	KO Ungyong	DNP																			
*17	PAK Jina	39:43	12/21	57	12/21	57			5/6	83	4	13	17	4	5	2	1	3	7	-19	29
Team/Coach											2	3	5		1						
Totals			25/73	34	18/37	49	7/36	19	5/6	83	14	24	38	19	16	9	3	15	15	-19	62
Coach		JONG Songsim																			
Assistant Coach		KIM Cholsun																			

KOR - Republic of Korea

No.	Name	MIN	Field Goals		2 Points		3 Points		Free Throws		Rebounds			AS	TO	ST	BS	PF	FD	+/-	PTS
			M/A	%	M/A	%	M/A	%	M/A	%	OR	DR	TOT								
1	SHIN Jihyun	6:33												1							18
*3	KANG Leeseul	27:08	6/10	60	2/2	100	4/8	50				3	3	2				1	1	-1	16
5	AN Heji	7:55																1	1	-4	
6	LEE Sohee	11:10	2/4	50	1/2	50	1/2	50				1	1	2	1			1	1	21	5
*7	PARK Jisu	36:19	8/17	47	7/16	44	1/1	100	1/5	20	3	10	13	6	6	4	3	4	6	20	18
*9	LEE Kyungeun	18:14	4/4	100	3/3	100	1/1	100			2	1	3	6	3					7	9
10	KANG Yoolim	DNP																			
*11	PARK Jihyun	35:45	4/12	33	3/9	33	1/3	33	3/3	100	2	10	12	2	3	5	1	2	2	10	12
12	LEE Haeran	11:51	2/4	50	2/3	67	0/1	0	1/1	100	1	2	3		2	1		2	2	12	5
*13	KIM Danbi (C)	37:52	6/15	40	5/11	45	1/4	25	3/3	100	1	3	4	7	2	3	1	1	3	18	16
17	YANG Inyoung	3:24																2		-1	
31	JIN An	2:24																1		-5	
Team/Coach											4	4	8								
Totals			32/66	48	23/46	50	9/20	45	8/12	67	13	34	47	26	18	13	5	15	15	19	81
Coach		JUNG Sunmin																			
Assistant Coach		CHOI Youn Ah																			

	PRK	KOR
Points from Turnovers	21	20
Points in the Paint	34(17/30)57%	36(18/28)64%
Second Chance Points	9	18
Fast Break Points	2	16
Bench Points	17	10

	PRK	KOR
Biggest Lead	10	21
Biggest Scoring Run	8-0(8-2)	11-0(21-22)
Lead Changes		7
Times Tied		2
Time Leading	12:41	25:44

Legend:			
%	Shooting Percentage	(C)	Captain
AS	Assists	BS	Blocked Shots
FD	Fouls Drawn	M/A	Made / Attempts
OR	Offensive Rebounds	PF	Fouls
ST	Steals	TO	Turnovers
*	Game Starters	DNP	Did Not Play
MIN	Minutes Played	PTS	Points
TOT	Total Rebounds	+/-	Plus-Minus
		DR	Defensive Rebounds
		No.	Uniform Number
		Qx	Quarter Time

Results
比赛成绩

Game 2	TPE 77 vs 91 PRK		(17-14, 16-22, 25-33, 19-22)		Game Duration: 1:44
Crew Chief: NIKOGOSSYAN Yana (KAZ)				Commissioner: KOOHIESFAHANI Sanam (IRI)	
Umpires: ALYOUSEF Ahmad Suleiman Abdallah (JOR); DARAGHMA Anan A. H. (PLE)					
	Q1	Q2	Q3	Q4	
TPE	17	16	25	19	
PRK	14	22	33	22	

TPE - Chinese Taipei

No.	Name	MIN	Field Goals		2 Points		3 Points		Free Throws		Rebounds			AS	TO	ST	BS	PF	FD	+/-	PTS	
			M/A	%	M/A	%	M/A	%	M/A	%	OR	DR	TOT									
2	PAN Tzu-Yin	7:56	0/2	0	0/2	0								5	1	3		2	1	1	-8	12
*3	LO Pin	22:16	4/8	50	2/3	67	2/5	40	2/2	100	1		1	2							1	7
4	CHEN Yen Yu	15:46	3/5	60	3/4	75	0/1	0	1/2	50	1		1	2							1	-3
*6	CHEN Wei-An	26:12	5/9	56	5/8	63	0/1	0	2/3	67	5	3	8	1	6	2		3	2		-9	12
*11	CHENG I-Hsiu	21:27	2/7	29	2/6	33	0/1	0			2	1	3	6	1	4		4			-5	4
12	LIN Yu-Ting	16:10	2/6	33	2/6	33			1/2	50		3	3	3	1	1					-7	5
*13	CHO Ching	18:12	2/9	22	2/7	29	0/2	0				1	1	1	2	3				1	-9	4
17	HUANG Ling-Chuan	12:43	2/6	33	2/3	67	0/3	0										1			-9	4
19	HSU Yu-Lien	14:35	4/5	80	4/5	80					3	1	4	1	2			1			-3	8
22	LIN Tieh	17:46	5/10	50	5/10	50			1/2	50	3	2	5	1		1		4	2		-11	11
24	LIU Hsi-Yeh (C)	2:37																			-2	
*55	PENG Hsiao Tong	24:20	2/6	33	1/3	33	1/3	33	5/6	83		1	1	2	2	2		2	3		-5	10
Team/Coach																						
Totals			31/73	42	28/57	49	3/16	19	12/17	71	20	17	37	22	15	16	0	17	10	-14	77	
Coach			CHENG Hui-Yun																			
Assistant Coach			LIN Chi Wen YANG Shu Ching																			

PRK - DPR Korea

No.	Name	MIN	Field Goals		2 Points		3 Points		Free Throws		Rebounds			AS	TO	ST	BS	PF	FD	+/-	PTS	
			M/A	%	M/A	%	M/A	%	M/A	%	OR	DR	TOT									
4	PAK Yujong	DNP																				
5	KIM Hyeyon	DNP																				
6	KIM Soyon	DNP																				
7	RI Unjong	33:10	4/9	44	3/3	100	1/6	17			3	1	4	2	4	2		2			19	9
*8	KANG Hyangmi	40:00	0/3	0	0/1	0	0/2	0			1	3	4	5	3					1	14	
9	AN Hyonju	DNP																				
*10	HONG Ryona	31:38	4/8	50	1/2	50	3/6	50	1/2	50	1	3	4	7	2	1		1	2		10	12
*11	KIM Ryujong	19:22	1/5	20	1/3	33	0/2	0			2	5	7	3	3	1		1			-6	2
*12	RO Sukyong (C)	35:50	7/14	50	6/9	67	1/5	20	2/4	50	4	4	8	11	7	4		4	2		19	17
14	AN Hyongyong	DNP																				
15	KO Ugyong	DNP																				
*17	PAK Jina	40:00	21/28	75	21/28	75			9/13	69	5	9	14	1	2	1	5	2	12		14	51
Team/Coach																						
Totals			37/67	55	32/46	70	5/21	24	12/19	63	20	27	47	29	21	9	5	10	17	14	91	
Coach			JONG Songsim																			
Assistant Coach			KIM Cholsun																			

	TPE	PRK
Points from Turnovers	12	22
Points in the Paint	38(19/36)53%	60(30/43)70%
Second Chance Points	14	25
Fast Break Points	23	10
Bench Points	35	9

	TPE	PRK
Biggest Lead	5	17
Biggest Scoring Run	8-0(11-6)	7-0(35-46)
Lead Changes	9	
Times Tied	2	
Time Leading	11:00	28:14

Legend:					
%	Shooting Percentage	(C)	Captain	*	Game Starters
AS	Assists	BS	Blocked Shots	DNP	Did Not Play
FD	Fouls Drawn	M/A	Made / Attempts	MIN	Minutes Played
OR	Offensive Rebounds	PF	Fouls	PTS	Points
ST	Steals	TO	Turnovers	TOT	Total Rebounds
				+/-	Plus-Minus
				DR	Defensive Rebounds
				No.	Uniform Number
				Qx	Quarter Time

Results

比赛成绩

Game 1

KOR 90 vs 56 THA
(25-7, 22-11, 31-15, 12-23)

Game Duration: 1:40

Crew Chief: STEPANENKO Alexey (KAZ)

Commissioner: KOLEDYOYE Abayomi Olushola (NGR)

Umpires: AL KHAMEES Ahmed Hassan R (KSA); CELESTE John Lester (PHI)

	Q1	Q2	Q3	Q4
KOR	25	22	31	12
THA	7	11	15	23

KOR - Republic of Korea

No.	Name	MIN	Field Goals		2 Points		3 Points		Free Throws		Rebounds			AS	TO	ST	BS	PF	FD	+/-	PTS
			M/A	%	M/A	%	M/A	%	M/A	%	OR	DR	TOT								
1	SHIN Jihyun	14:48	2/6	33	2/5	40	0/1	0			3	3	3	2				2		-9	4
*3	KANG Leeseul	22:19	6/11	55	0/1	0	6/10	60			3	5	8	3						46	18
*5	AN Heji	19:31	1/3	33	1/3	33			0/2	0	1	2	3	6	1	1			3	25	2
6	LEE Sohee	20:50	3/8	38	0/2	0	3/6	50	3/4	75		7	7	3	4	4		2	2	-1	12
*7	PARK Jisu	17:08	7/10	70	7/10	70			2/2	100	2	4	6	3		1	1		4	32	16
9	LEE Kyungeun	12:48	1/5	20	1/2	50	0/3	0						1		2				15	2
10	KANG Yoolim	8:08	0/3	0			0/3	0				1	1	1				1	1	-15	
*11	PARK Jihyun	31:36	4/12	33	0/6	0	4/6	67			1	6	7	9	2	3		4	2	30	12
12	LEE Haeran	12:34	5/10	50	4/8	50	1/2	50	1/4	25	2	2	4		1	1		2	2	16	12
*13	KIM Danbi (C)	17:26	3/7	43	3/6	50	0/1	0				1	1	1		4	2	4	1	29	6
17	YANG Inyoung	3:41	0/2	0	0/2	0					1		1		1					-9	
31	JIN An	19:11	3/7	43	3/7	43					4	3	7	2	2	1		3	1	11	6
Team/Coach											6	4	10								
Totals			35/84	42	21/52	40	14/32	44	6/12	50	20	38	58	31	11	17	3	18	16	34	90
Coach		JUNG Sunmin																			
Assistant Coach		CHOI Youn Ah																			

THA - Thailand

No.	Name	MIN	Field Goals		2 Points		3 Points		Free Throws		Rebounds			AS	TO	ST	BS	PF	FD	+/-	PTS
			M/A	%	M/A	%	M/A	%	M/A	%	OR	DR	TOT								
*2	THUAMON Amphawa (C)	35:19	6/13	46	2/5	40	4/8	50				7	7	3	4	1		2	2	-24	16
11	SUPYEN Pimchosita	13:07	1/3	33	1/3	33						1	1							-15	2
*24	LUMDABPANG Thunchanok	31:38	4/9	44	3/7	43	1/2	50	2/3	67	2	4	6	2		1		3	4	-27	11
*25	WONGTAPHA Sasiporn	11:43	2/4	50	1/2	50	1/2	50			1	3	4	1	5	1		5	2	-6	5
*29	UDOMSUK Rattiyakorn	36:17	3/12	25	3/8	38	0/4	0	8/11	73	1	1	2	2	4			2	9	-30	14
41	SAISAMARN Wanatsanan	DNP																			
42	TATE Lalia Kwan	3:38										1	1							7	
45	RUNGRUEANG Jirawan	20:59	1/5	20	1/2	50	0/3	0	1/2	50	1	2	3	6	6			1	1	-24	3
67	SUMMAT Warinthon	15:53	1/4	25	0/3	0	1/1	100				2	2	1	2	1		1		-8	3
88	HEWCHAIYAPHUM Laksamee	4:33	0/1	0	0/1	0						1	1							-15	
*93	PRAJUAPSOOK Kanokwan	26:53	1/11	9	1/8	13	0/3	0			2	3	5	3	2			2		-28	2
95	SAKARET Chosita	DNP																			
Team/Coach											2	10	12		2						
Totals			19/62	31	12/39	31	7/23	30	11/16	69	9	35	44	18	25	4	0	16	18	-34	56
Coach		SAMSON Federico																			
Assistant Coach		BANMOO Naruemol																			

	KOR	THA
Points from Turnovers	26	9
Points in the Paint	28(14/36)39%	18(9/23)39%
Second Chance Points	23	7
Fast Break Points	26	7
Bench Points	36	8

	KOR	THA
Biggest Lead	45	1
Biggest Scoring Run	12-0(12-1)	9-0(78-42)
Lead Changes		2
Times Tied		0
Time Leading	39:09	0:39

Legend:			
%	Shooting Percentage	(C)	Captain
AS	Assists	BS	Blocked Shots
FD	Fouls Drawn	M/A	Made / Attempts
OR	Offensive Rebounds	PF	Fouls
ST	Steals	TO	Turnovers
*	Game Starters	DNP	Did Not Play
MIN	Minutes Played	PTS	Points
TOT	Total Rebounds	+/-	Plus-Minus
		DR	Defensive Rebounds
		No.	Uniform Number
		Qx	Quarter Time

Cumulative Statistics

累计数据统计

As of THU 5 OCT 2023 at 21:51

CHN - China

After 6 Games

Player Totals

No.	Name	GP	TP	Field Goals		2 Points		3 Points		Free Throws		Rebounds			AS	TO	ST	BS	PF	FD	+/-	PTS
				M/A	%	M/A	%	M/A	%	M/A	%	OR	DR	TOT								
4	LI Yuan	6	2:01:09	20/45	44	12/27	44	8/18	44	1/2	50	2	12	14	38	8	7		9	5	135	49
5	WANG Siyu	6	2:03:02	20/46	44	20/31	65	0/15	0	3/7	43	2	13	15	34	13	7	4	7	15	115	43
6	YANG Shuyu	6	1:01:07	13/25	52	9/15	60	4/10	40	1/2	50	4	10	14	6	3	3	1	4	1	75	31
7	YANG Liwei(C)	6	54:51	3/9	33	2/3	67	1/6	17			3	6	9	12	4			4	1	79	7
8	JIN Weina	6	1:43:00	9/15	60	1/1	100	8/14	57			12	11	23	16	2	2	3	3	1	100	26
9	LI Meng	6	2:06:03	37/71	52	22/31	71	15/40	38	9/10	90	2	9	11	13	4	3		5	15	113	98
10	ZHANG Ru	6	1:33:03	14/29	48	11/23	48	3/6	50	4/4	100	4	11	15	13	4	11	5	4	4	103	35
11	HUANG Sijing	6	1:43:15	14/28	50	9/15	60	5/13	39			9	36	45	25	7	11	3	11	3	124	33
12	PAN Zhenqi	6	1:31:32	7/16	44	7/12	58	0/4	0	3/4	75	3	16	19	10	9	6	1	6	5	106	17
13	LUO Xinyu	6	1:22:58	12/29	41	5/10	50	7/19	37	1/4	25	6	10	16	7	4	3		4	3	106	32
14	LI Yueru	6	2:07:46	54/80	68	54/80	68			24/29	83	32	34	66	7	11	6	5	11	26	139	132
15	HAN Xu	6	1:52:14	41/72	57	40/66	61	1/6	17	5/8	63	10	24	34	10	7	2	7	2	9	125	88
Team/Coach																						
Totals				244/465	53	192/314	61	52/151	34	51/70	73	110	216	326	191	79	61	29	70	88	264	591
Opponents				126/393	32	91/243	37	35/150	23	40/58	69	63	126	189	62	108	44	6	88	70	-264	327

Team Totals

	CHN	Opponents
Points from Turnovers	129	160
Points in the Paint	360(180/282)64%	160(80/183)44%
Second Chance Points	117	46
Fast Break Points	111	44
Bench Points	303	84

Player Averages

No.	Name	GP	MPG	Field Goals		2 Points		3 Points		Free Throws		Rebounds			AS	TO	ST	BS	PF	FD	+/-	PTS
				M/A	%	M/A	%	M/A	%	M/A	%	OR	DR	TOT								
4	LI Yuan	6	20:11	3.3/7.5	44	2.0/4.5	44	8/18	44	0.2/0.3	50	0.3	2.0	2.3	6.3	1.3	1.2		1.5	0.8	22.5	8.2
5	WANG Siyu	6	20:30	3.3/7.7	44	3.3/5.2	65	0/15	0	0.5/1.2	43	0.3	2.2	2.5	5.7	2.2	1.2	0.7	1.2	2.5	19.2	7.2
6	YANG Shuyu	6	10:11	2.2/4.2	52	1.5/2.5	60	4/10	40	0.2/0.3	50	0.7	1.7	2.3	1.0	0.5	0.5	0.2	0.7	0.2	12.5	5.2
7	YANG Liwei(C)	6	9:08	0.5/1.5	33	0.3/0.5	67	1/6	17			0.5	1.0	1.5	2.0	0.7			0.7	0.2	13.2	1.2
8	JIN Weina	6	17:10	1.5/2.5	60	0.2/0.2	100	8/14	57			2.0	1.8	3.8	2.7	0.3	0.3	0.5	0.5	0.2	16.7	4.3
9	LI Meng	6	21:00	6.2/11.8	52	3.7/5.2	71	15/40	38	1.5/1.7	90	0.3	1.5	1.8	2.2	0.7	0.5		0.8	2.5	18.8	16.3
10	ZHANG Ru	6	15:30	2.3/4.8	48	1.8/3.8	48	3/6	50	0.7/0.7	100	0.7	1.8	2.5	2.2	0.7	1.8	0.8	0.7	0.7	17.2	5.8
11	HUANG Sijing	6	17:12	2.3/4.7	50	1.5/2.5	60	5/13	39			1.5	6.0	7.5	4.2	1.2	1.8	0.5	1.8	0.5	20.7	5.5
12	PAN Zhenqi	6	15:15	1.2/2.7	44	1.2/2.0	58	0/4	0	0.5/0.7	75	0.5	2.7	3.2	1.7	1.5	1.0	0.2	1.0	0.8	17.7	2.8
13	LUO Xinyu	6	13:49	2.0/4.8	41	0.8/1.7	50	7/19	37	0.2/0.7	25	1.0	1.7	2.7	1.2	0.7	0.5		0.7	0.5	17.7	5.3
14	LI Yueru	6	21:17	9.0/13.3	68	9.0/13.3	68			4.0/4.8	83	5.3	5.7	11.0	1.2	1.8	1.0	0.8	1.8	4.3	23.2	22.0
15	HAN Xu	6	18:42	6.8/12.0	57	6.7/11.0	61	1/6	17	0.8/1.3	63	1.7	4.0	5.7	1.7	1.2	0.3	1.2	0.3	1.5	20.8	14.7
Team/Coach																						
Totals		40.7/77.5	53	32.0/52.3	61	8.7/25.2	34	8.5/11.7	73	18.3	36.0	54.3	31.8	13.2	10.2	4.8	11.7	14.7	44.0	98.5		
Opponents		21.0/65.5	32	15.2/40.5	37	5.8/25.0	23	6.7/9.7	69	10.5	21.0	31.5	10.3	18.0	7.3	1.0	14.7	11.7	-44.0	54.5		

Team Averages

	CHN	Opponents
Points from Turnovers	21.5	10.0
Points in the Paint	60.0	26.7
Second Chance Points	19.5	7.7
Fast Break Points	18.5	7.3
Bench Points	50.5	14.0



Cumulative Statistics

累计数据统计

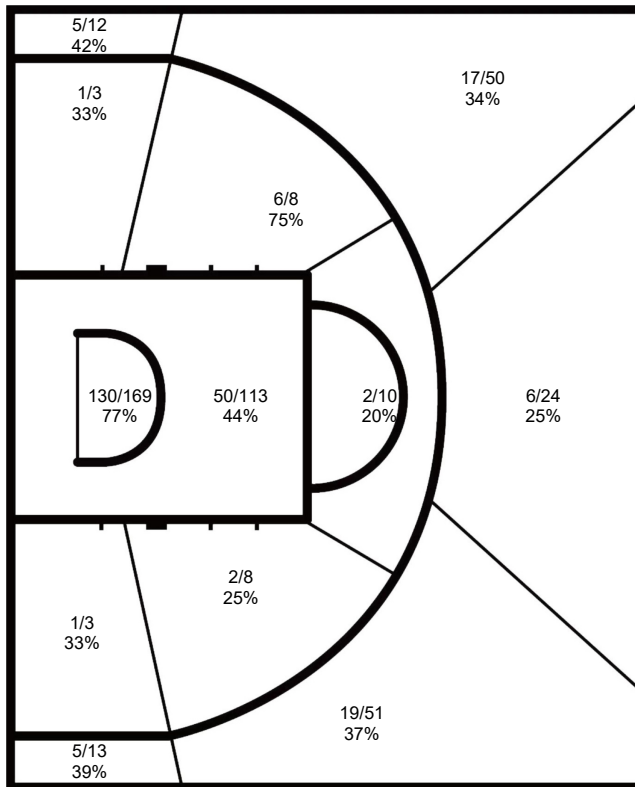
As of THU 5 OCT 2023 at 21:51

CHN - China

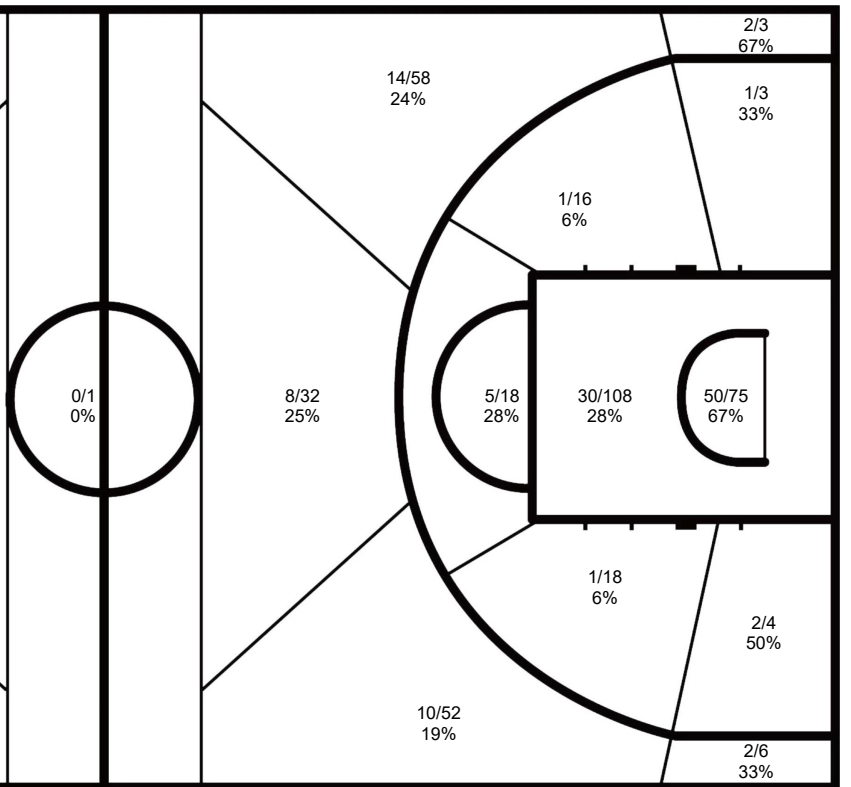
After 6 Games

Phase	CHN Played	Score	Field Goals		2 Points		3 Points		Free Throws		Rebounds			AS	TO	ST	BS	PF	FD	
			M/A	%	M/A	%	M/A	%	M/A	%	OR	DR	TOT							
Preliminary Round Group A	MGL	101-46	For	41/78	53	33/47	70	8/31	26	11/18	61	20	45	65	38	13	13	10	13	19
			Agn.	14/73	19	7/39	18	7/34	21	11/16	69	18	23	41	6	19	6	0	19	13
Preliminary Round Group A	INA	101-52	For	39/84	46	28/55	51	11/29	38	12/14	86	22	29	51	36	14	13	1	12	17
			Agn.	20/52	39	17/38	45	3/14	21	9/12	75	6	25	31	9	27	8	3	17	12
Preliminary Round Group A	IND	111-53	For	47/93	51	35/56	63	12/37	32	5/8	63	24	35	59	35	9	11	1	8	9
			Agn.	22/65	34	15/37	41	7/28	25	2/4	50	10	23	33	7	20	5	0	9	8
Quarterfinals	TPE	104-60	For	44/77	57	39/61	64	5/16	31	11/13	85	16	38	54	35	10	9	4	9	15
			Agn.	26/69	38	21/45	47	5/24	21	3/6	50	6	19	25	10	15	9	2	15	9
Semifinals	PRK	100-44	For	40/64	63	28/47	60	12/17	71	8/11	73	15	37	52	28	18	11	10	12	12
			Agn.	17/66	26	11/38	29	6/28	21	4/8	50	13	12	25	13	16	10	0	12	12
Finals	JPN	74-72	For	33/69	48	29/48	60	4/21	19	4/6	67	13	32	45	19	15	4	3	16	16
			Agn.	27/68	40	20/46	44	7/22	32	11/12	92	10	24	34	17	11	6	1	16	16

CHN - China



Opponents



CHN	M/A	%
Field Goals	244/465	53
2 Points	192/314	61
3 Points	52/151	34
Free Throws	51/70	73

%	M/A	Opponents
32	126/393	Field Goals
37	91/243	2 Points
23	35/150	3 Points
69	40/58	Free Throws



Cumulative Statistics

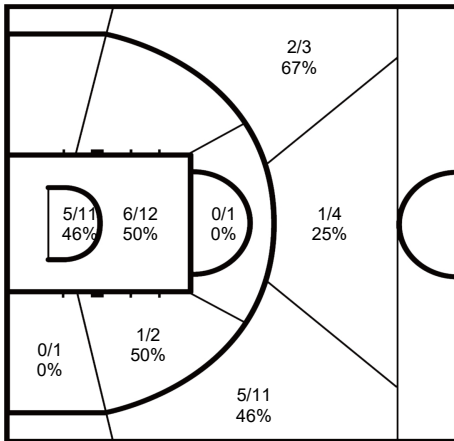
累计数据统计

As of THU 5 OCT 2023 at 21:51

CHN - China

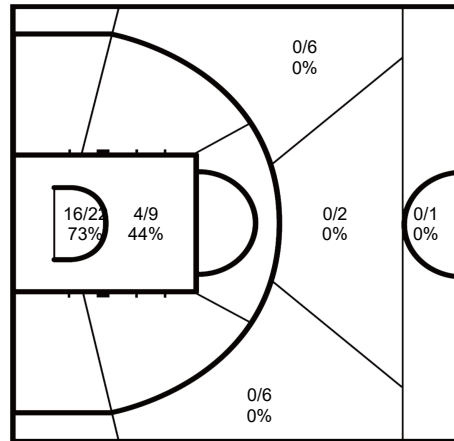
After 6 Games

4 LI Yuan



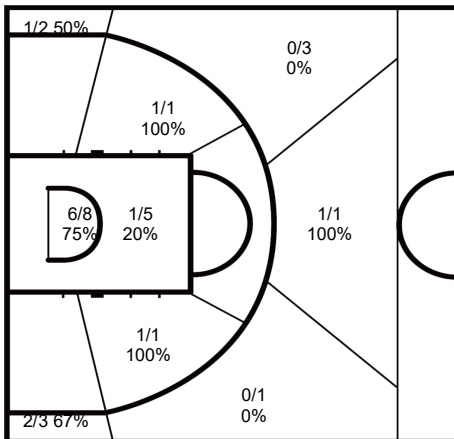
	M/A	%
Field Goals	20/45	44
2 Points	12/27	44
3 Points	8/18	44
Free Throws	1/2	50

5 WANG Siyu



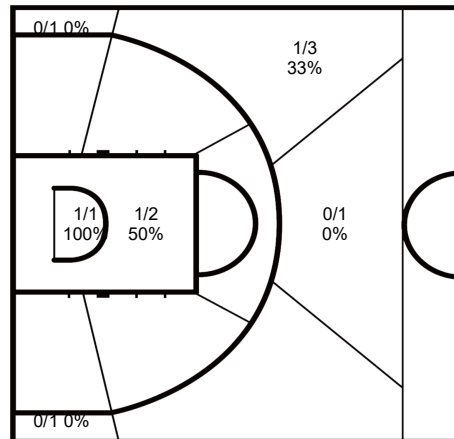
	M/A	%
Field Goals	20/46	44
2 Points	20/31	65
3 Points	0/15	0
Free Throws	3/7	43

6 YANG Shuyu



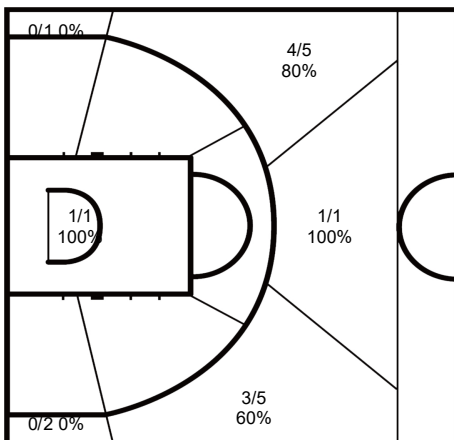
	M/A	%
Field Goals	13/25	52
2 Points	9/15	60
3 Points	4/10	40
Free Throws	1/2	50

7 YANG Liwei



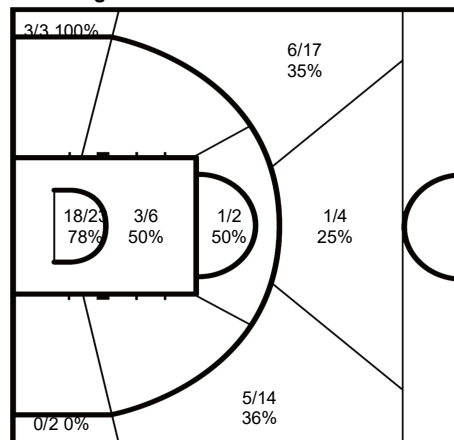
	M/A	%
Field Goals	3/9	33
2 Points	2/3	67
3 Points	1/6	17
Free Throws		

8 JIN Weina



	M/A	%
Field Goals	9/15	60
2 Points	1/1	100
3 Points	8/14	57
Free Throws		

9 LI Meng



	M/A	%
Field Goals	37/71	52
2 Points	22/31	71
3 Points	15/40	38
Free Throws	9/10	90

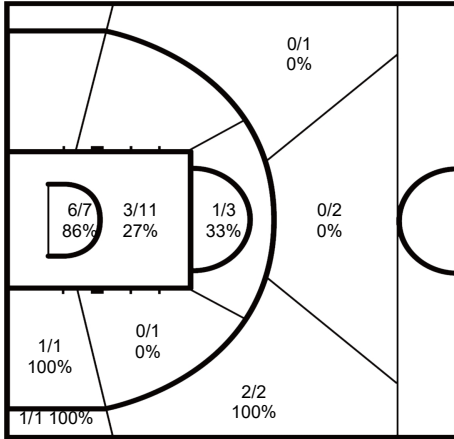


Cumulative Statistics

累计数据统计

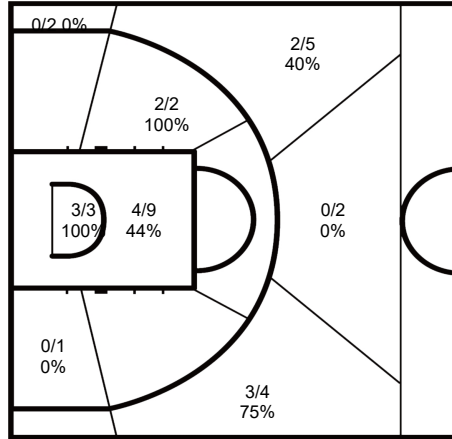
As of THU 5 OCT 2023 at 21:51

10 ZHANG Ru



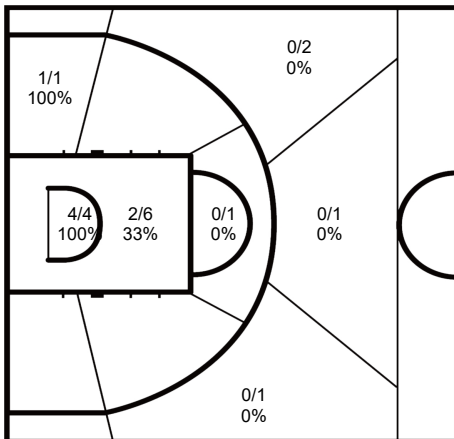
	M/A	%
Field Goals	14/29	48
2 Points	11/23	48
3 Points	3/6	50
Free Throws	4/4	100

11 HUANG Sijing



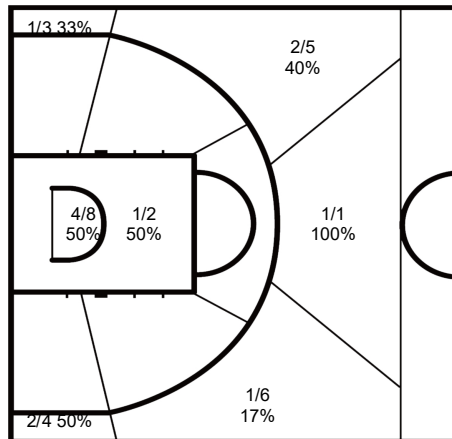
	M/A	%
Field Goals	14/28	50
2 Points	9/15	60
3 Points	5/13	39
Free Throws		

12 PAN Zhenqi



	M/A	%
Field Goals	7/16	44
2 Points	7/12	58
3 Points	0/4	0
Free Throws	3/4	75

13 LUO Xinyu



	M/A	%
Field Goals	12/29	41
2 Points	5/10	50
3 Points	7/19	37
Free Throws	1/4	25

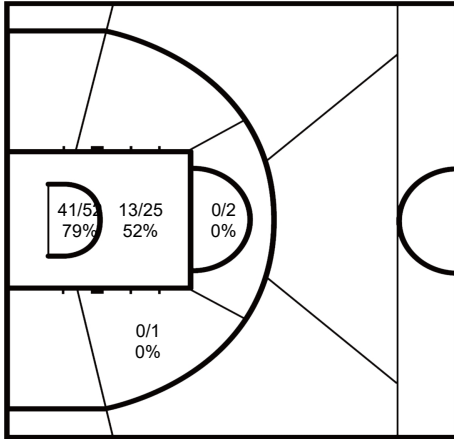


Cumulative Statistics

累计数据统计

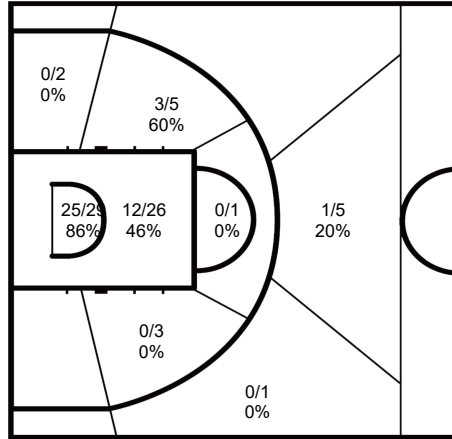
As of THU 5 OCT 2023 at 21:51

14 LI Yueru



	M/A	%
Field Goals	54/80	68
2 Points	54/80	68
3 Points		
Free Throws	24/29	83

15 HAN Xu



	M/A	%
Field Goals	41/72	57
2 Points	40/66	61
3 Points	1/6	17
Free Throws	5/8	63

Legend:

%	Shooting Percentage	(C)	Captain	+/-	Plus-Minus	Agn.	Against
AS	Assists	BS	Blocked Shots	DR	Defensive Rebounds	DSQ	Disqualified
FD	Fouls Drawn	GP	Games Played	M/A	Made/Attempts	MPG	Minutes Played per Game
No.	Uniform Number	OR	Offensive Rebounds	PF	Fouls	PPG	Points per Game
PTS	Points	ST	Steals	TO	Turnovers	TOT	Total Rebounds
TP	Time Played						

Timing and Results provided by Bornan



Cumulative Statistics

累计数据统计

As of SUN 1 OCT 2023 at 19:36

HKG - Hong Kong, China

After 3 Games

Player Totals

No.	Name	GP	TP	Field Goals		2 Points		3 Points		Free Throws		Rebounds			AS	TO	ST	BS	PF	FD	+/-	PTS
				M/A	%	M/A	%	M/A	%	M/A	%	OR	DR	TOT								
1	LUI Shuk Yi	3	31:40	3/15	20	1/4	25	2/11	18				4	4	1	5	2	1	3		-36	8
4	KO Tsz Ching	3	16:14	1/1	100	1/1	100					1		1	2	3			1		-30	2
5	LAU Sheung Hok	3	47:07	6/11	55	2/5	40	4/6	67			1	2	3	5	4	2		4	1	-39	16
6	YAM Hui Yin	3	53:02	3/9	33	3/9	33			7/12	58	7	9	16	4		4	1	6	7	-25	13
8	TONG Hiu Lui	3	1:34:02	13/51	26	10/35	29	3/16	19	3/6	50	11	6	17	5	10	9		6	9	-71	32
9	CHAN Tsz Ki	3	26:46	0/2	0	0/2	0						5	5	2	2	2		1	2	-22	
11	CHAN Wai Ping	3	40:08	4/7	57	4/7	57					1	3	4	1	2			5		-53	8
12	CHAN Yan Man	3	1:06:21	9/40	23	8/26	31	1/14	7	4/6	67	8	6	14	9	9	4		8	8	-35	23
13	WONG Po Sze	3	45:50	6/13	46	6/13	46					1	5	6	2	3			4		-31	12
21	LI Tsz Kwan(C)	3	1:27:38	15/41	37	10/34	29	5/7	71	13/23	57	4	9	13	5	8	10	3	7	20	-56	48
22	TSUI Wing Yu	3	1:02:22	3/15	20	2/8	25	1/7	14	5/9	56	5	9	14	8	9	4	1	7	5	-31	12
24	WONG Ka Man	3	28:50	2/12	17	1/4	25	1/8	13				2	2		3		1			-41	5
Team/Coach																						
Totals				65/217	30	48/148	32	17/69	25	32/56	57	61	71	132	44	61	37	7	52	52	-94	179
Opponents				103/240	43	66/128	52	37/112	33	30/55	55	90	110	200	78	62	38	7	53	52	94	273

Team Totals

	HKG	Opponents
Points from Turnovers	56	120
Points in the Paint	70(35/110)32%	120(60/105)57%
Second Chance Points	42	58
Fast Break Points	32	67
Bench Points	62	103

Player Averages

No.	Name	GP	MPG	Field Goals		2 Points		3 Points		Free Throws		Rebounds			AS	TO	ST	BS	PF	FD	+/-	PTS
				M/A	%	M/A	%	M/A	%	M/A	%	OR	DR	TOT								
1	LUI Shuk Yi	3	10:33	1.0/5.0	20	0.3/1.3	25	2/11	18				1.3	1.3	0.3	1.7	0.7	0.3	1.0		-12.0	2.7
4	KO Tsz Ching	3	5:24	0.3/0.3	100	0.3/0.3	100					0.3		0.3	0.7	1.0			0.3		-10.0	0.7
5	LAU Sheung Hok	3	15:42	2.0/3.7	55	0.7/1.7	40	4/6	67			0.3	0.7	1.0	1.7	1.3	0.7		1.3	0.3	-13.0	5.3
6	YAM Hui Yin	3	17:40	1.0/3.0	33	1.0/3.0	33			2.3/4.0	58	2.3	3.0	5.3	1.3		1.3	0.3	2.0	2.3	-8.3	4.3
8	TONG Hiu Lui	3	31:20	4.3/17.0	26	3.3/11.7	29	3/16	19	1.0/2.0	50	3.7	2.0	5.7	1.7	3.3	3.0		2.0	3.0	-23.7	10.7
9	CHAN Tsz Ki	3	8:55	0.0/0.7	0	0.0/0.7	0						1.7	1.7	0.7	0.7	0.7		0.3	0.7	-7.3	
11	CHAN Wai Ping	3	13:22	1.3/2.3	57	1.3/2.3	57					0.3	1.0	1.3	0.3	0.7			1.7		-17.7	2.7
12	CHAN Yan Man	3	22:07	3.0/13.3	23	2.7/8.7	31	1/14	7	1.3/2.0	67	2.7	2.0	4.7	3.0	3.0	1.3		2.7	2.7	-11.7	7.7
13	WONG Po Sze	3	15:16	2.0/4.3	46	2.0/4.3	46					0.3	1.7	2.0	0.7	1.0			1.3		-10.3	4.0
21	LI Tsz Kwan(C)	3	29:12	5.0/13.7	37	3.3/11.3	29	5/7	71	4.3/7.7	57	1.3	3.0	4.3	1.7	2.7	3.3	1.0	2.3	6.7	-18.7	16.0
22	TSUI Wing Yu	3	20:47	1.0/5.0	20	0.7/2.7	25	1/7	14	1.7/3.0	56	1.7	3.0	4.7	2.7	3.0	1.3	0.3	2.3	1.7	-10.3	4.0
24	WONG Ka Man	3	9:36	0.7/4.0	17	0.3/1.3	25	1/8	13				0.7	0.7		1.0					-13.7	1.7
Team/Coach																						
Totals				21.7/72.3	30	16.0/49.3	32	5.7/23.0	25	10.7/18.7	57	20.3	23.7	44.0	14.7	20.3	12.3	2.3	17.3	17.3	-31.3	59.7
Opponents				34.3/80.0	43	22.0/42.7	52	12.3/37.3	33	10.0/18.3	55	30.0	36.7	66.7	26.0	20.7	12.7	2.3	17.7	17.3	31.3	91.0

Team Averages

	HKG	Opponents
Points from Turnovers	18.7	25.3
Points in the Paint	23.3	40.0
Second Chance Points	14.0	19.3
Fast Break Points	10.7	22.3
Bench Points	20.7	34.3



Cumulative Statistics

累计数据统计

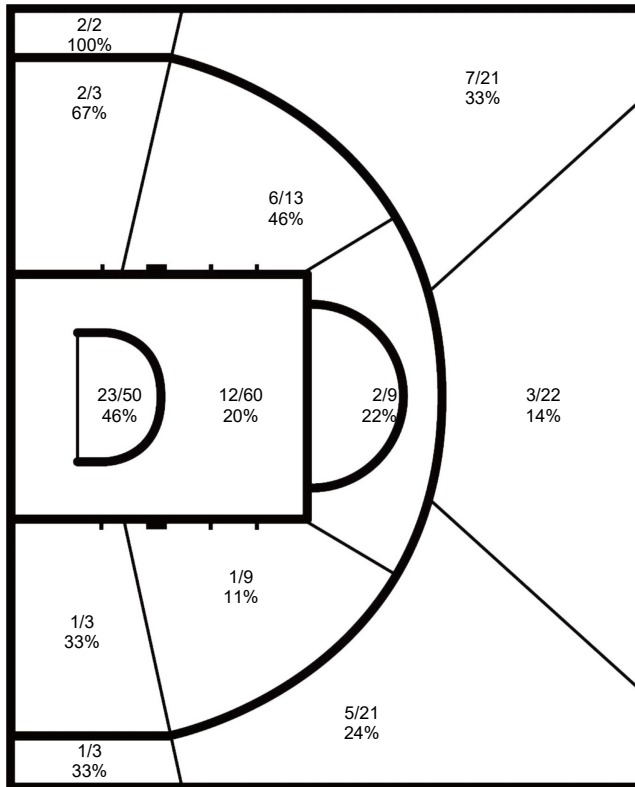
As of SUN 1 OCT 2023 at 19:36

HKG - Hong Kong, China

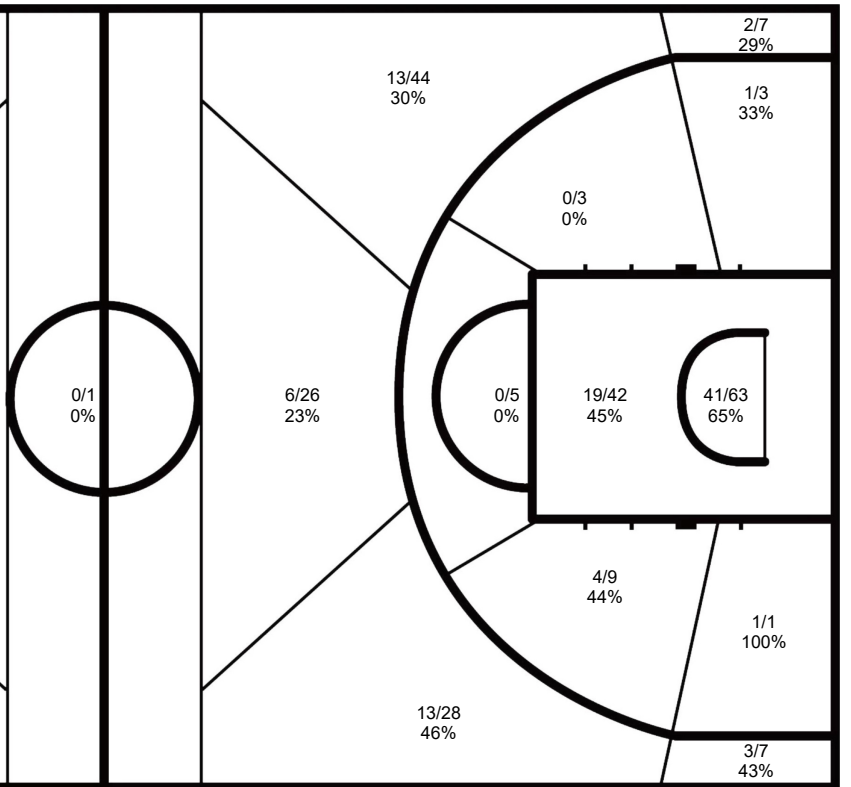
After 3 Games

Phase	HKG Played	Score		Field Goals		2 Points		3 Points		Free Throws		Rebounds			AS	TO	ST	BS	PF	FD
				M/A	%	M/A	%	M/A	%	M/A	%	OR	DR	TOT						
Preliminary Round Group B	JPN	46-118	For	18/69	26	15/51	29	3/18	17	7/14	50	22	23	45	6	29	9	3	11	15
			Agn.	48/89	54	33/51	65	15/38	40	7/10	70	20	34	54	36	13	15	3	15	11
Preliminary Round Group B	PHI	63-99	For	27/75	36	22/49	45	5/26	19	4/10	40	19	25	44	21	21	8	1	13	13
			Agn.	40/91	44	25/48	52	15/43	35	4/11	36	33	34	67	31	16	16	2	13	13
Preliminary Round Group B	KAZ	70-56	For	20/73	27	11/48	23	9/25	36	21/32	66	20	23	43	17	11	20	3	28	24
			Agn.	15/60	25	8/29	28	7/31	23	19/34	56	37	42	79	11	33	7	2	25	28

HKG - Hong Kong, China



Opponents



HKG	M/A	%
Field Goals	65/217	30
2 Points	48/148	32
3 Points	17/69	25
Free Throws	32/56	57

%	M/A	Opponents
43	103/240	Field Goals
52	66/128	2 Points
33	37/112	3 Points
55	30/55	Free Throws



Cumulative Statistics

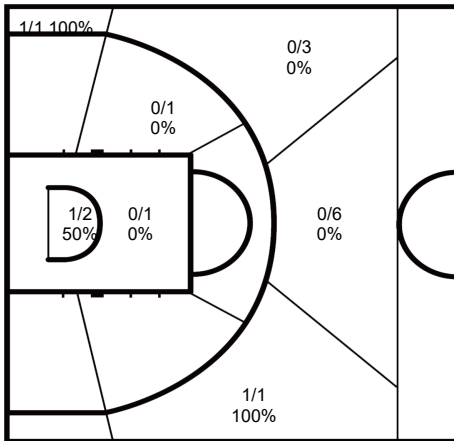
累计数据统计

As of SUN 1 OCT 2023 at 19:36

HKG - Hong Kong, China

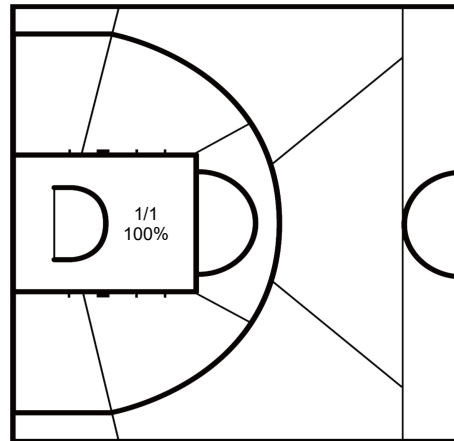
After 3 Games

1 LUI Shuk Yi



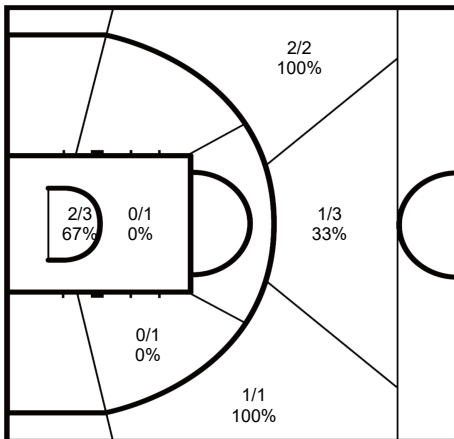
	M/A	%
Field Goals	3/15	20
2 Points	1/4	25
3 Points	2/11	18
Free Throws		

4 KO Tsz Ching



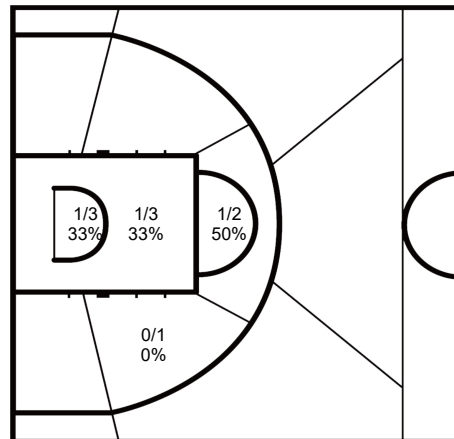
	M/A	%
Field Goals	1/1	100
2 Points	1/1	100
3 Points		
Free Throws		

5 LAU Sheung Hok



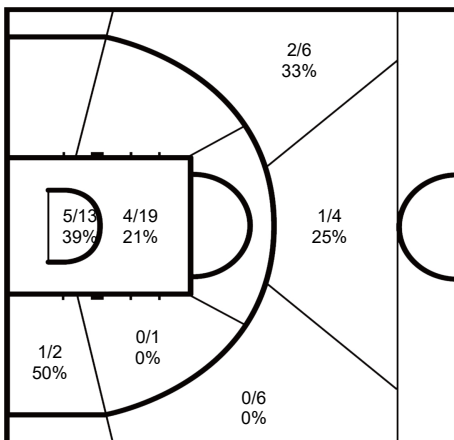
	M/A	%
Field Goals	6/11	55
2 Points	2/5	40
3 Points	4/6	67
Free Throws		

6 YAM Hui Yin



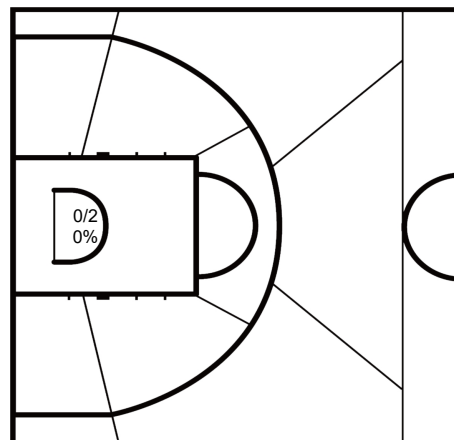
	M/A	%
Field Goals	3/9	33
2 Points	3/9	33
3 Points		
Free Throws	7/12	58

8 TONG Hiu Lui



	M/A	%
Field Goals	13/51	26
2 Points	10/35	29
3 Points	3/16	19
Free Throws	3/6	50

9 CHAN Tsz Ki



	M/A	%
Field Goals	0/2	0
2 Points	0/2	0
3 Points		
Free Throws		

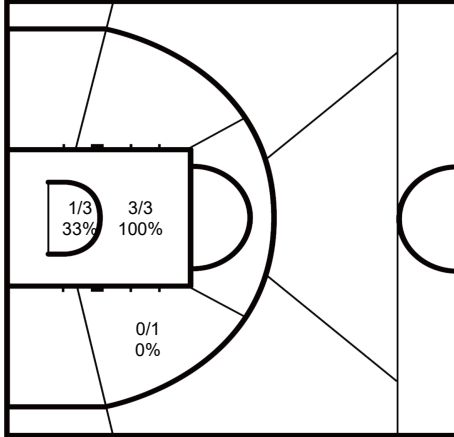


Cumulative Statistics

累计数据统计

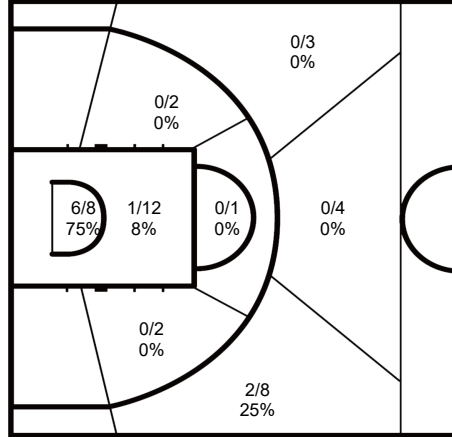
As of SUN 1 OCT 2023 at 19:36

11 CHAN Wai Ping



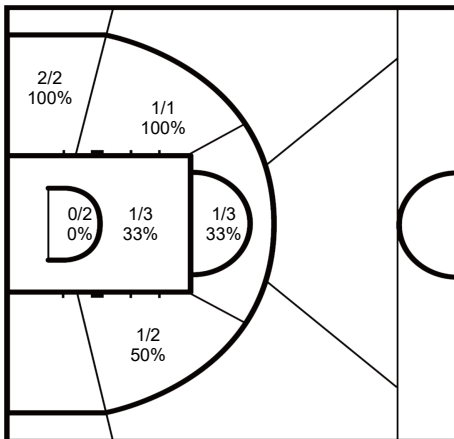
	M/A	%
Field Goals	4/7	57
2 Points	4/7	57
3 Points		
Free Throws		

12 CHAN Yan Man



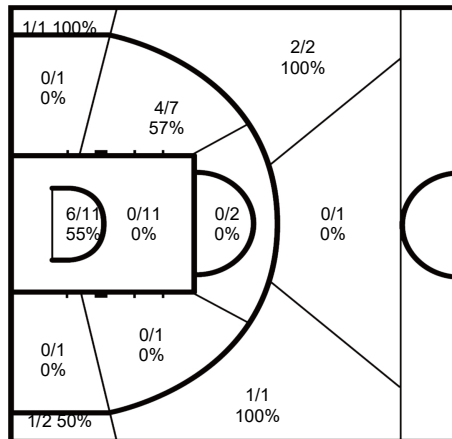
	M/A	%
Field Goals	9/40	23
2 Points	8/26	31
3 Points	1/14	7
Free Throws	4/6	67

13 WONG Po Size



	M/A	%
Field Goals	6/13	46
2 Points	6/13	46
3 Points		
Free Throws		

21 LI Tsz Kwan



	M/A	%
Field Goals	15/41	37
2 Points	10/34	29
3 Points	5/7	71
Free Throws	13/23	57

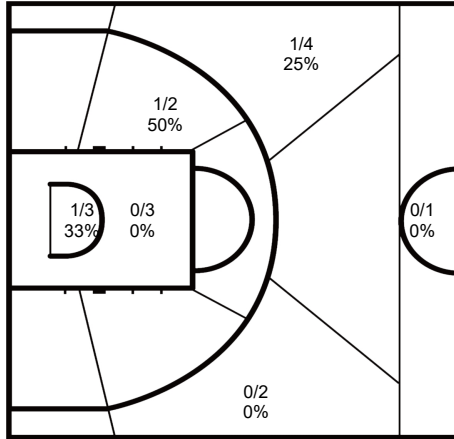


Cumulative Statistics

累计数据统计

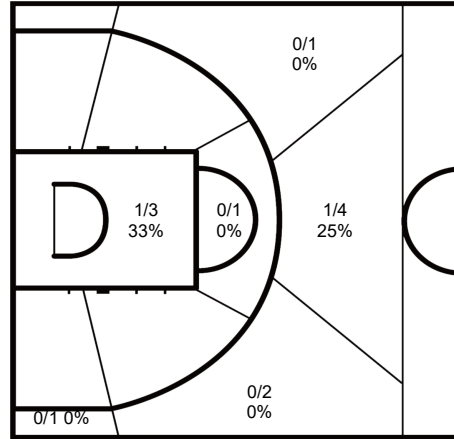
As of SUN 1 OCT 2023 at 19:36

22 TSUI Wing Yu



	M/A	%
Field Goals	3/15	20
2 Points	2/8	25
3 Points	1/7	14
Free Throws	5/9	56

24 WONG Ka Man



	M/A	%
Field Goals	2/12	17
2 Points	1/4	25
3 Points	1/8	13
Free Throws		

Legend:

%	Shooting Percentage	(C)	Captain	+/-	Plus-Minus	Agn.	Against
AS	Assists	BS	Blocked Shots	DR	Defensive Rebounds	DSQ	Disqualified
FD	Fouls Drawn	GP	Games Played	M/A	Made/Attempts	MPG	Minutes Played per Game
No.	Uniform Number	OR	Offensive Rebounds	PF	Fouls	PPG	Points per Game
PTS	Points	ST	Steals	TO	Turnovers	TOT	Total Rebounds
TP	Time Played						

Timing and Results provided by Bornan



Cumulative Statistics

累计数据统计

As of MON 2 OCT 2023 at 21:43

INA - Indonesia

After 4 Games

Player Totals

No.	Name	GP	TP	Field Goals		2 Points		3 Points		Free Throws		Rebounds			AS	TO	ST	BS	PF	FD	+/-	PTS	
				M/A	%	M/A	%	M/A	%	M/A	%	OR	DR	TOT									
0	KAHOL Lea Elvensia Wolobubo	4	24:01	2/4	50	2/4	50					2	4	6		1					1	-36	4
1	LESTARI Dyah	4	41:16	3/14	21	2/5	40	1/9	11	3/4	75	2	9	11	2	2	1		5	4	-38	10	
2	RETONG Agustin Elya Gradita	4	1:57:56	10/20	50	9/15	60	1/5	20	1/2	50	4	6	10	17	25	6	1	8	7	-79	22	
9	KUSUMA Dewa Ayu Made Sriartha	4	1:21:44	7/19	37	7/19	37			1/1	100	8	12	20	8	3	2	2	10	5	-59	15	
10	KAREN Priscilla Annabel	4	48:27	4/12	33	4/12	33			1/1	100	3	8	11	4	6	2		6	2	-34	9	
11	SHOIMAH Faizzatus	4	19:01	0/3	0	0/1	0	0/2	0			1	1	2	3	1				1	-17		
13	ANGGRAENI Yuni	4	51:24	4/17	24	4/11	36	0/6	0	1/2	50		11	11	1	3	1	2	6	2	-53	9	
14	ARITONANG Jesslyn Angelique	4	44:47	5/19	26	4/11	36	1/8	13	5/6	83	2	4	6	2	4	1		3	3	-29	16	
21	ORVILLE Nathania Claresta	4	1:50:34	3/26	12	2/13	15	1/13	8	1/2	50	5	12	17	11	10	3		4	3	-43	8	
25	SUTJIONO Henny	4	50:34	0/5	0	0/2	0	0/3	0			4			4	8	6	1		6	2	-27	
26	LOUIS Kimberley Pierre	4	2:11:36	34/82	42	31/65	48	3/17	18	27/42	64	12	34	46	3	11	7	5	8	29	-62	98	
71	ANTONIO Clarita	4	1:18:34	8/31	26	1/3	33	7/28	25	0/1	0	1	2	3	5	8	4	1	6	1	-53	23	
Team/Coach												24	16	40		7							
Totals				80/252	32	66/161	41	14/91	15	40/61	66	68	119	187	61	89	29	11	62	60	-106	214	
Opponents				117/291	40	74/160	46	43/131	33	43/58	74	68	123	191	95	58	49	12	60	62	106	320	

Team Totals

	INA	Opponents
Points from Turnovers	42	132
Points in the Paint	116(58/129)45%	132(66/138)48%
Second Chance Points	31	48
Fast Break Points	33	50
Bench Points	56	118

Player Averages

No.	Name	GP	MPG	Field Goals		2 Points		3 Points		Free Throws		Rebounds			AS	TO	ST	BS	PF	FD	+/-	PTS
				M/A	%	M/A	%	M/A	%	M/A	%	OR	DR	TOT								
0	KAHOL Lea Elvensia Wolobubo	4	6:00	0.5/1.0	50	0.5/1.0	50					0.5	1.0	1.5		0.3				0.3	-9.0	1.0
1	LESTARI Dyah	4	10:19	0.8/3.5	21	0.5/1.3	40	1/9	11	0.8/1.0	75	0.5	2.3	2.8	0.5	0.5	0.3		1.3	1.0	-9.5	2.5
2	RETONG Agustin Elya Gradita	4	29:29	2.5/5.0	50	2.3/3.8	60	1/5	20	0.3/0.5	50	1.0	1.5	2.5	4.3	6.3	1.5	0.3	2.0	1.8	-19.8	5.5
9	KUSUMA Dewa Ayu Made Sriartha	4	20:26	1.8/4.8	37	1.8/4.8	37			0.3/0.3	100	2.0	3.0	5.0	2.0	0.8	0.5	0.5	2.5	1.3	-14.8	3.8
10	KAREN Priscilla Annabel	4	12:06	1.0/3.0	33	1.0/3.0	33			0.3/0.3	100	0.8	2.0	2.8	1.0	1.5	0.5		1.5	0.5	-8.5	2.3
11	SHOIMAH Faizzatus	4	4:45	0.0/0.8	0	0.0/0.3	0	0/2	0			0.3	0.3	0.5		0.8	0.3			0.3	-4.3	
13	ANGGRAENI Yuni	4	12:51	1.0/4.3	24	1.0/2.8	36	0/6	0	0.3/0.5	50		2.8	2.8	0.3	0.8	0.3	0.5	1.5	0.5	-13.3	2.3
14	ARITONANG Jesslyn Angelique	4	11:11	1.3/4.8	26	1.0/2.8	36	1/8	13	1.3/1.5	83	0.5	1.0	1.5	0.5	1.0	0.3		0.8	0.8	-7.3	4.0
21	ORVILLE Nathania Claresta	4	27:38	0.8/6.5	12	0.5/3.3	15	1/13	8	0.3/0.5	50	1.3	3.0	4.3	2.8	2.5	0.8		1.0	0.8	-10.8	2.0
25	SUTJIONO Henny	4	12:38	0.0/1.3	0	0.0/0.5	0	0/3	0			1.0		1.0	2.0	1.5	0.3		1.5	0.5	-6.8	
26	LOUIS Kimberley Pierre	4	32:54	8.5/20.5	42	7.8/16.3	48	3/17	18	6.8/10.5	64	3.0	8.5	11.5	0.8	2.8	1.8	1.3	2.0	7.3	-15.5	24.5
71	ANTONIO Clarita	4	19:38	2.0/7.8	26	0.3/0.8	33	7/28	25	0.0/0.3	0	0.3	0.5	0.8	1.3	2.0	1.0	0.3	1.5	0.3	-13.3	5.8
Team/Coach												6.0	4.0	10.0		1.8						
Totals				20.0/63.0	32	16.5/40.3	41	3.5/22.8	15	10.0/15.3	66	17.0	29.8	46.8	15.3	22.3	7.3	2.8	15.5	15.0	-26.5	53.5
Opponents				29.3/72.8	40	18.5/40.0	46	10.8/32.8	33	10.8/14.5	74	17.0	30.8	47.8	23.8	14.5	12.3	3.0	15.0	15.5	26.5	80.0

Team Averages

	INA	Opponents
Points from Turnovers	10.5	27.0
Points in the Paint	29.0	33.0
Second Chance Points	7.8	12.0
Fast Break Points	8.3	12.5
Bench Points	14.0	29.5



Cumulative Statistics

累计数据统计

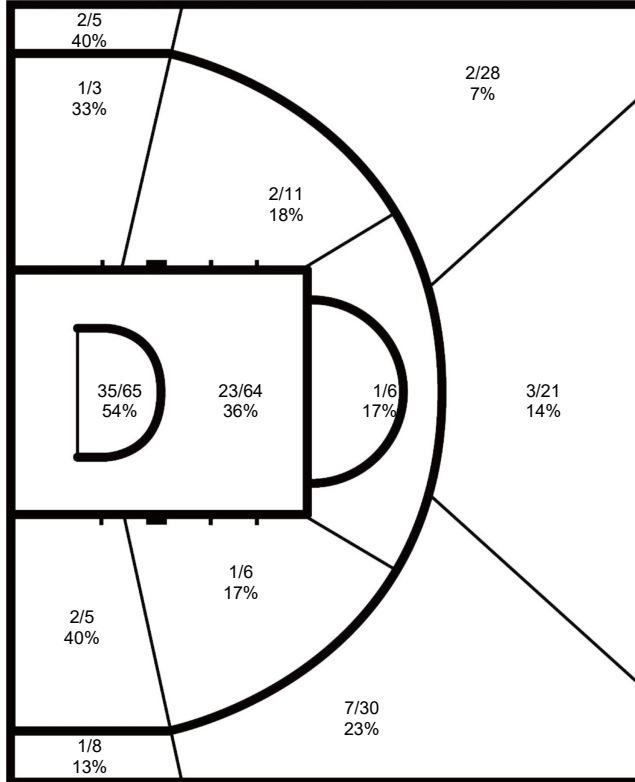
As of MON 2 OCT 2023 at 21:43

INA - Indonesia

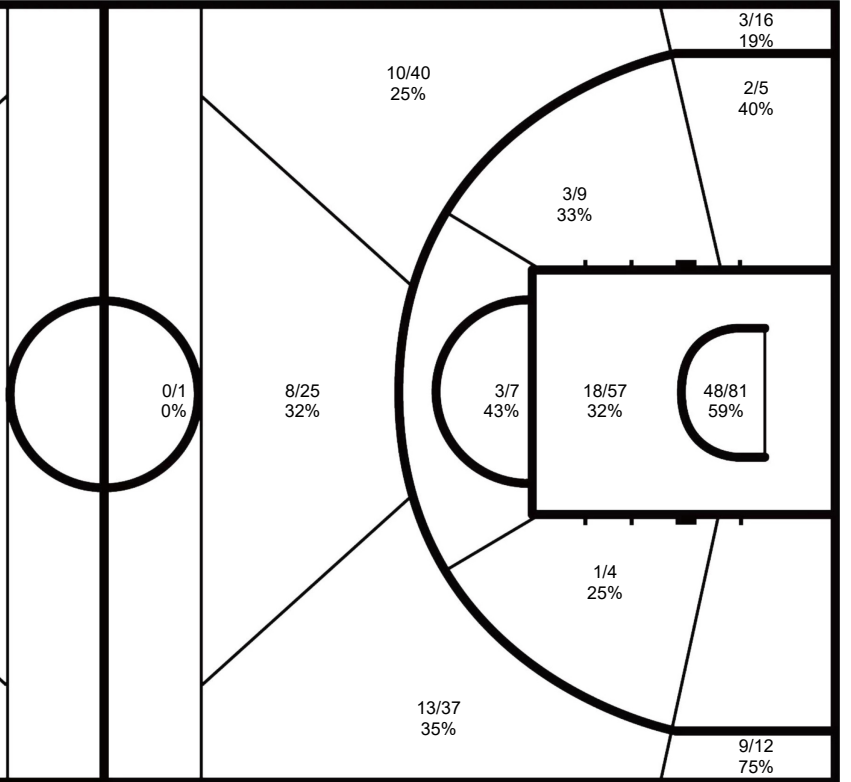
After 4 Games

Phase	INA Played	Score		Field Goals		2 Points		3 Points		Free Throws		Rebounds			AS	TO	ST	BS	PF	FD
				M/A	%	M/A	%	M/A	%	M/A	%	OR	DR	TOT						
Preliminary Round Group A	IND	46-66	For	18/82	22	14/50	28	4/32	13	6/10	60	30	30	60	16	18	7	2	17	13
			Agn.	22/66	33	15/36	42	7/30	23	15/20	75	18	38	56	17	17	11	5	13	17
Preliminary Round Group A	CHN	52-101	For	20/52	39	17/38	45	3/14	21	9/12	75	6	25	31	9	27	8	3	17	12
			Agn.	39/84	46	28/55	51	11/29	38	12/14	86	22	29	51	36	14	13	1	12	17
Preliminary Round Group A	MGL	69-64	For	24/69	35	21/41	51	3/28	11	18/23	78	17	32	49	22	13	9	3	17	18
			Agn.	21/61	34	11/29	38	10/32	31	12/19	63	14	32	46	17	19	7	2	18	17
Quarterfinals	JPN	47-89	For	18/49	37	14/32	44	4/17	24	7/16	44	15	32	47	14	31	5	3	11	17
			Agn.	35/80	44	20/40	50	15/40	38	4/5	80	14	24	38	25	8	18	4	17	11

INA - Indonesia



Opponents



INA	M/A	%
Field Goals	80/252	32
2 Points	66/161	41
3 Points	14/91	15
Free Throws	40/61	66

%	M/A	Opponents
40	117/291	Field Goals
46	74/160	2 Points
33	43/131	3 Points
74	43/58	Free Throws



Cumulative Statistics

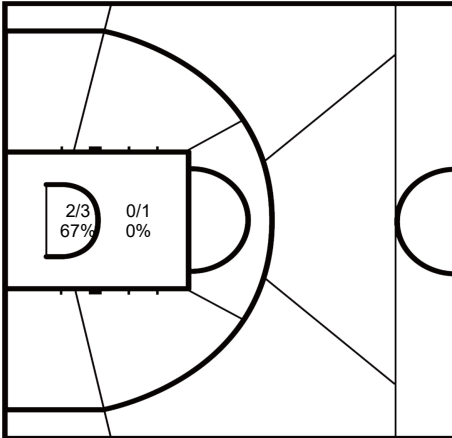
累计数据统计

As of MON 2 OCT 2023 at 21:43

INA - Indonesia

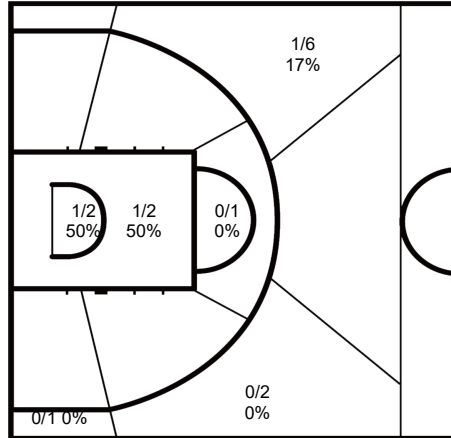
After 4 Games

0 KAHOL Lea Elvensia Wolobubo



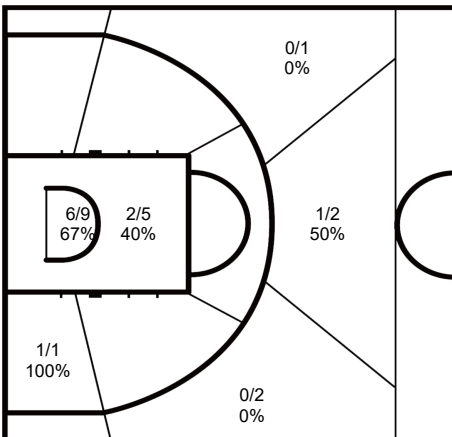
	M/A	%
Field Goals	2/4	50
2 Points	2/4	50
3 Points		
Free Throws		

1 LESTARI Dyah



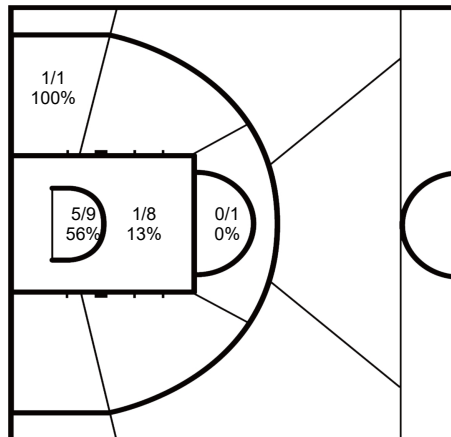
	M/A	%
Field Goals	3/14	21
2 Points	2/5	40
3 Points	1/9	11
Free Throws	3/4	75

2 RETONG Agustin Elya Gradita



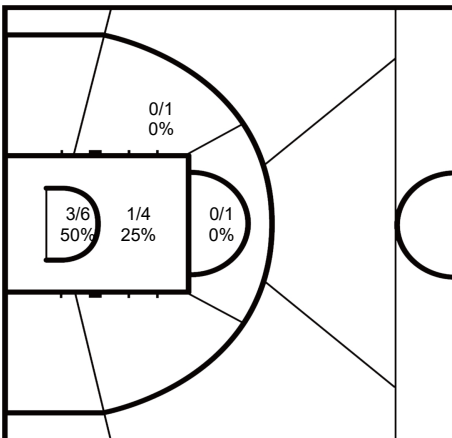
	M/A	%
Field Goals	10/20	50
2 Points	9/15	60
3 Points	1/5	20
Free Throws	1/2	50

9 KUSUMA Dewa Ayu Made Sriartha



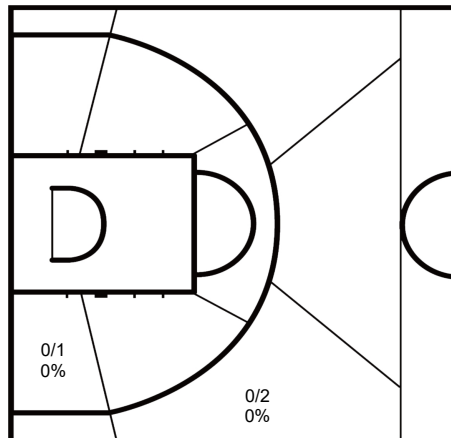
	M/A	%
Field Goals	7/19	37
2 Points	7/19	37
3 Points		
Free Throws	1/1	100

10 KAREN Priscilla Annabel



	M/A	%
Field Goals	4/12	33
2 Points	4/12	33
3 Points		
Free Throws	1/1	100

11 SHOIMAH Faizzatus



	M/A	%
Field Goals	0/3	0
2 Points	0/1	0
3 Points	0/2	0
Free Throws		

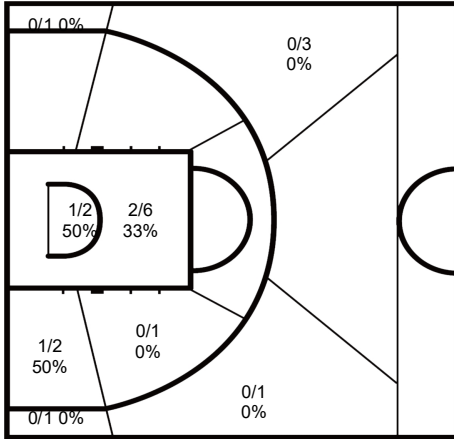


Cumulative Statistics

累计数据统计

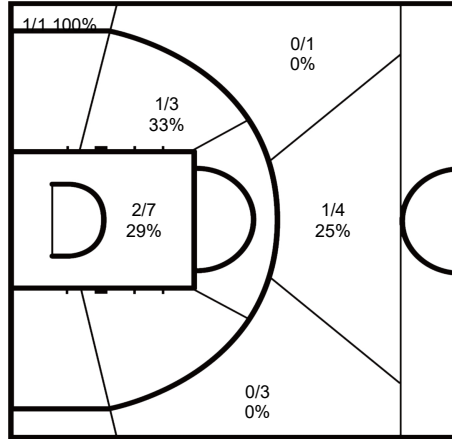
As of MON 2 OCT 2023 at 21:43

13 ANGRAENI Yuni



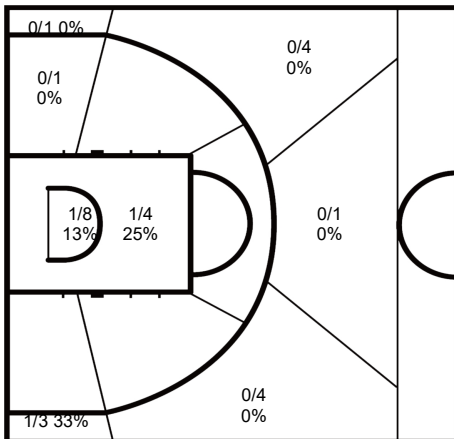
	M/A	%
Field Goals	4/17	24
2 Points	4/11	36
3 Points	0/6	0
Free Throws	1/2	50

14 ARITONANG Jesslyn Angelique



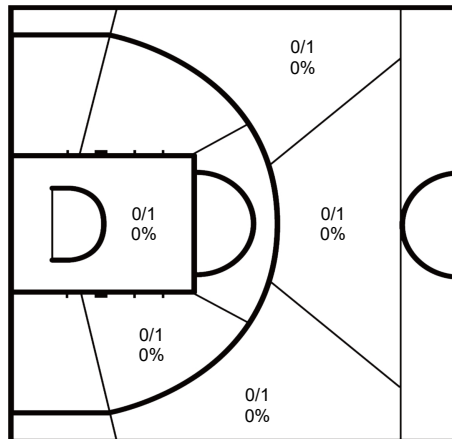
	M/A	%
Field Goals	5/19	26
2 Points	4/11	36
3 Points	1/8	13
Free Throws	5/6	83

21 ORVILLE Nathania Claresta



	M/A	%
Field Goals	3/26	12
2 Points	2/13	15
3 Points	1/13	8
Free Throws	1/2	50

25 SUTJIONO Henny



	M/A	%
Field Goals	0/5	0
2 Points	0/2	0
3 Points	0/3	0
Free Throws		

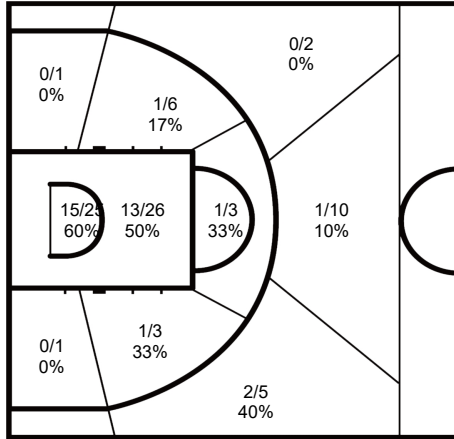


Cumulative Statistics

累计数据统计

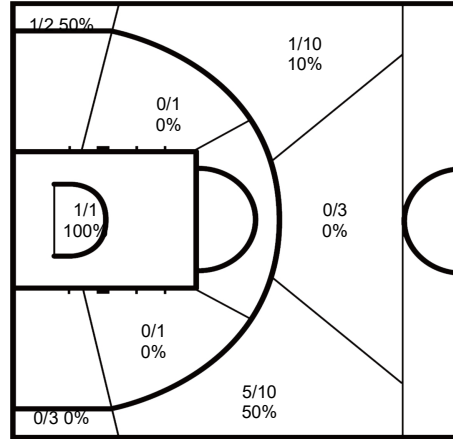
As of MON 2 OCT 2023 at 21:43

26 LOUIS Kimberley Pierre



	M/A	%
Field Goals	34/82	42
2 Points	31/65	48
3 Points	3/17	18
Free Throws	27/42	64

71 ANTONIO Clarita



	M/A	%
Field Goals	8/31	26
2 Points	1/3	33
3 Points	7/28	25
Free Throws	0/1	0

Legend:

%	Shooting Percentage	(C)	Captain	+/-	Plus-Minus	Agn.	Against
AS	Assists	BS	Blocked Shots	DR	Defensive Rebounds	DSQ	Disqualified
FD	Fouls Drawn	GP	Games Played	M/A	Made/Attempts	MPG	Minutes Played per Game
No.	Uniform Number	OR	Offensive Rebounds	PF	Fouls	PPG	Points per Game
PTS	Points	ST	Steals	TO	Turnovers	TOT	Total Rebounds
TP	Time Played						

Timing and Results provided by Bornan



Cumulative Statistics

累计数据统计

As of MON 2 OCT 2023 at 17:41

IND - India

After 4 Games

Player Totals

No.	Name	GP	TP	Field Goals		2 Points		3 Points		Free Throws		Rebounds			AS	TO	ST	BS	PF	FD	+/-	PTS																														
				M/A	%	M/A	%	M/A	%	M/A	%	OR	DR	TOT																																						
8	SENTHIL KUMAR Pushpa	4	2:37:40	26/62	42	21/45	47	5/17	29	15/24	63	15	24	39	10	19	12	5	12	19	-68	72																														
9	Anmolpreet Kaur	4	1:06:44	9/17	53	9/17	53			5/10	50	7	11	18	3	5			5	6	-30	23																														
11	RANI Sreekala	4	47:39	8/19	42	6/16	38	2/3	67	3/4	75	1	5	6	3	1	2	1		2	-27	21																														
12	Manmeet Kaur	4	8:11												1		1				1	-4																														
14	LIMAYE Shireen Vijay	4	2:15:53	15/63	24	5/17	29	10/46	22	1/1	100	6	18	24	15	12	5		7	5	-60	41																														
15	CHATURVEDI Poonam	4	17:37	6/10	60	6/10	60					2	4	6		2		1	1		-12	12																														
16	Sahana Shivamogga Mohan	4	0:00																																																	
18	HEMMIGE MAHESHA Bhandavya	4	36:11	1/6	17	1/3	33	0/3	0				2	2	2	4			2		-15	2																														
19	KUMARI Madhu	4	1:49:16	8/31	26	2/8	25	6/23	26	1/1	100	3	9	12	7	7	4		7	2	-45	23																														
20	JOSE Kavitha	4	17:40	1/3	33	1/3	33						1	1	1	3	1		1		-14	2																														
21	RATHINAVEL Sruthy	4	1:16:58	7/17	41	7/16	44	0/1	0	1/2	50	9	10	19	3	4	2		9	4	-23	15																														
24	RAMESH Sanjana	4	2:06:12	13/38	34	11/27	41	2/11	18	5/8	63	1	19	20	7	1	2	3	3	7	-57	33																														
Team/Coach												21			14			35			5																															
Totals				94/266		35		69/162		43		25/104		24		31/50		62		65			117			182			51			63			29			10			47			46			-71			244		
Opponents				121/320		38		78/168		46		43/152		28		30/43		70		91			123			214			100			50			33			12			48			47			71			315		

Team Totals

	IND	Opponents
Points from Turnovers	42	140
Points in the Paint	114(57/124)46%	140(70/134)52%
Second Chance Points	47	83
Fast Break Points	38	33
Bench Points	60	102

Player Averages

No.	Name	GP	MPG	Field Goals		2 Points		3 Points		Free Throws		Rebounds			AS	TO	ST	BS	PF	FD	+/-	PTS																														
				M/A	%	M/A	%	M/A	%	M/A	%	OR	DR	TOT																																						
8	SENTHIL KUMAR Pushpa	4	39:25	6.5/15.5	42	5.3/11.3	47	5/17	29	3.8/6.0	63	3.8	6.0	9.8	2.5	4.8	3.0	1.3	3.0	4.8	-17.0	18.0																														
9	Anmolpreet Kaur	4	16:41	2.3/4.3	53	2.3/4.3	53			1.3/2.5	50	1.8	2.8	4.5	0.8	1.3			1.3	1.5	-7.5	5.8																														
11	RANI Sreekala	4	11:54	2.0/4.8	42	1.5/4.0	38	2/3	67	0.8/1.0	75	0.3	1.3	1.5	0.8	0.3	0.5	0.3		0.5	-6.8	5.3																														
12	Manmeet Kaur	4	2:02												0.3		0.3			0.3	-1.0																															
14	LIMAYE Shireen Vijay	4	33:58	3.8/15.8	24	1.3/4.3	29	10/46	22	0.3/0.3	100	1.5	4.5	6.0	3.8	3.0	1.3		1.8	1.3	-15.0	10.3																														
15	CHATURVEDI Poonam	4	4:24	1.5/2.5	60	1.5/2.5	60					0.5	1.0	1.5		0.5		0.3	0.3		-3.0	3.0																														
16	Sahana Shivamogga Mohan	4	0:00																																																	
18	HEMMIGE MAHESHA Bhandavya	4	9:02	0.3/1.5	17	0.3/0.8	33	0/3	0				0.5	0.5	0.5	1.0			0.5		-3.8	0.5																														
19	KUMARI Madhu	4	27:19	2.0/7.8	26	0.5/2.0	25	6/23	26	0.3/0.3	100	0.8	2.3	3.0	1.8	1.8	1.0		1.8	0.5	-11.3	5.8																														
20	JOSE Kavitha	4	4:25	0.3/0.8	33	0.3/0.8	33						0.3	0.3		0.8	0.3		0.3		-3.5	0.5																														
21	RATHINAVEL Sruthy	4	19:14	1.8/4.3	41	1.8/4.0	44	0/1	0	0.3/0.5	50	2.3	2.5	4.8	0.8	1.0	0.5		2.3	1.0	-5.8	3.8																														
24	RAMESH Sanjana	4	31:33	3.3/9.5	34	2.8/6.8	41	2/11	18	1.3/2.0	63	0.3	4.8	5.0	1.8	0.3	0.5	0.8	0.8	1.8	-14.3	8.3																														
Team/Coach												5.3			3.5			8.8			1.3																															
Totals				23.5/66.5		35		17.3/40.5		43		6.3/26.0		24		7.8/12.5		62		16.3			29.3			45.5			12.8			15.8			7.3			2.5			11.8			11.5			-17.8			61.0		
Opponents				30.3/60.0		38		19.5/42.0		46		10.8/38.0		28		7.5/10.8		70		22.8			30.8			53.5			25.0			12.5			8.3			3.0			12.0			11.8			17.8			78.8		

Team Averages

	IND	Opponents
Points from Turnovers	10.5	16.8
Points in the Paint	28.5	35.0
Second Chance Points	11.8	20.8
Fast Break Points	9.5	8.3
Bench Points	15.0	25.5



Cumulative Statistics

累计数据统计

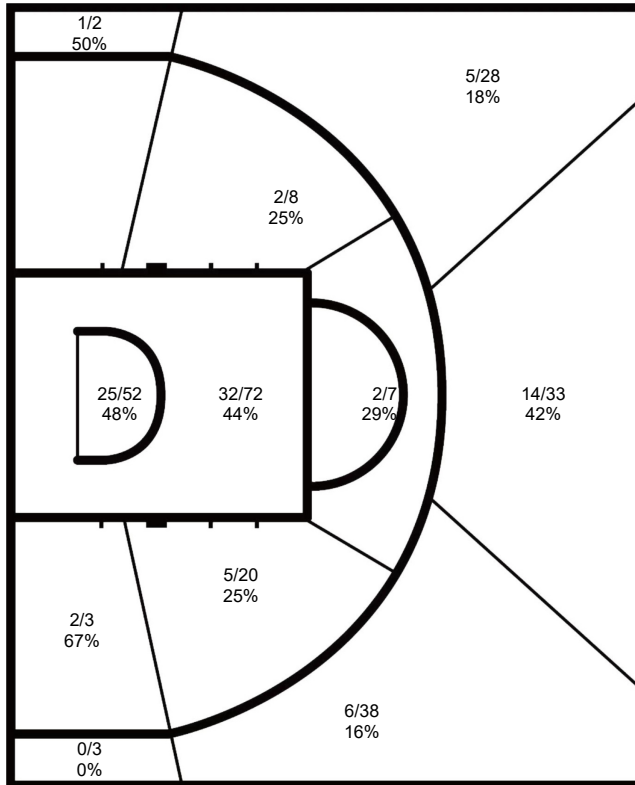
As of MON 2 OCT 2023 at 17:41

IND - India

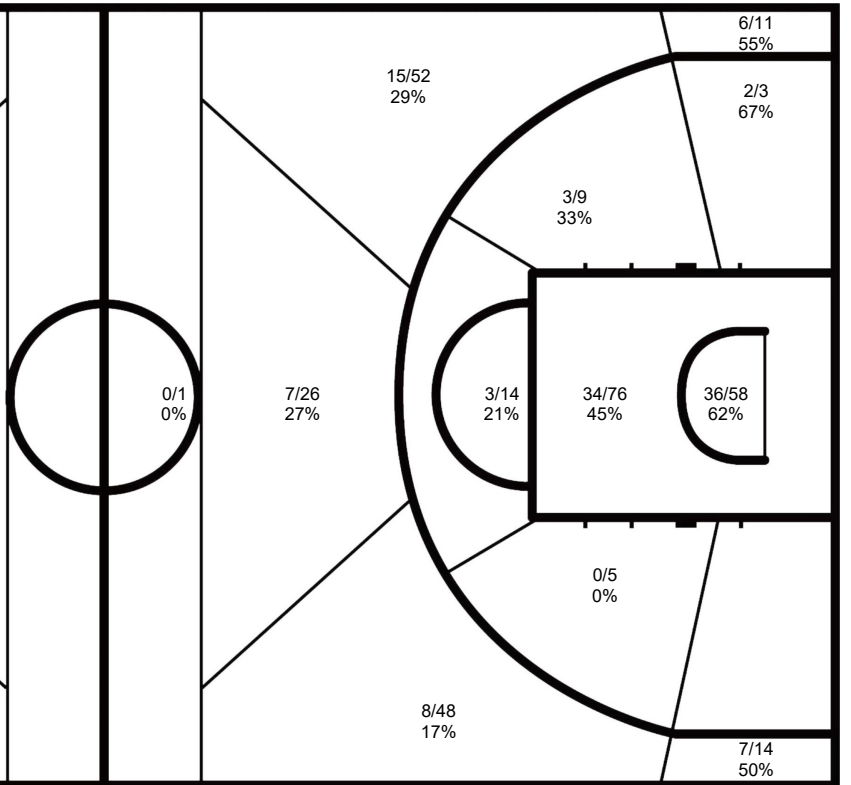
After 4 Games

Phase	IND Played	Score		Field Goals		2 Points		3 Points		Free Throws		Rebounds			AS	TO	ST	BS	PF	FD
				M/A	%	M/A	%	M/A	%	M/A	%	OR	DR	TOT						
Preliminary Round Group A	INA	66-46	For	22/66	33	15/36	42	7/30	23	15/20	75	18	38	56	17	17	11	5	13	17
			Agn.	18/82	22	14/50	28	4/32	13	6/10	60	30	30	60	16	18	7	2	17	13
Preliminary Round Group A	MGL	68-62	For	27/74	37	21/46	46	6/28	21	8/16	50	23	37	60	17	7	6	4	10	13
			Agn.	24/79	30	14/40	35	10/39	26	4/6	67	19	32	51	18	9	5	3	13	10
Preliminary Round Group A	CHN	53-111	For	22/65	34	15/37	41	7/28	25	2/4	50	10	23	33	7	20	5	0	9	8
			Agn.	47/93	51	35/56	63	12/37	32	5/8	63	24	35	59	35	9	11	1	8	9
Quarterfinals	PRK	57-96	For	23/61	38	18/43	42	5/18	28	6/10	60	14	19	33	10	19	7	1	15	8
			Agn.	32/66	49	15/22	68	17/44	39	15/19	79	18	26	44	31	14	10	6	10	15

IND - India



Opponents



IND	M/A	%
Field Goals	94/266	35
2 Points	69/162	43
3 Points	25/104	24
Free Throws	31/50	62

%	M/A	Opponents
38	121/320	Field Goals
46	78/168	2 Points
28	43/152	3 Points
70	30/43	Free Throws



Cumulative Statistics

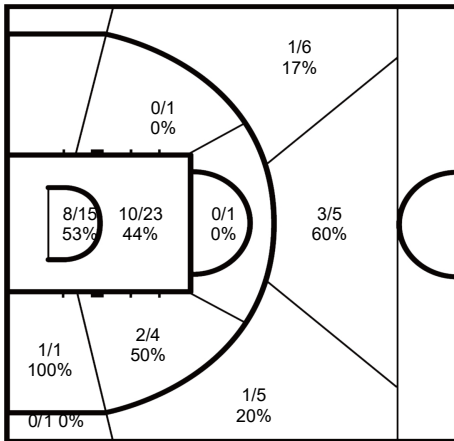
累计数据统计

As of MON 2 OCT 2023 at 17:41

IND - India

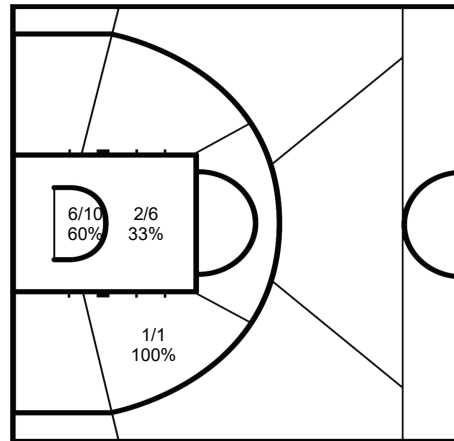
After 4 Games

8 SENTHIL KUMAR Pushpa



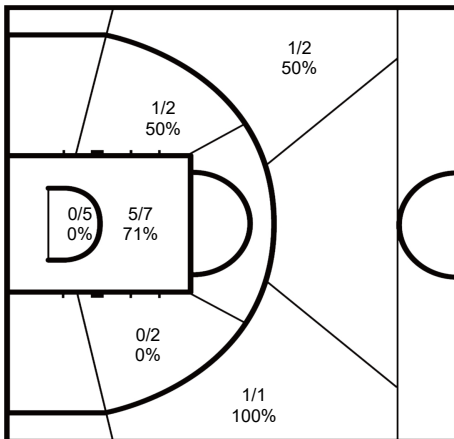
	M/A	%
Field Goals	26/62	42
2 Points	21/45	47
3 Points	5/17	29
Free Throws	15/24	63

9 Anmolpreet Kaur



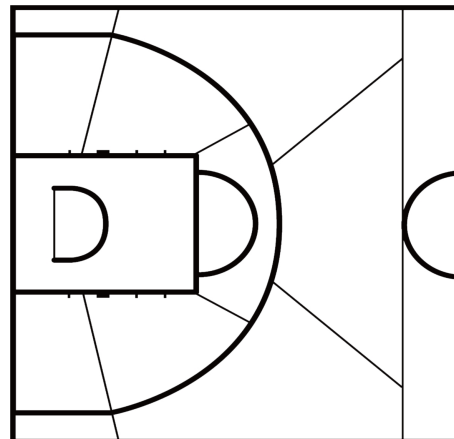
	M/A	%
Field Goals	9/17	53
2 Points	9/17	53
3 Points		
Free Throws	5/10	50

11 RANI Sreekala



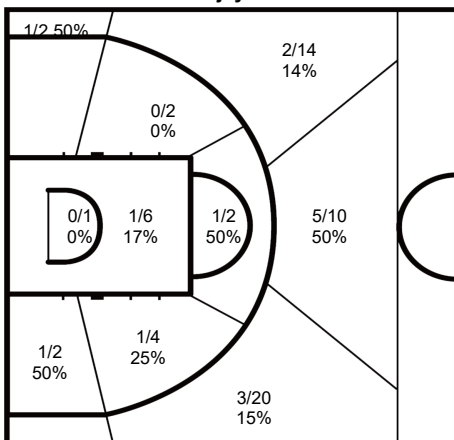
	M/A	%
Field Goals	8/19	42
2 Points	6/16	38
3 Points	2/3	67
Free Throws	3/4	75

12 Manmeet Kaur



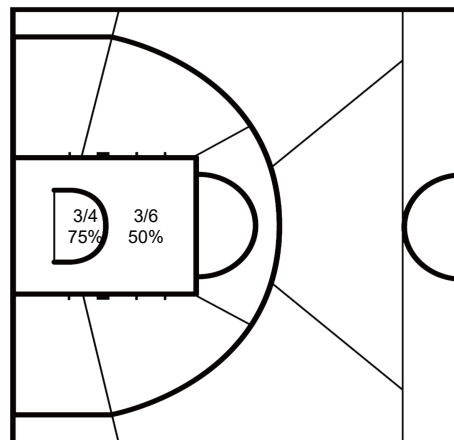
	M/A	%
Field Goals		
2 Points		
3 Points		
Free Throws		

14 LIMAYE Shireen Vijay



	M/A	%
Field Goals	15/63	24
2 Points	5/17	29
3 Points	10/46	22
Free Throws	1/1	100

15 CHATURVEDI Poonam



	M/A	%
Field Goals	6/10	60
2 Points	6/10	60
3 Points		
Free Throws		

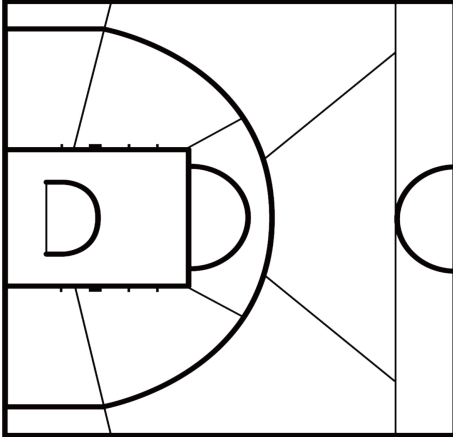


Cumulative Statistics

累计数据统计

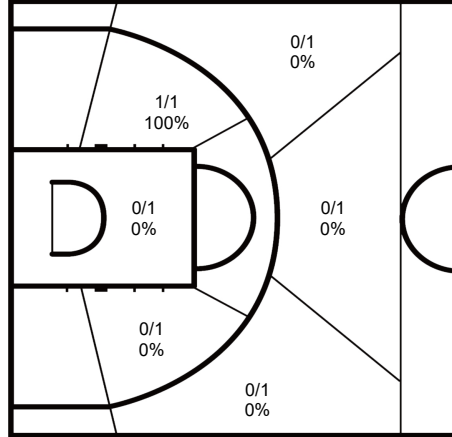
As of MON 2 OCT 2023 at 17:41

16 Sahana Shivamogga Mohan



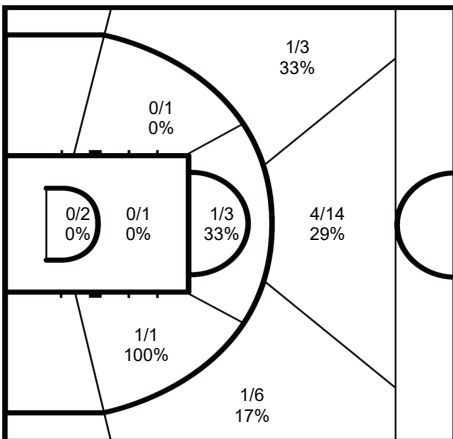
	M/A	%
Field Goals		
2 Points		
3 Points		
Free Throws		

18 HEMMIGE MAHESHA Bhandavya



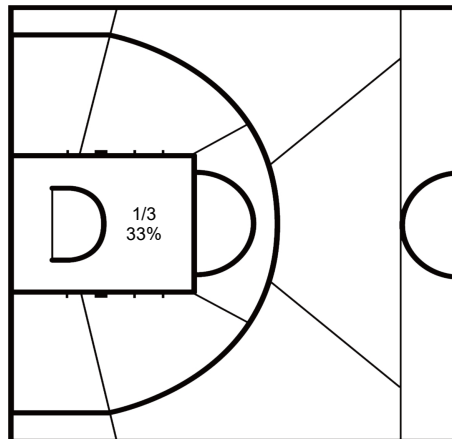
	M/A	%
Field Goals	1/6	17
2 Points	1/3	33
3 Points	0/3	0
Free Throws		

19 KUMARI Madhu



	M/A	%
Field Goals	8/31	26
2 Points	2/8	25
3 Points	6/23	26
Free Throws	1/1	100

20 JOSE Kavitha



	M/A	%
Field Goals	1/3	33
2 Points	1/3	33
3 Points		
Free Throws		

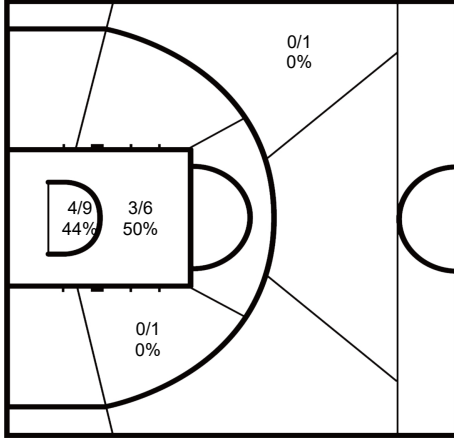


Cumulative Statistics

累计数据统计

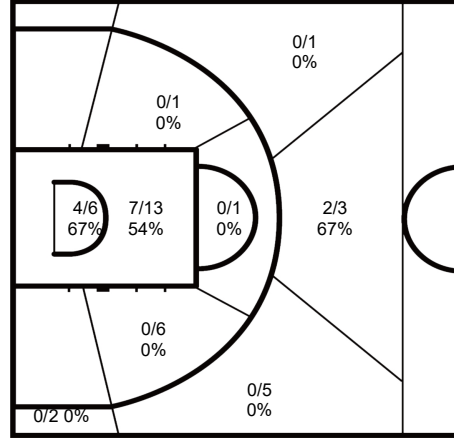
As of MON 2 OCT 2023 at 17:41

21 RATHINAVEL Sruthy



	M/A	%
Field Goals	7/17	41
2 Points	7/16	44
3 Points	0/1	0
Free Throws	1/2	50

24 RAMESH Sanjana



	M/A	%
Field Goals	13/38	34
2 Points	11/27	41
3 Points	2/11	18
Free Throws	5/8	63

Legend:

%	Shooting Percentage	(C)	Captain	+/-	Plus-Minus	Agn.	Against
AS	Assists	BS	Blocked Shots	DR	Defensive Rebounds	DSQ	Disqualified
FD	Fouls Drawn	GP	Games Played	M/A	Made/Attempts	MPG	Minutes Played per Game
No.	Uniform Number	OR	Offensive Rebounds	PF	Fouls	PPG	Points per Game
PTS	Points	ST	Steals	TO	Turnovers	TOT	Total Rebounds
TP	Time Played						



Cumulative Statistics

累计数据统计

As of THU 5 OCT 2023 at 21:51

JPN - Japan

After 6 Games

Player Totals

No.	Name	GP	TP	Field Goals		2 Points		3 Points		Free Throws		Rebounds			AS	TO	ST	BS	PF	FD	+/-	PTS																														
				M/A	%	M/A	%	M/A	%	M/A	%	OR	DR	TOT																																						
4	KAWAI Mai	6	1:27:27	11/29	38	5/18	28	6/11	55	2/5	40	2	10	12	30	5	7		7	4	70	30																														
8	TAKADA Maki	6	2:04:39	28/59	48	19/36	53	9/23	39	8/10	80	8	25	33	8	5	1		3	4	119	73																														
11	YABU Minami	6	40:59	4/12	33	2/6	33	2/6	33			2	6	8	5				3	4	56	10																														
12	ASAHINA Azusa	6	1:17:56	14/30	47	11/21	52	3/9	33	4/4	100	11	17	28	4	3	4	1	8	4	90	35																														
15	MOTOHASHI Nako	6	40:45	7/13	54	4/7	57	3/6	50			2	6	8	15	8	2		4	1	44	17																														
27	HAYASHI Saki(C)	6	2:08:18	25/53	47	7/18	39	18/35	51	1/2	50	3	15	18	12	4	7		6	5	125	69																														
31	HIRASHITA Aika	6	2:04:12	33/67	49	14/18	78	19/49	39	6/6	100	5	9	14	6	4	11	1	7	5	111	91																														
32	MIYAZAKI Saori	6	1:49:48	18/42	43	15/26	58	3/16	19	2/3	67	1	10	11	37	10	15		12	4	119	41																														
59	HOSHI Anri	6	1:48:43	20/37	54	11/20	55	9/17	53	2/4	50	4	7	11	12	7	12	3	10	8	141	51																														
75	TODO Nanako	6	1:59:48	17/34	50	16/25	64	1/9	11	3/3	100	8	11	19	17	4	12	2	12	5	90	38																														
88	AKAHO Himawari	6	1:58:19	24/42	57	20/29	69	4/13	31	10/13	77	12	20	32	5	4	8	2	8	12	92	62																														
99	OKOYE Monica	6	1:58:11	11/43	26	8/22	36	3/21	14	6/9	67	11	12	23	8	4	3	6	9	6	113	31																														
Team/Coach												21			13			34																																		
Totals				212/461		46		132/246		54		80/215		37		44/59		75		90			161			251			159			59			89			16			93			69			234			548		
Opponents				123/343		36		101/238		42		22/105		21		46/75		61		82			170			252			81			153			34			12			69			93			-234			314		

Team Totals

	JPN	Opponents
Points from Turnovers	213	172
Points in the Paint	242(121/212)57%	172(86/186)46%
Second Chance Points	74	70
Fast Break Points	158	38
Bench Points	244	101

Player Averages

No.	Name	GP	MPG	Field Goals		2 Points		3 Points		Free Throws		Rebounds			AS	TO	ST	BS	PF	FD	+/-	PTS																														
				M/A	%	M/A	%	M/A	%	M/A	%	OR	DR	TOT																																						
4	KAWAI Mai	6	14:34	1.8/4.8	38	0.8/3.0	28	6/11	55	0.3/0.8	40	0.3	1.7	2.0	5.0	0.8	1.2		1.2	0.7	11.7	5.0																														
8	TAKADA Maki	6	20:46	4.7/9.8	48	3.2/6.0	53	9/23	39	1.3/1.7	80	1.3	4.2	5.5	1.3	0.8	0.8	0.2	1.2	1.8	19.8	12.2																														
11	YABU Minami	6	6:49	0.7/2.0	33	0.3/1.0	33	2/6	33			0.3	1.0	1.3	0.8		0.5		0.5	0.7	9.3	1.7																														
12	ASAHINA Azusa	6	12:59	2.3/5.0	47	1.8/3.5	52	3/9	33	0.7/0.7	100	1.8	2.8	4.7	0.7	0.5	0.7	0.2	1.3	0.7	15.0	5.8																														
15	MOTOHASHI Nako	6	6:47	1.2/2.2	54	0.7/1.2	57	3/6	50			0.3	1.0	1.3	2.5	1.3	0.3		0.7	0.2	7.3	2.8																														
27	HAYASHI Saki(C)	6	21:23	4.2/8.8	47	1.2/3.0	39	18/35	51	0.2/0.3	50	0.5	2.5	3.0	2.0	0.7	1.2		1.0	0.8	20.8	11.5																														
31	HIRASHITA Aika	6	20:42	5.5/11.2	49	2.3/3.0	78	19/49	39	1.0/1.0	100	0.8	1.5	2.3	1.0	0.7	1.8	0.2	1.2	0.8	18.5	15.2																														
32	MIYAZAKI Saori	6	18:18	3.0/7.0	43	2.5/4.3	58	3/16	19	0.3/0.5	67	0.2	1.7	1.8	6.2	1.7	2.5		2.0	0.7	19.8	6.8																														
59	HOSHI Anri	6	18:07	3.3/6.2	54	1.8/3.3	55	9/17	53	0.3/0.7	50	0.7	1.2	1.8	2.0	1.2	2.0	0.5	1.7	1.3	23.5	8.5																														
75	TODO Nanako	6	19:58	2.8/5.7	50	2.7/4.2	64	1/9	11	0.5/0.5	100	1.3	1.8	3.2	2.8	0.7	2.0	0.3	2.0	0.8	15.0	6.3																														
88	AKAHO Himawari	6	19:43	4.0/7.0	57	3.3/4.8	69	4/13	31	1.7/2.2	77	2.0	3.3	5.3	0.8	0.7	1.3	0.3	1.3	2.0	15.3	10.3																														
99	OKOYE Monica	6	19:41	1.8/7.2	26	1.3/3.7	36	3/21	14	1.0/1.5	67	1.8	2.0	3.8	1.3	0.7	0.5	1.0	1.5	1.0	18.8	5.2																														
Team/Coach												3.5			2.2			5.7																																		
Totals				35.3/76.8		46		22.0/41.0		54		13.3/35.8		37		7.3/9.8		75		15.0			26.8			41.8			26.5			9.8			14.8			2.7			15.5			11.5			39.0			91.3		
Opponents				20.5/57.2		36		16.8/39.7		42		3.7/17.5		21		7.7/12.5		61		13.7			28.3			42.0			13.5			25.5			5.7			2.0			11.5			15.5			-39.0			52.3		

Team Averages

	JPN	Opponents
Points from Turnovers	35.5	8.2
Points in the Paint	40.3	28.7
Second Chance Points	12.3	11.7
Fast Break Points	26.3	6.3
Bench Points	40.7	16.8



Cumulative Statistics

累计数据统计

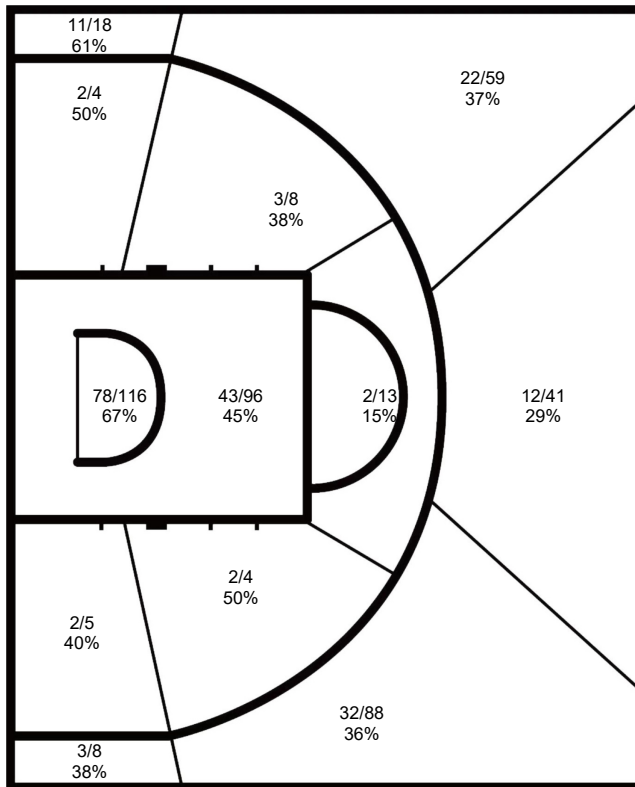
As of THU 5 OCT 2023 at 21:51

JPN - Japan

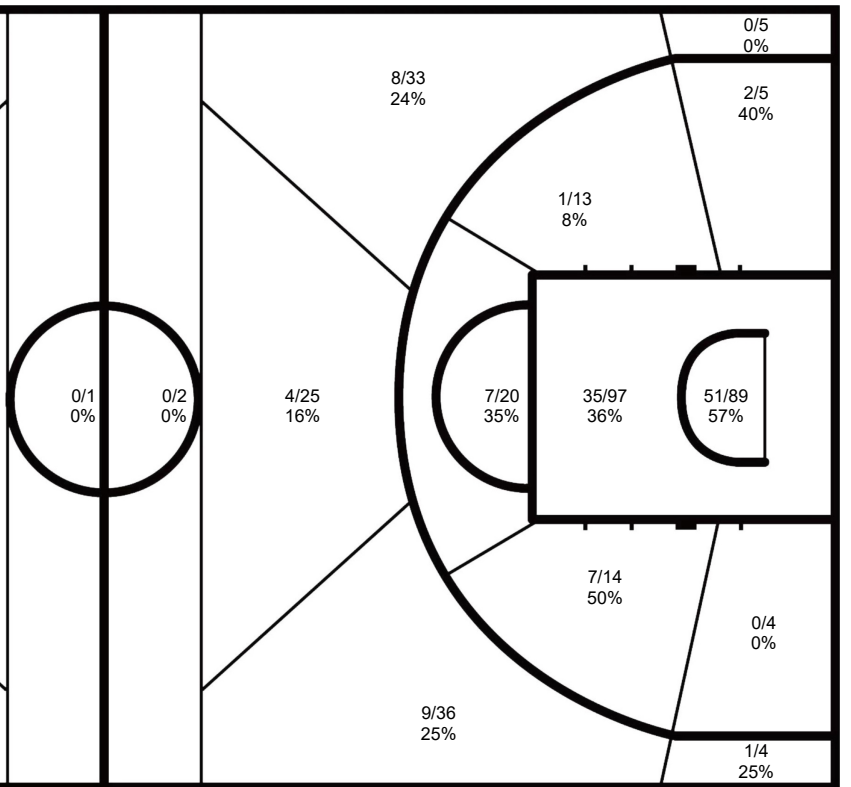
After 6 Games

Phase	JPN Played	Score	Field Goals		2 Points		3 Points		Free Throws		Rebounds			AS	TO	ST	BS	PF	FD	
			M/A	%	M/A	%	M/A	%	M/A	%	OR	DR	TOT							
Preliminary Round Group B	HKG	118-46	For	48/89	54	33/51	65	15/38	40	7/10	70	20	34	54	36	13	15	3	15	11
			Agn.	18/69	26	15/51	29	3/18	17	7/14	50	22	23	45	6	29	9	3	11	15
Preliminary Round Group B	KAZ	92-30	For	36/76	47	21/38	55	15/38	40	5/9	56	14	22	36	28	9	25	1	15	9
			Agn.	8/32	25	7/20	35	1/12	8	13/17	77	6	29	35	10	40	2	0	9	15
Preliminary Round Group B	PHI	96-59	For	36/81	44	22/36	61	14/45	31	10/12	83	22	26	48	33	11	16	5	15	10
			Agn.	23/62	37	16/40	40	7/22	32	6/9	67	14	24	38	14	24	7	2	10	15
Quarterfinals	INA	89-47	For	35/80	44	20/40	50	15/40	38	4/5	80	14	24	38	25	8	18	4	17	11
			Agn.	18/49	37	14/32	44	4/17	24	7/16	44	15	32	47	14	31	5	3	11	17
Semifinals	KOR	81-58	For	30/67	45	16/35	46	14/32	44	7/11	64	10	31	41	20	7	9	2	15	12
			Agn.	23/62	37	20/47	43	3/15	20	9/13	69	12	30	42	18	14	7	1	12	15
Finals	CHN	72-74	For	27/68	40	20/46	44	7/22	32	11/12	92	10	24	34	17	11	6	1	16	16
			Agn.	33/69	48	29/48	60	4/21	19	4/6	67	13	32	45	19	15	4	3	16	16

JPN - Japan



Opponents



JPN	M/A	%
Field Goals	212/461	46
2 Points	132/246	54
3 Points	80/215	37
Free Throws	44/59	75

%	M/A	Opponents
36	123/343	Field Goals
42	101/238	2 Points
21	22/105	3 Points
61	46/75	Free Throws



Cumulative Statistics

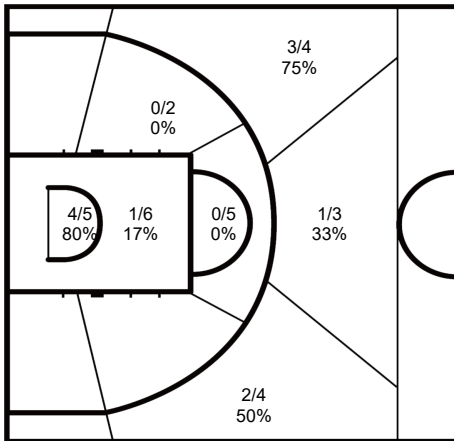
累计数据统计

As of THU 5 OCT 2023 at 21:51

JPN - Japan

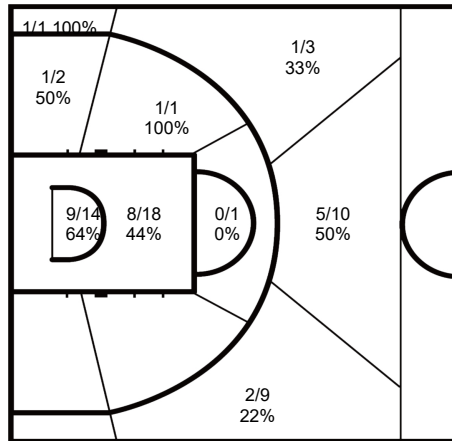
After 6 Games

4 KAWAI Mai



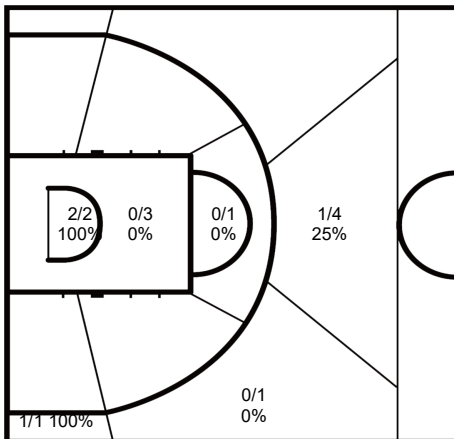
	M/A	%
Field Goals	11/29	38
2 Points	5/18	28
3 Points	6/11	55
Free Throws	2/5	40

8 TAKADA Maki



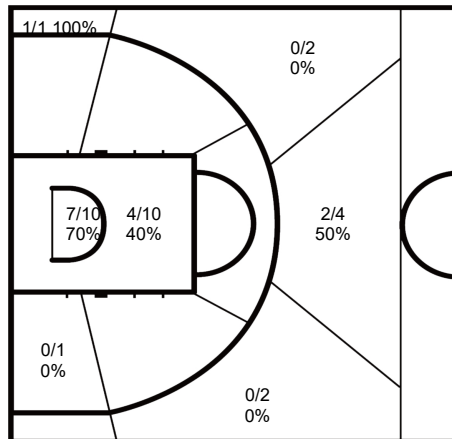
	M/A	%
Field Goals	28/59	48
2 Points	19/36	53
3 Points	9/23	39
Free Throws	8/10	80

11 YABU Minami



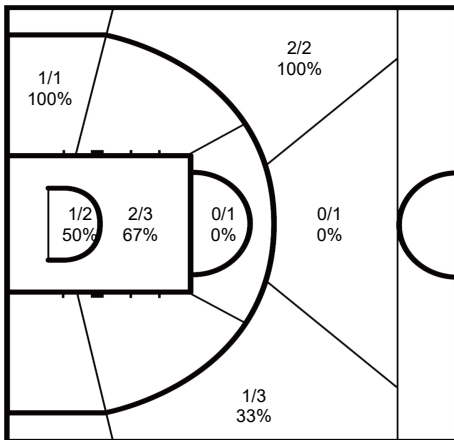
	M/A	%
Field Goals	4/12	33
2 Points	2/6	33
3 Points	2/6	33
Free Throws		

12 ASAHINA Azusa



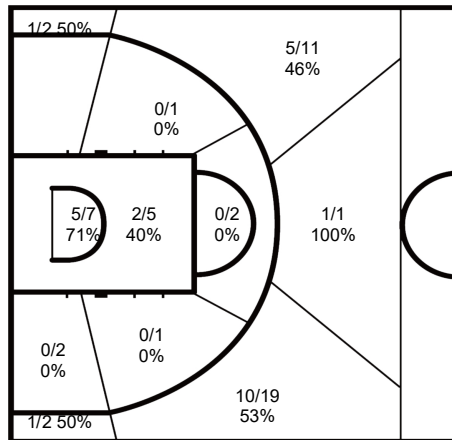
	M/A	%
Field Goals	14/30	47
2 Points	11/21	52
3 Points	3/9	33
Free Throws	4/4	100

15 MOTOHASHI Nako



	M/A	%
Field Goals	7/13	54
2 Points	4/7	57
3 Points	3/6	50
Free Throws		

27 HAYASHI Saki



	M/A	%
Field Goals	25/53	47
2 Points	7/18	39
3 Points	18/35	51
Free Throws	1/2	50

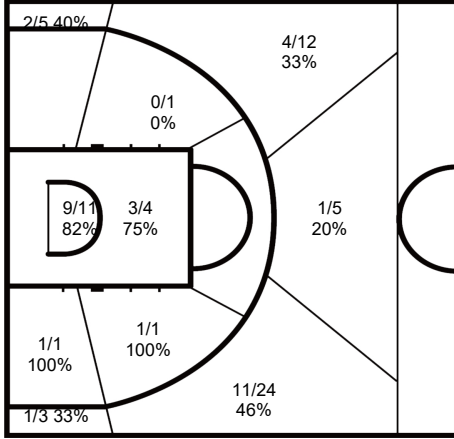


Cumulative Statistics

累计数据统计

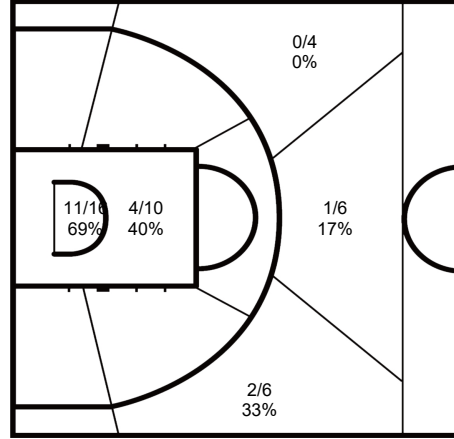
As of THU 5 OCT 2023 at 21:51

31 HIRASHITA Aika



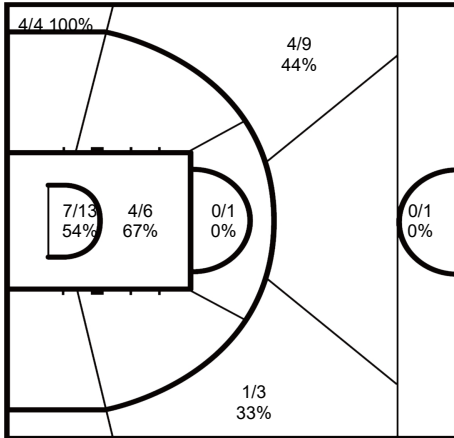
	M/A	%
Field Goals	33/67	49
2 Points	14/18	78
3 Points	19/49	39
Free Throws	6/6	100

32 MIYAZAKI Saori



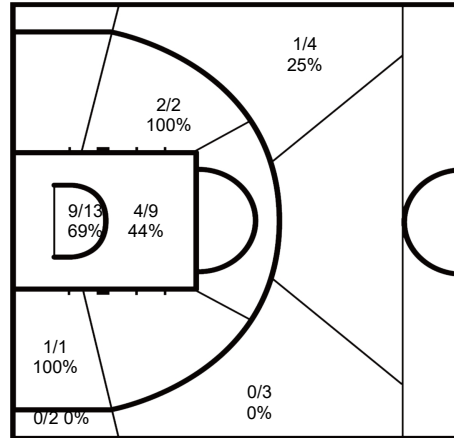
	M/A	%
Field Goals	18/42	43
2 Points	15/26	58
3 Points	3/16	19
Free Throws	2/3	67

59 HOSHI Anri



	M/A	%
Field Goals	20/37	54
2 Points	11/20	55
3 Points	9/17	53
Free Throws	2/4	50

75 TODO Nanako



	M/A	%
Field Goals	17/34	50
2 Points	16/25	64
3 Points	1/9	11
Free Throws	3/3	100

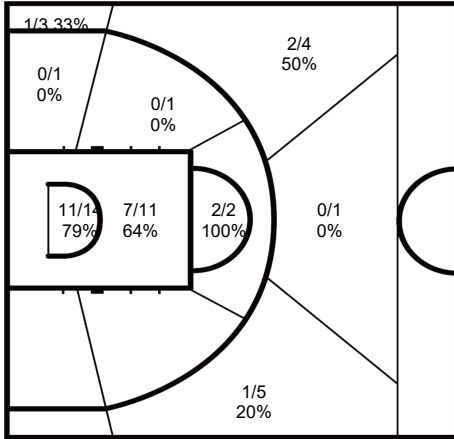


Cumulative Statistics

累计数据统计

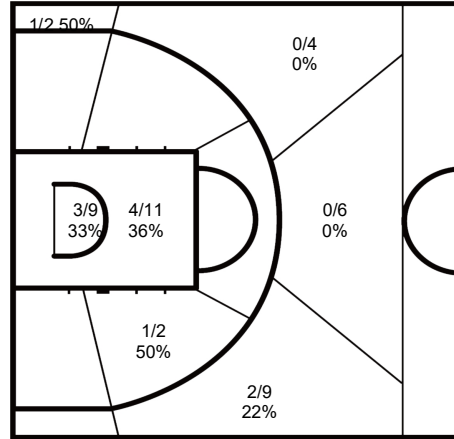
As of THU 5 OCT 2023 at 21:51

88 AKAHO Himawari



	M/A	%
Field Goals	24/42	57
2 Points	20/29	69
3 Points	4/13	31
Free Throws	10/13	77

99 OKOYE Monica



	M/A	%
Field Goals	11/43	26
2 Points	8/22	36
3 Points	3/21	14
Free Throws	6/9	67

Legend:

%	Shooting Percentage	(C)	Captain	+/-	Plus-Minus	Agn.	Against
AS	Assists	BS	Blocked Shots	DR	Defensive Rebounds	DSQ	Disqualified
FD	Fouls Drawn	GP	Games Played	M/A	Made/Attempts	MPG	Minutes Played per Game
No.	Uniform Number	OR	Offensive Rebounds	PF	Fouls	PPG	Points per Game
PTS	Points	ST	Steals	TO	Turnovers	TOT	Total Rebounds
TP	Time Played						

Timing and Results provided by Bornan



Cumulative Statistics

累计数据统计

As of SUN 1 OCT 2023 at 19:36

KAZ - Kazakhstan

After 3 Games

Player Totals

No.	Name	GP	TP	Field Goals		2 Points		3 Points		Free Throws		Rebounds			AS	TO	ST	BS	PF	FD	+/-	PTS	
				M/A	%	M/A	%	M/A	%	M/A	%	OR	DR	TOT									
1	UMEROVA Liya	3	13:31	0/1	0			0/1	0			1	1	2	1	5	1		3		-9		
5	GAVRILYUK Rufina	3	58:48	3/12	25	1/7	14	2/5	40	3/4	75	3	2	5	5	7			7	4	-39	11	
6	BAGMET Oxana	3	54:26	5/8	63	5/7	71	0/1	0					10	10	5	11	4		5	2	-47	10
7	KUZMINA Tamara	3	1:31:07	9/31	29	5/14	36	4/17	24	5/8	63	5	13	18	8	10		3	3	10	-81	27	
8	ASTAPENKO Mariya	3	15:39	0/3	0	0/3	0							2	2	1	3					-19	
9	ALISHAUSKAITE-LOPATINA Anastassiya(C)	3	1:26:33	8/30	27	4/8	50	4/22	18	4/5	80	2	5	7	3	14	4		6	4	-71	24	
11	NURBAYEVA Oxana	3	44:01	2/6	33	2/6	33			7/14	50	9	9	18	1	6	2		3	11	-36	11	
13	BEZGODOVA Anna	3	1:10:57	8/30	27	8/28	29	0/2	0	8/10	80	17	29	46	4	8	1	1	3	9	-55	24	
15	YAKOVLEVA Nadezhda	3	2:39											1	1							-5	
16	GAMMER Yekaterina	3	45:22	2/11	18	0/4	0	2/7	29	0/2	0		2	2	2	7	1		6	2	-34	6	
17	KOROLEVA Daria	3	1:41:35	5/21	24	4/10	40	1/11	9	16/20	80	7	12	19	1	18	1		9	11	-78	27	
21	ILYASSOVA Annastassiya	3	15:22	2/3	67	2/2	100	0/1	0	1/2	50			2	2				1	2	-26	5	
Team/Coach												13	16	29		7						1	
Totals				44/156	28	31/89	35	13/67	19	44/65	68	57	104	161	31	96	14	4	47	55	-100	145	
Opponents				90/233	39	53/133	40	37/100	37	28/49	57	57	75	132	64	31	60	4	55	46	100	245	

Team Totals

	KAZ	Opponents
Points from Turnovers	16	94
Points in the Paint	48(24/72)33%	94(47/108)44%
Second Chance Points	33	41
Fast Break Points	17	63
Bench Points	32	97

Player Averages

No.	Name	GP	MPG	Field Goals		2 Points		3 Points		Free Throws		Rebounds			AS	TO	ST	BS	PF	FD	+/-	PTS	
				M/A	%	M/A	%	M/A	%	M/A	%	OR	DR	TOT									
1	UMEROVA Liya	3	4:30	0.0/0.3	0			0/1	0			0.3	0.3	0.7	0.3	1.7	0.3		1.0		-3.0		
5	GAVRILYUK Rufina	3	19:36	1.0/4.0	25	0.3/2.3	14	2/5	40	1.0/1.3	75	1.0	0.7	1.7	1.7	2.3			2.3	1.3	-13.0	3.7	
6	BAGMET Oxana	3	18:08	1.7/2.7	63	1.7/2.3	71	0/1	0					3.3	3.3	1.7	3.7	1.3		1.7	0.7	-15.7	3.3
7	KUZMINA Tamara	3	30:22	3.0/10.3	29	1.7/4.7	36	4/17	24	1.7/2.7	63	1.7	4.3	6.0	2.7	3.3		1.0	1.0	3.3	-27.0	9.0	
8	ASTAPENKO Mariya	3	5:13	0.0/1.0	0	0.0/1.0	0							0.7	0.7	0.3	1.0					-6.3	
9	ALISHAUSKAITE-LOPATINA Anastassiya(C)	3	28:51	2.7/10.0	27	1.3/2.7	50	4/22	18	1.3/1.7	80	0.7	1.7	2.3	1.0	4.7	1.3		2.0	1.3	-23.7	8.0	
11	NURBAYEVA Oxana	3	14:40	0.7/2.0	33	0.7/2.0	33			2.3/4.7	50	3.0	3.0	6.0	0.3	2.0	0.7		1.0	3.7	-12.0	3.7	
13	BEZGODOVA Anna	3	23:39	2.7/10.0	27	2.7/9.3	29	0/2	0	2.7/3.3	80	5.7	9.7	15.3	1.3	2.7	0.3	0.3	1.0	3.0	-18.3	8.0	
15	YAKOVLEVA Nadezhda	3	0:53											0.3	0.3							-1.7	
16	GAMMER Yekaterina	3	15:07	0.7/3.7	18	0.0/1.3	0	2/7	29	0.0/0.7	0		0.7	0.7	0.7	2.3	0.3		2.0	0.7	-11.3	2.0	
17	KOROLEVA Daria	3	33:51	1.7/7.0	24	1.3/3.3	40	1/11	9	5.3/6.7	80	2.3	4.0	6.3	0.3	6.0	0.3		3.0	3.7	-26.0	9.0	
21	ILYASSOVA Annastassiya	3	5:07	0.7/1.0	67	0.7/0.7	100	0/1	0	0.3/0.7	50			0.7	0.7				0.3	0.7	-8.7	1.7	
Team/Coach												4.3	5.3	9.7		2.3			0.3				
Totals				14.7/52.0	28	10.3/29.7	35	4.3/22.3	19	14.7/21.7	68	19.0	34.7	53.7	10.3	32.0	4.7	1.3	15.7	18.3	-33.3	48.3	
Opponents				30.0/77.7	39	17.7/44.3	40	12.3/33.3	37	9.3/16.3	57	19.0	25.0	44.0	21.3	10.3	20.0	1.3	18.3	15.3	33.3	81.7	

Team Averages

	KAZ	Opponents
Points from Turnovers	5.3	34.7
Points in the Paint	16.0	31.3
Second Chance Points	11.0	13.7
Fast Break Points	5.7	21.0
Bench Points	10.7	32.3



Cumulative Statistics

累计数据统计

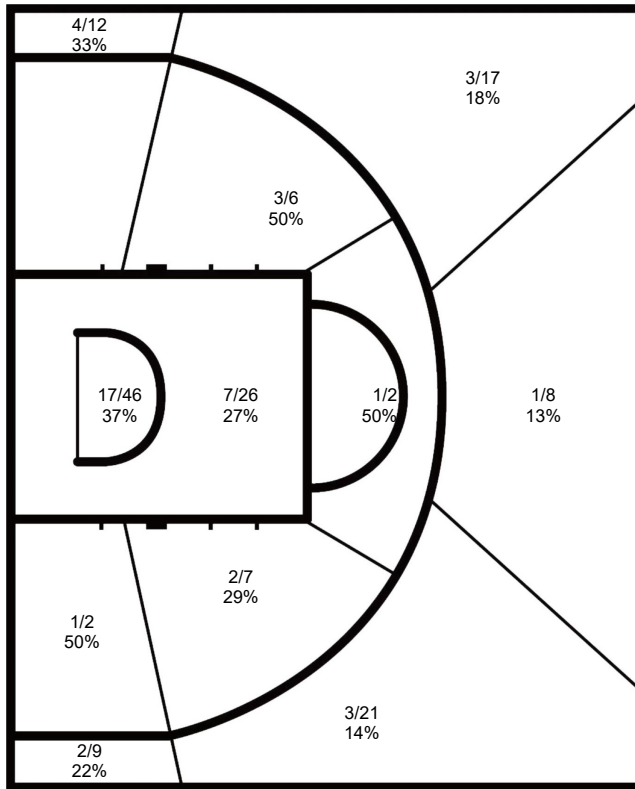
As of SUN 1 OCT 2023 at 19:36

KAZ - Kazakhstan

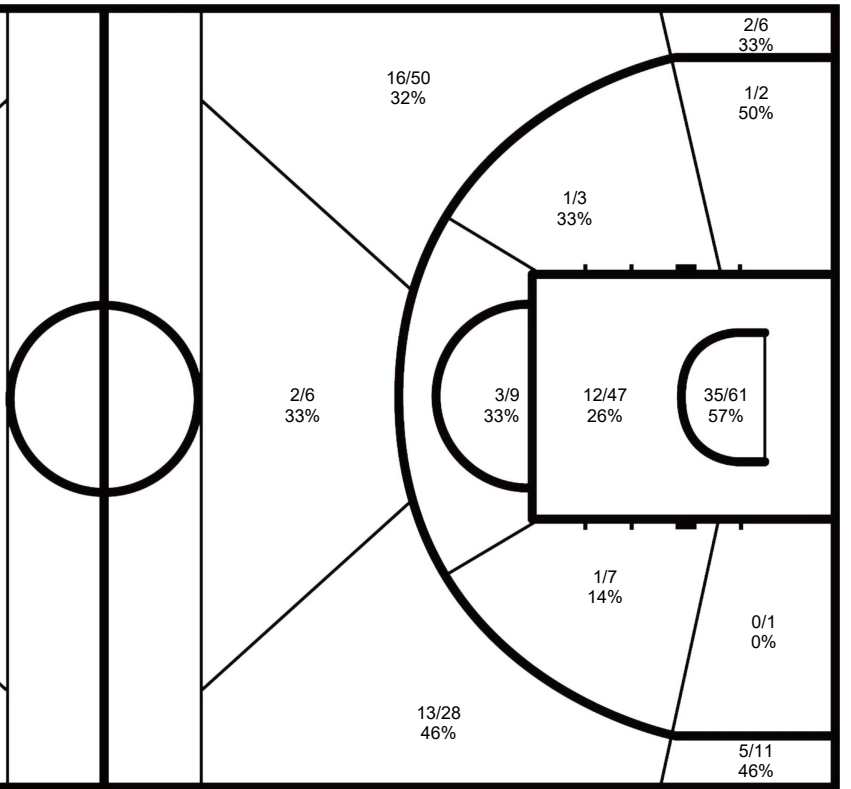
After 3 Games

Phase	KAZ Played	Score		Field Goals		2 Points		3 Points		Free Throws		Rebounds			AS	TO	ST	BS	PF	FD
				M/A	%	M/A	%	M/A	%	M/A	%	OR	DR	TOT						
Preliminary Round Group B	PHI	59-83	For	21/64	33	16/40	40	5/24	21	12/14	86	14	33	47	10	23	5	2	13	12
			Agn.	34/84	41	21/47	45	13/37	35	2/8	25	23	30	53	19	11	15	0	12	13
Preliminary Round Group B	JPN	30-92	For	8/32	25	7/20	35	1/12	8	13/17	77	6	29	35	10	40	2	0	9	15
			Agn.	36/76	47	21/38	55	15/38	40	5/9	56	14	22	36	28	9	25	1	15	9
Preliminary Round Group B	HKG	56-70	For	15/60	25	8/29	28	7/31	23	19/34	56	37	42	79	11	33	7	2	25	28
			Agn.	20/73	27	11/48	23	9/25	36	21/32	66	20	23	43	17	11	20	3	28	24

KAZ - Kazakhstan



Opponents



KAZ	M/A	%
Field Goals	44/156	28
2 Points	31/89	35
3 Points	13/67	19
Free Throws	44/65	68

%	M/A	Opponents
39	90/233	Field Goals
40	53/133	2 Points
37	37/100	3 Points
57	28/49	Free Throws



Cumulative Statistics

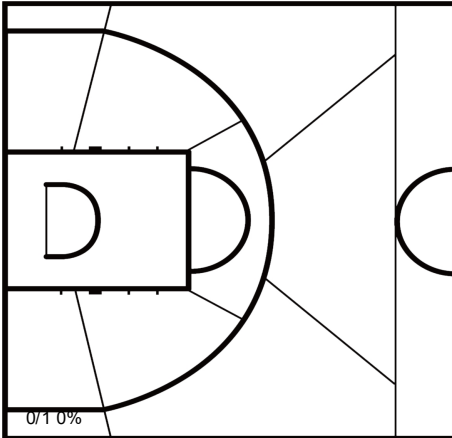
累计数据统计

As of SUN 1 OCT 2023 at 19:36

KAZ - Kazakhstan

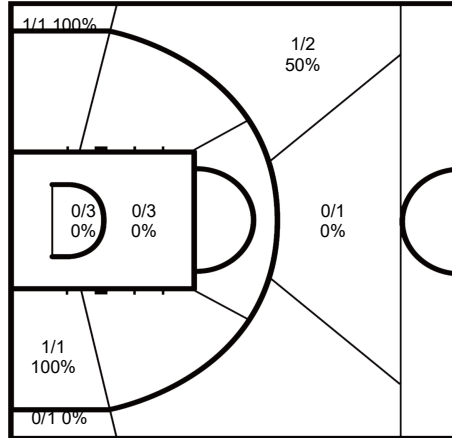
After 3 Games

1 UMEROVA Liya



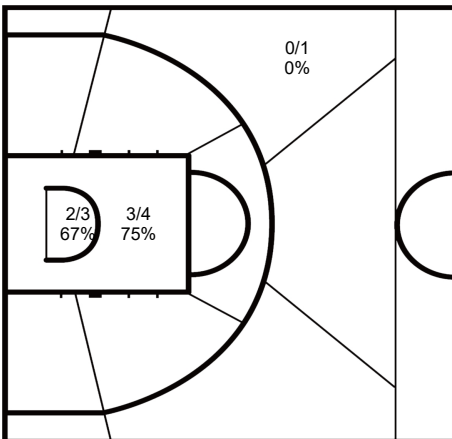
	M/A	%
Field Goals	0/1	0
2 Points		
3 Points	0/1	0
Free Throws		

5 GAVRILYUK Rufina



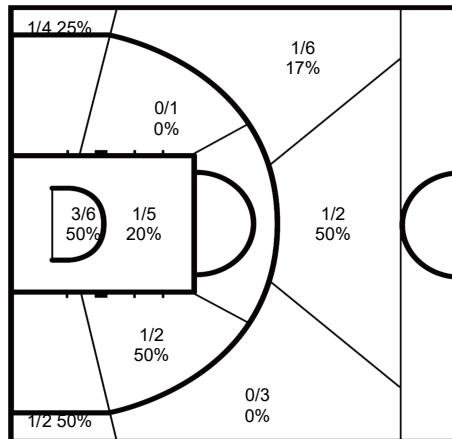
	M/A	%
Field Goals	3/12	25
2 Points	1/7	14
3 Points	2/5	40
Free Throws	3/4	75

6 BAGMET Oxana



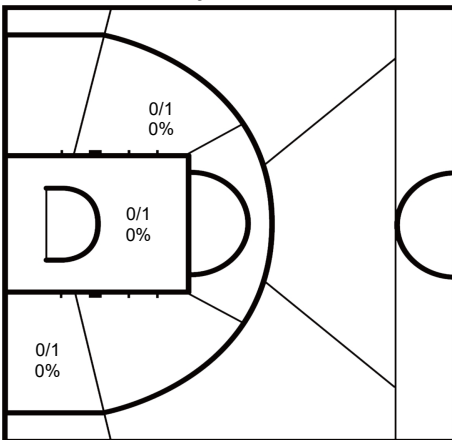
	M/A	%
Field Goals	5/8	63
2 Points	5/7	71
3 Points	0/1	0
Free Throws		

7 KUZMINA Tamara



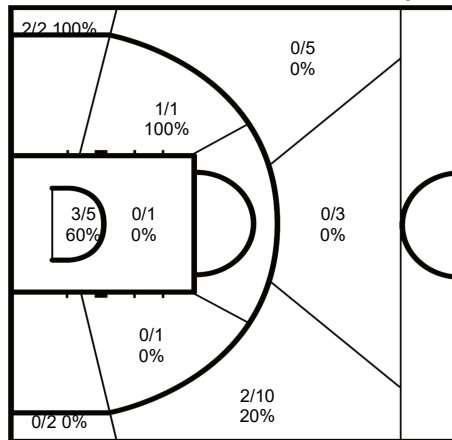
	M/A	%
Field Goals	9/31	29
2 Points	5/14	36
3 Points	4/17	24
Free Throws	5/8	63

8 ASTAPENKO Mariya



	M/A	%
Field Goals	0/3	0
2 Points	0/3	0
3 Points		
Free Throws		

9 ALISHAUSKAITE-LOPATINA Anastasiya



	M/A	%
Field Goals	8/30	27
2 Points	4/8	50
3 Points	4/22	18
Free Throws	4/5	80

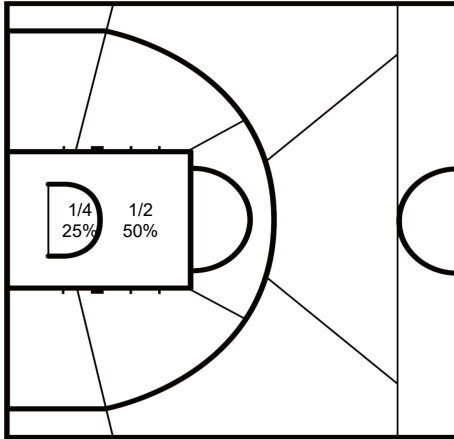


Cumulative Statistics

累计数据统计

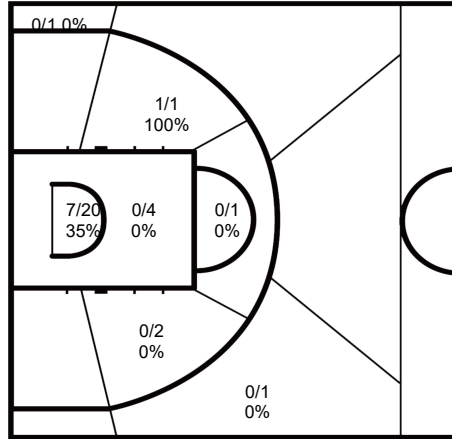
As of SUN 1 OCT 2023 at 19:36

11 NURBAYEVA Oxana



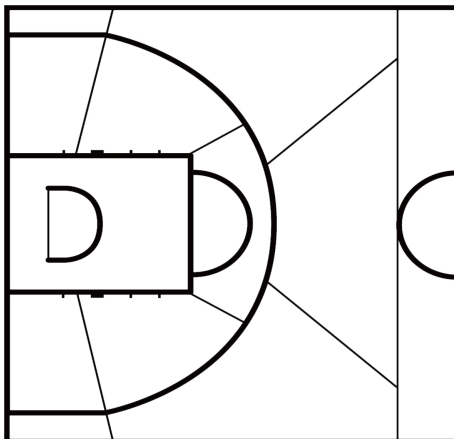
	M/A	%
Field Goals	2/6	33
2 Points	2/6	33
3 Points		
Free Throws	7/14	50

13 BEZGODOVA Anna



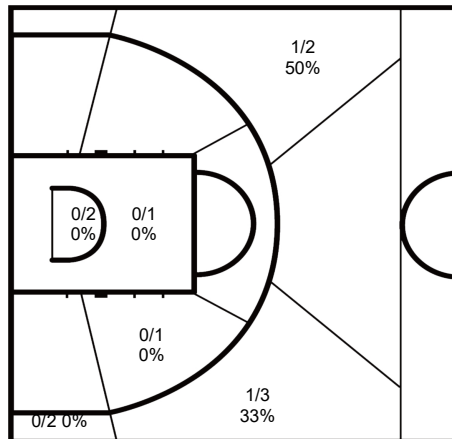
	M/A	%
Field Goals	8/30	27
2 Points	8/28	29
3 Points	0/2	0
Free Throws	8/10	80

15 YAKOVLEVA Nadezhda



	M/A	%
Field Goals		
2 Points		
3 Points		
Free Throws		

16 GAMMER Yekaterina



	M/A	%
Field Goals	2/11	18
2 Points	0/4	0
3 Points	2/7	29
Free Throws	0/2	0

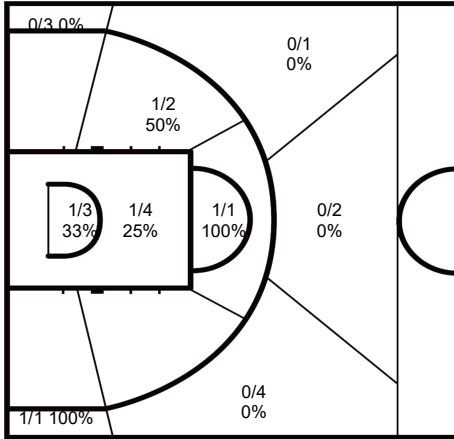


Cumulative Statistics

累计数据统计

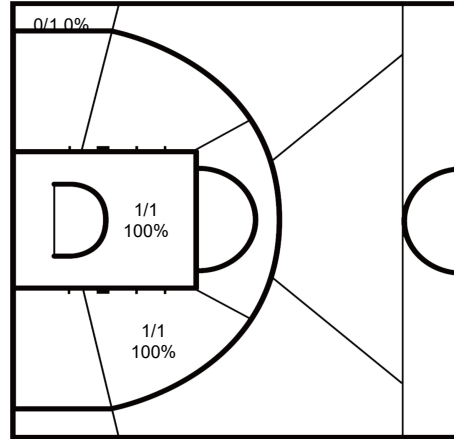
As of SUN 1 OCT 2023 at 19:36

17 KOROLEVA Daria



	M/A	%
Field Goals	5/21	24
2 Points	4/10	40
3 Points	1/11	9
Free Throws	16/20	80

21 ILYASSOVA Annastasiya



	M/A	%
Field Goals	2/3	67
2 Points	2/2	100
3 Points	0/1	0
Free Throws	1/2	50

Legend:

%	Shooting Percentage	(C)	Captain	+/-	Plus-Minus	Agn.	Against
AS	Assists	BS	Blocked Shots	DR	Defensive Rebounds	DSQ	Disqualified
FD	Fouls Drawn	GP	Games Played	M/A	Made/Attempts	MPG	Minutes Played per Game
No.	Uniform Number	OR	Offensive Rebounds	PF	Fouls	PPG	Points per Game
PTS	Points	ST	Steals	TO	Turnovers	TOT	Total Rebounds
TP	Time Played						

Cumulative Statistics

累计数据统计

As of THU 5 OCT 2023 at 17:59

KOR - Republic of Korea

After 6 Games

Player Totals

No.	Name	GP	TP	Field Goals		2 Points		3 Points		Free Throws		Rebounds			AS	TO	ST	BS	PF	FD	+/-	PTS
				M/A	%	M/A	%	M/A	%	M/A	%	OR	DR	TOT								
1	SHIN Jihyun	6	58:40	10/22	46	5/13	39	5/9	56	1/2	50	1	4	5	10	3	2		5	1	23	26
3	KANG Leeseul	6	2:06:15	22/47	47	5/10	50	17/37	46	3/3	100	7	16	23	9	4	2		6	3	46	64
5	AN Heji	6	2:07:13	7/14	50	5/9	56	2/5	40	2/5	40	4	13	17	34	10	1		7	10	52	18
6	LEE Sohee	6	1:32:04	12/33	36	5/13	39	7/20	35	5/7	71	5	14	19	10	7	11		7	6	85	36
7	PARK Jisu	6	2:13:30	39/74	53	38/72	53	1/2	50	13/20	65	14	26	40	20	10	12	5	6	23	54	92
9	LEE Kyungeun	6	1:17:14	6/16	38	4/7	57	2/9	22			3	4	7	19	7	3		8	1	35	14
10	KANG Yoolim	6	19:12	4/8	50	2/2	100	2/6	33			1	2	3	1	1	1		2	2	-11	10
11	PARK Jihyun	6	3:12:10	27/58	47	17/38	45	10/20	50	12/13	92	13	37	50	17	19	19	1	17	14	103	76
12	LEE Haeran	6	1:01:14	13/26	50	10/20	50	3/6	50	7/11	64	5	10	15	1	5	2	10	8	25	36	
13	KIM Danbi(C)	6	2:53:27	31/73	43	22/49	45	9/24	38	7/7	100	5	22	27	20	11	16	9	11	13	76	78
17	YANG Inyoung	6	50:07	6/18	33	6/18	33					4	2	6	4	2	3	1	7		32	12
31	JIN An	6	1:27:59	17/29	59	17/28	61	0/1	0	6/8	75	15	13	28	6	8	4	1	13	7	33	40
Team/Coach																						
Totals				194/418	46	136/279	49	58/139	42	56/76	74	96	178	274	151	87	79	19	99	88	110	502
Opponents				143/383	37	96/231	42	47/152	31	59/86	69	83	145	228	101	108	43	7	88	99	-110	392

Team Totals

	KOR	Opponents
Points from Turnovers	129	168
Points in the Paint	216(108/188)57%	168(84/174)48%
Second Chance Points	115	48
Fast Break Points	77	41
Bench Points	162	101

Player Averages

No.	Name	GP	MPG	Field Goals		2 Points		3 Points		Free Throws		Rebounds			AS	TO	ST	BS	PF	FD	+/-	PTS
				M/A	%	M/A	%	M/A	%	M/A	%	OR	DR	TOT								
1	SHIN Jihyun	6	9:46	1.7/3.7	46	0.8/2.2	39	5/9	56	0.2/0.3	50	0.2	0.7	0.8	1.7	0.5	0.3		0.8	0.2	3.8	4.3
3	KANG Leeseul	6	21:02	3.7/7.8	47	0.8/1.7	50	17/37	46	0.5/0.5	100	1.2	2.7	3.8	1.5	0.7	0.3		1.0	0.5	7.7	10.7
5	AN Heji	6	21:12	1.2/2.3	50	0.8/1.5	56	2/5	40	0.3/0.8	40	0.7	2.2	2.8	5.7	1.7	0.2		1.2	1.7	8.7	3.0
6	LEE Sohee	6	15:20	2.0/5.5	36	0.8/2.2	39	7/20	35	0.8/1.2	71	0.8	2.3	3.2	1.7	1.2	1.8		1.2	1.0	14.2	6.0
7	PARK Jisu	6	22:15	6.5/12.3	53	6.3/12.0	53	1/2	50	2.2/3.3	65	2.3	4.3	6.7	3.3	1.7	2.0	0.8	1.0	3.8	9.0	15.3
9	LEE Kyungeun	6	12:52	1.0/2.7	38	0.7/1.2	57	2/9	22			0.5	0.7	1.2	3.2	1.2	0.5		1.3	0.2	5.8	2.3
10	KANG Yoolim	6	3:12	0.7/1.3	50	0.3/0.3	100	2/6	33			0.2	0.3	0.5	0.2		0.2		0.3	0.3	-1.8	1.7
11	PARK Jihyun	6	32:01	4.5/9.7	47	2.8/6.3	45	10/20	50	2.0/2.2	92	2.2	6.2	8.3	2.8	3.2	3.2	0.2	2.8	2.3	17.2	12.7
12	LEE Haeran	6	10:12	2.2/4.3	50	1.7/3.3	50	3/6	50	1.2/1.8	64	0.8	1.7	2.5	0.2	0.8	0.8	0.3	1.7	1.3	4.2	6.0
13	KIM Danbi(C)	6	28:54	5.2/12.2	43	3.7/8.2	45	9/24	38	1.2/1.2	100	0.8	3.7	4.5	3.3	1.8	2.7	1.5	1.8	2.2	12.7	13.0
17	YANG Inyoung	6	8:21	1.0/3.0	33	1.0/3.0	33					0.7	0.3	1.0	0.7	0.3	0.5	0.2	1.2		5.3	2.0
31	JIN An	6	14:39	2.8/4.8	59	2.8/4.7	61	0/1	0	1.0/1.3	75	2.5	2.2	4.7	1.0	1.3	0.7	0.2	2.2	1.2	5.5	6.7
Team/Coach																						
Totals				32.3/69.7	46	22.7/46.5	49	9.7/23.2	42	9.3/12.7	74	16.0	29.7	45.7	25.2	14.5	13.2	3.2	16.5	14.7	18.3	83.7
Opponents				23.8/63.8	37	16.0/38.5	42	7.8/25.3	31	9.8/14.3	69	13.8	24.2	38.0	16.8	18.0	7.2	1.2	14.7	16.5	-18.3	65.3

Team Averages

	KOR	Opponents
Points from Turnovers	21.5	14.7
Points in the Paint	36.0	28.0
Second Chance Points	19.2	8.0
Fast Break Points	12.8	6.8
Bench Points	27.0	16.8



Cumulative Statistics

累计数据统计

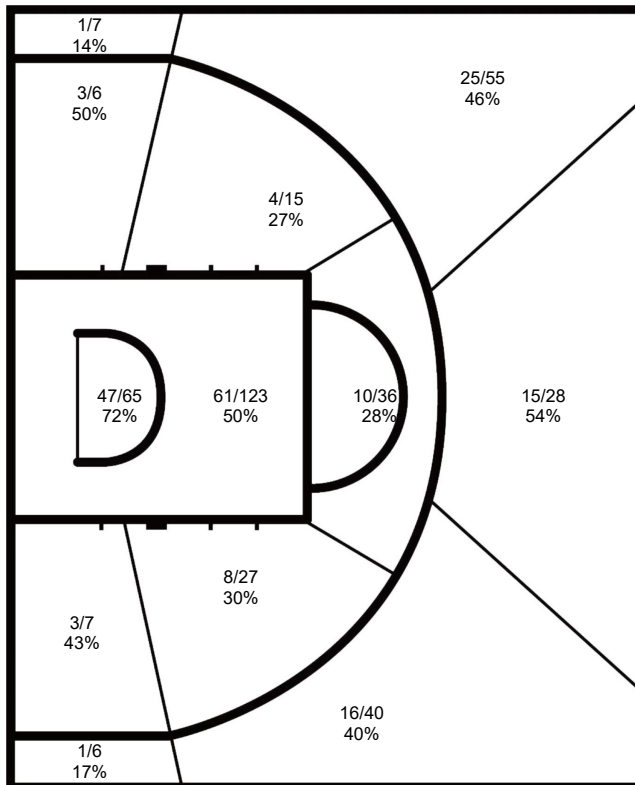
As of THU 5 OCT 2023 at 17:59

KOR - Republic of Korea

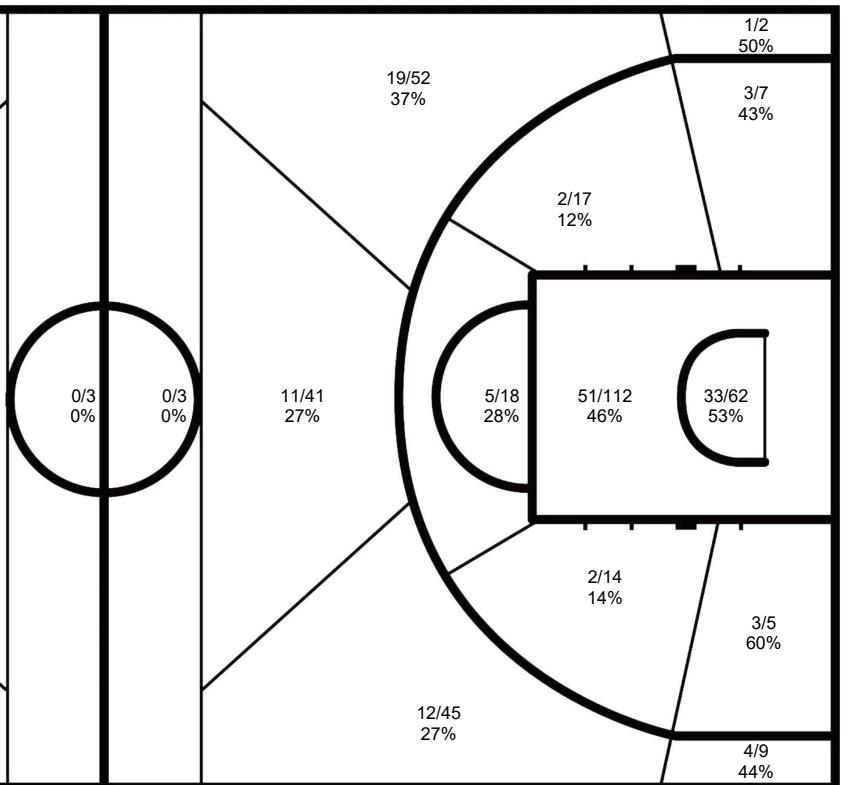
After 6 Games

Phase	KOR Played	Score		Field Goals		2 Points		3 Points		Free Throws		Rebounds			AS	TO	ST	BS	PF	FD
				M/A	%	M/A	%	M/A	%	M/A	%	OR	DR	TOT						
Preliminary Round Group C	THA	90-56	For	35/84	42	21/52	40	14/32	44	6/12	50	20	38	58	31	11	17	3	18	16
			Agn.	19/62	31	12/39	31	7/23	30	11/16	69	9	35	44	18	25	4	0	16	18
Preliminary Round Group C	PRK	81-62	For	32/66	49	23/46	50	9/20	45	8/12	67	13	34	47	26	18	13	5	15	15
			Agn.	25/73	34	18/37	49	7/36	19	5/6	83	14	24	38	19	16	9	3	15	15
Preliminary Round Group C	TPE	87-59	For	33/66	50	27/50	54	6/16	38	15/15	100	17	28	45	18	19	14	5	16	13
			Agn.	22/62	36	18/48	38	4/14	29	11/16	69	16	16	32	13	21	11	0	13	16
Quarterfinals	PHI	93-71	For	36/70	51	24/41	59	12/29	41	9/12	75	19	25	44	30	15	10	3	20	17
			Agn.	25/63	40	16/42	38	9/21	43	12/22	55	22	16	38	16	18	6	1	17	20
Semifinals	JPN	58-81	For	23/62	37	20/47	43	3/15	20	9/13	69	12	30	42	18	14	7	1	12	15
			Agn.	30/67	45	16/35	46	14/32	44	7/11	64	10	31	41	20	7	9	2	15	12
Finals	PRK	93-63	For	35/70	50	21/43	49	14/27	52	9/12	75	15	23	38	28	10	18	2	18	12
			Agn.	22/56	39	16/30	53	6/26	23	13/15	87	12	23	35	15	21	4	1	12	18

KOR - Republic of Korea



Opponents



KOR	M/A	%
Field Goals	194/418	46
2 Points	136/279	49
3 Points	58/139	42
Free Throws	56/76	74

%	M/A	Opponents
37	143/383	Field Goals
42	96/231	2 Points
31	47/152	3 Points
69	59/86	Free Throws



Cumulative Statistics

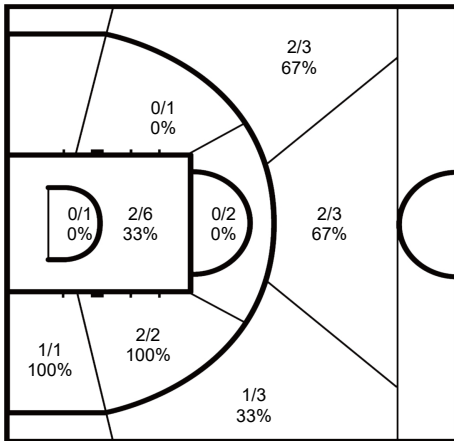
累计数据统计

As of THU 5 OCT 2023 at 17:59

KOR - Republic of Korea

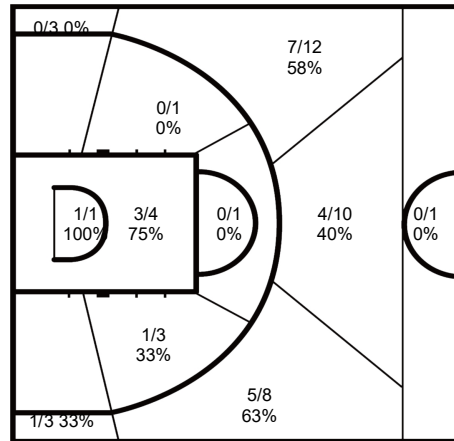
After 6 Games

1 SHIN Jihyun



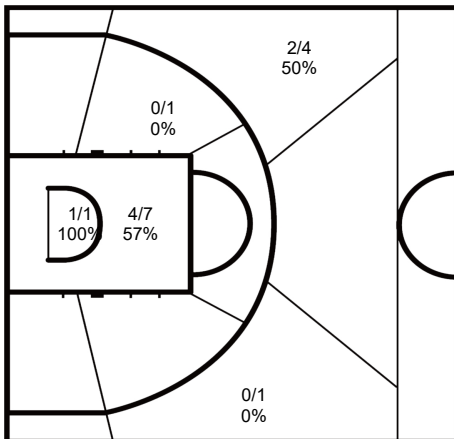
	M/A	%
Field Goals	10/22	46
2 Points	5/13	39
3 Points	5/9	56
Free Throws	1/2	50

3 KANG Leeseul



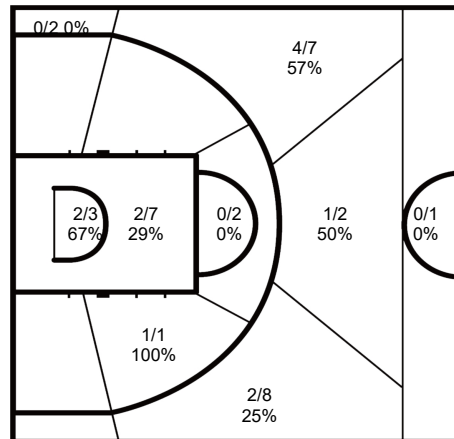
	M/A	%
Field Goals	22/47	47
2 Points	5/10	50
3 Points	17/37	46
Free Throws	3/3	100

5 AN Heji



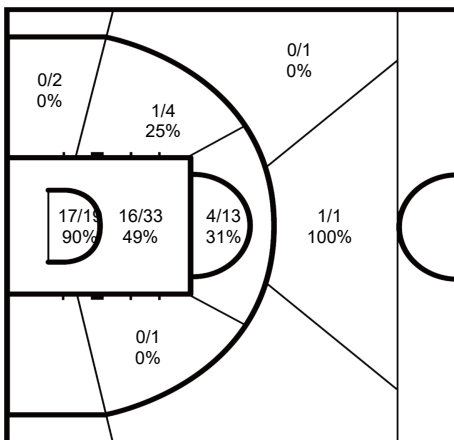
	M/A	%
Field Goals	7/14	50
2 Points	5/9	56
3 Points	2/5	40
Free Throws	2/5	40

6 LEE Sohee



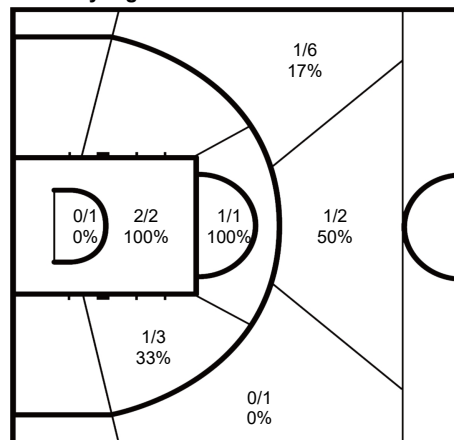
	M/A	%
Field Goals	12/33	36
2 Points	5/13	39
3 Points	7/20	35
Free Throws	5/7	71

7 PARK Jisu



	M/A	%
Field Goals	39/74	53
2 Points	38/72	53
3 Points	1/2	50
Free Throws	13/20	65

9 LEE Kyungeun



	M/A	%
Field Goals	6/16	38
2 Points	4/7	57
3 Points	2/9	22
Free Throws		

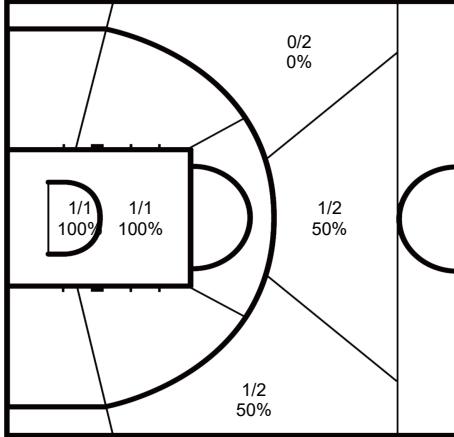


Cumulative Statistics

累计数据统计

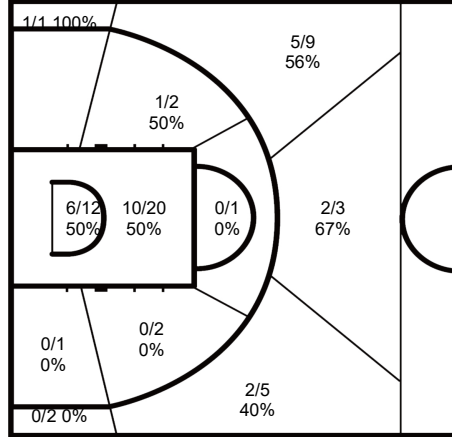
As of THU 5 OCT 2023 at 17:59

10 KANG Yoolim



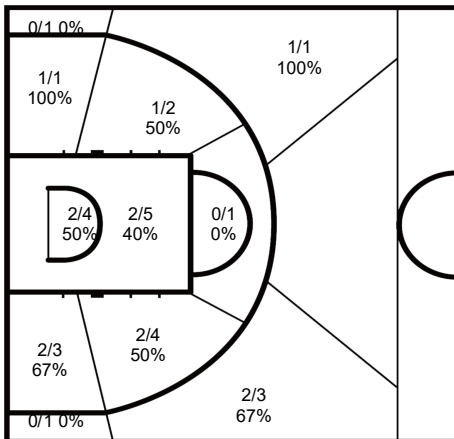
	M/A	%
Field Goals	4/8	50
2 Points	2/2	100
3 Points	2/6	33
Free Throws		

11 PARK Jihyun



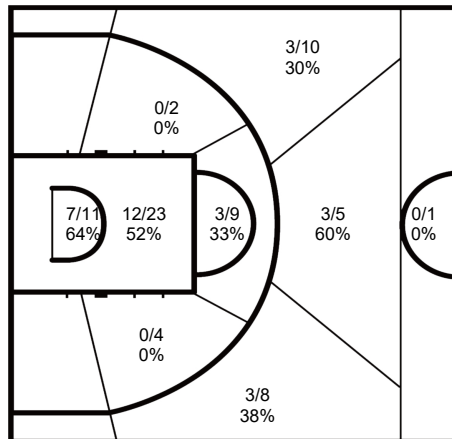
	M/A	%
Field Goals	27/58	47
2 Points	17/38	45
3 Points	10/20	50
Free Throws	12/13	92

12 LEE Haeran



	M/A	%
Field Goals	13/26	50
2 Points	10/20	50
3 Points	3/6	50
Free Throws	7/11	64

13 KIM Danbi



	M/A	%
Field Goals	31/73	43
2 Points	22/49	45
3 Points	9/24	38
Free Throws	7/7	100

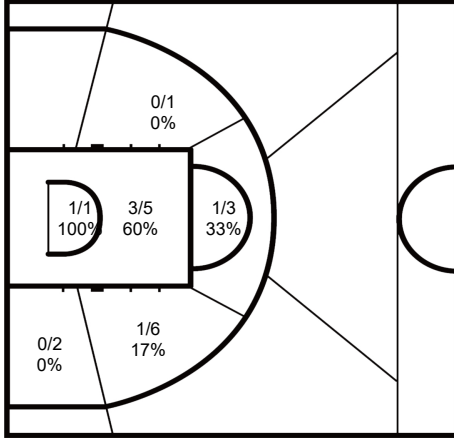


Cumulative Statistics

累计数据统计

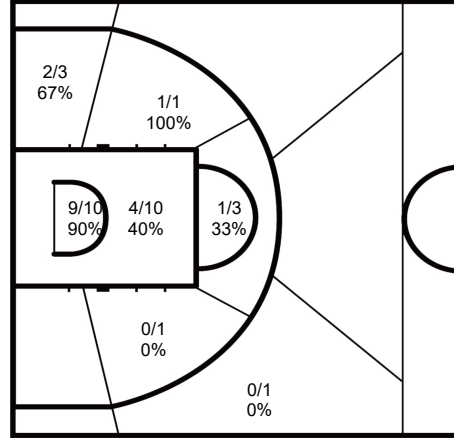
As of THU 5 OCT 2023 at 17:59

17 YANG Inyoung



	M/A	%
Field Goals	6/18	33
2 Points	6/18	33
3 Points		
Free Throws		

31 JIN An



	M/A	%
Field Goals	17/29	59
2 Points	17/28	61
3 Points	0/1	0
Free Throws	6/8	75

Legend:

%	Shooting Percentage	(C)	Captain	+/-	Plus-Minus	Agn.	Against
AS	Assists	BS	Blocked Shots	DR	Defensive Rebounds	DSQ	Disqualified
FD	Fouls Drawn	GP	Games Played	M/A	Made/Attempts	MPG	Minutes Played per Game
No.	Uniform Number	OR	Offensive Rebounds	PF	Fouls	PPG	Points per Game
PTS	Points	ST	Steals	TO	Turnovers	TOT	Total Rebounds
TP	Time Played						

Timing and Results provided by Bornan



Cumulative Statistics

累计数据统计

As of SUN 1 OCT 2023 at 21:52

MGL - Mongolia

After 3 Games

Player Totals

No.	Name	GP	TP	Field Goals		2 Points		3 Points		Free Throws		Rebounds			AS	TO	ST	BS	PF	FD	+/-	PTS	
				M/A	%	M/A	%	M/A	%	M/A	%	OR	DR	TOT									
2	MUNKHSAIKHAN Tserenkham	3	42:07	2/13	15	1/6	17	1/7	14	1/2	50	2	8	10		5	1		5	1	-24	6	
3	BATTOGTOKH Unurzaya	3	1:09:28	3/16	19	1/8	13	2/8	25	1/2	50	4	6	10	15	5	2		10	4	-42	9	
4	MURAT Bulbul	3	1:22:24	13/44	30	5/17	29	8/27	30	3/4	75	7	10	17	7	6	6		3	3	-33	37	
5	BAYARMAA Tsatsral	3	1:26:58	7/29	24	4/17	24	3/12	25	4/6	67	6	14	20	8	13	2		6	6	-56	21	
11	BATKHUYAG Tsaschimeg	3	38:40	3/14	21	2/5	40	1/9	11	2/2	100	3	4	7		3	2		2	3	-23	9	
13	ONOLBAATAR Khulan	3	1:41:09	17/46	37	11/30	37	6/16	38	9/15	60	7	15	22	7	6	2	5	9	10	-59	49	
14	BAATAR Bolor-Erdene	3	1:33:32	10/29	35	8/18	44	2/11	18	3/4	75	5	16	21	3	3	1		10	6	-38	25	
15	UNDARMAA Sodtsetseg	3	9:41	0/1	0			0/1	0				1	1							1	-14	
16	BATTSOOJ Bolor-Erdene	3	47:02	3/17	18	0/6	0	3/11	27	4/6	67	4	4	8	1	1	2		2	6	-14	13	
20	TUVSHINJARGAL Ulemj	3	15:11										2	2					3			-14	
22	AMARAA Sarantuya	3	6:00	1/3	33	0/1	0	1/2	50												-5	3	
24	OYUNTSETSEG Zultsetseg	3	7:48	0/1	0			0/1	0					1		2						-8	
Team/Coach												12	7	19		3							
Totals				59/213	28	32/108	30	27/105	26	27/41	66	51	87	138	41	47	18	5	50	40	-66	172	
Opponents				92/221	42	75/134	56	17/87	20	37/57	65	60	114	174	77	33	28	17	40	50	66	238	

Team Totals

	MGL	Opponents
Points from Turnovers	27	122
Points in the Paint	48(24/84)29%	122(61/110)55%
Second Chance Points	45	40
Fast Break Points	14	54
Bench Points	32	87

Player Averages

No.	Name	GP	MPG	Field Goals		2 Points		3 Points		Free Throws		Rebounds			AS	TO	ST	BS	PF	FD	+/-	PTS
				M/A	%	M/A	%	M/A	%	M/A	%	OR	DR	TOT								
2	MUNKHSAIKHAN Tserenkham	3	14:02	0.7/4.3	15	0.3/2.0	17	1/7	14	0.3/0.7	50	0.7	2.7	3.3		1.7	0.3		1.7	0.3	-8.0	2.0
3	BATTOGTOKH Unurzaya	3	23:09	1.0/5.3	19	0.3/2.7	13	2/8	25	0.3/0.7	50	1.3	2.0	3.3	5.0	1.7	0.7		3.3	1.3	-14.0	3.0
4	MURAT Bulbul	3	27:28	4.3/14.7	30	1.7/5.7	29	8/27	30	1.0/1.3	75	2.3	3.3	5.7	2.3	2.0	2.0		1.0	1.0	-11.0	12.3
5	BAYARMAA Tsatsral	3	28:59	2.3/9.7	24	1.3/5.7	24	3/12	25	1.3/2.0	67	2.0	4.7	6.7	2.7	4.3	0.7		2.0	2.0	-18.7	7.0
11	BATKHUYAG Tsaschimeg	3	12:53	1.0/4.7	21	0.7/1.7	40	1/9	11	0.7/0.7	100	1.0	1.3	2.3		1.0	0.7		0.7	1.0	-7.7	3.0
13	ONOLBAATAR Khulan	3	33:43	5.7/15.3	37	3.7/10.0	37	6/16	38	3.0/5.0	60	2.3	5.0	7.3	2.3	2.0	0.7	1.7	3.0	3.3	-19.7	16.3
14	BAATAR Bolor-Erdene	3	31:10	3.3/9.7	35	2.7/6.0	44	2/11	18	1.0/1.3	75	1.7	5.3	7.0	1.0	1.0	0.3		3.3	2.0	-12.7	8.3
15	UNDARMAA Sodtsetseg	3	3:13	0.0/0.3	0			0/1	0				0.3	0.3							0.3	-4.7
16	BATTSOOJ Bolor-Erdene	3	15:40	1.0/5.7	18	0.0/2.0	0	3/11	27	1.3/2.0	67	1.3	1.3	2.7	0.3	0.3	0.7		0.7	2.0	-4.7	4.3
20	TUVSHINJARGAL Ulemj	3	5:03										0.7	0.7					1.0			-4.7
22	AMARAA Sarantuya	3	2:00	0.3/1.0	33	0.0/0.3	0	1/2	50												-1.7	1.0
24	OYUNTSETSEG Zultsetseg	3	2:36	0.0/0.3	0			0/1	0			0.3		0.3		0.7						-2.7
Team/Coach												4.0	2.3	6.3		1.0						
Totals				19.7/71.0	28	10.7/36.0	30	9.0/35.0	26	9.0/13.7	66	17.0	29.0	46.0	13.7	15.7	6.0	1.7	16.7	13.3	-22.0	57.3
Opponents				30.7/73.7	42	25.0/44.7	56	5.7/29.0	20	12.3/19.0	65	20.0	38.0	58.0	25.7	11.0	9.3	5.7	13.3	16.7	22.0	79.3

Team Averages

	MGL	Opponents
Points from Turnovers	9.0	13.0
Points in the Paint	16.0	40.7
Second Chance Points	15.0	13.3
Fast Break Points	4.7	18.0
Bench Points	10.7	29.0



Cumulative Statistics

累计数据统计

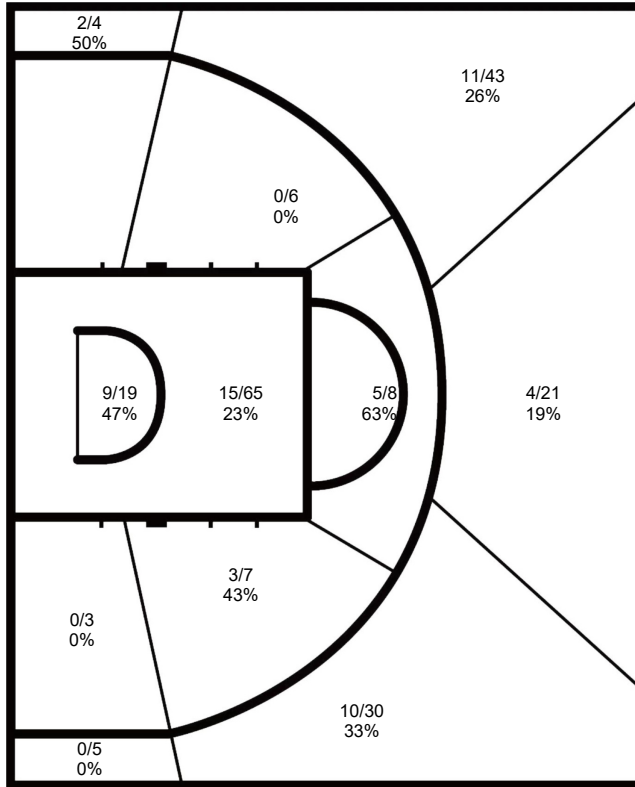
As of SUN 1 OCT 2023 at 21:52

MGL - Mongolia

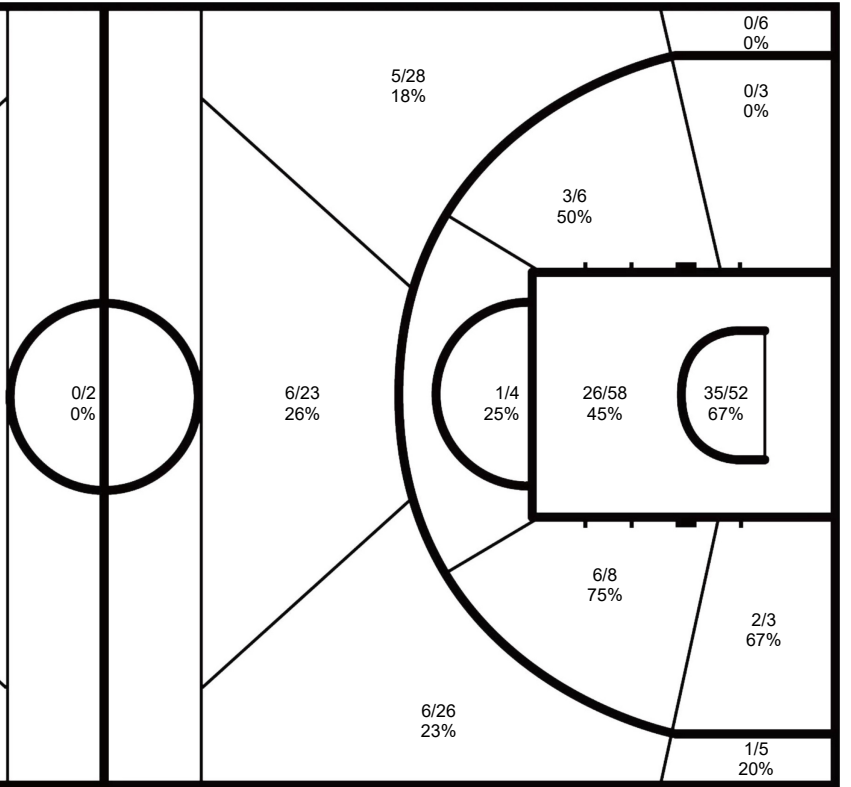
After 3 Games

Phase	MGL Played	Score		Field Goals		2 Points		3 Points		Free Throws		Rebounds			AS	TO	ST	BS	PF	FD
				M/A	%	M/A	%	M/A	%	M/A	%	OR	DR	TOT						
Preliminary Round Group A	CHN	46-101	For	14/73	19	7/39	18	7/34	21	11/16	69	18	23	41	6	19	6	0	19	13
			Agn.	41/78	53	33/47	70	8/31	26	11/18	61	20	45	65	38	13	13	10	13	19
Preliminary Round Group A	IND	62-68	For	24/79	30	14/40	35	10/39	26	4/6	67	19	32	51	18	9	5	3	13	10
			Agn.	27/74	37	21/46	46	6/28	21	8/16	50	23	37	60	17	7	6	4	10	13
Preliminary Round Group A	INA	64-69	For	21/61	34	11/29	38	10/32	31	12/19	63	14	32	46	17	19	7	2	18	17
			Agn.	24/69	35	21/41	51	3/28	11	18/23	78	17	32	49	22	13	9	3	17	18

MGL - Mongolia



Opponents



MGL	M/A	%
Field Goals	59/213	28
2 Points	32/108	30
3 Points	27/105	26
Free Throws	27/41	66

%	M/A	Opponents
42	92/221	Field Goals
56	75/134	2 Points
20	17/87	3 Points
65	37/57	Free Throws



Cumulative Statistics

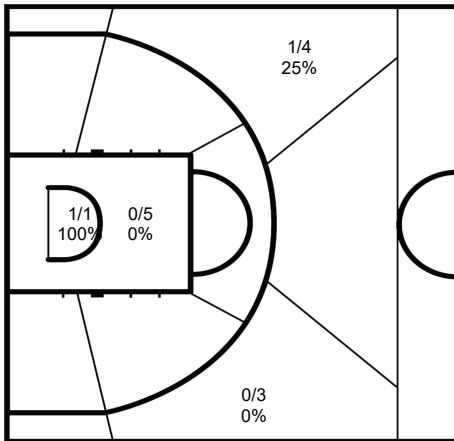
累计数据统计

As of SUN 1 OCT 2023 at 21:52

MGL - Mongolia

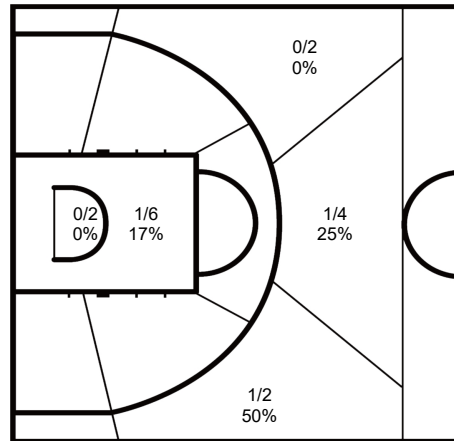
After 3 Games

2 MUNKHSAIKHAN Tserenkham



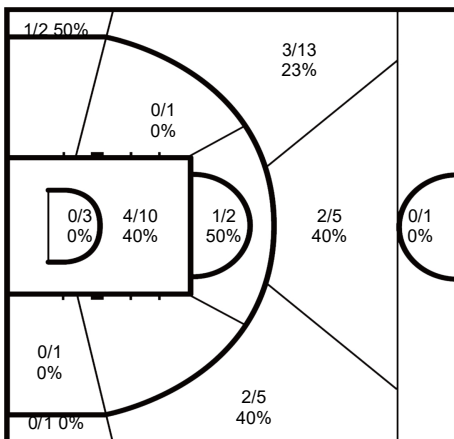
	M/A	%
Field Goals	2/13	15
2 Points	1/6	17
3 Points	1/7	14
Free Throws	1/2	50

3 BATTOGTOKH Unurzaya



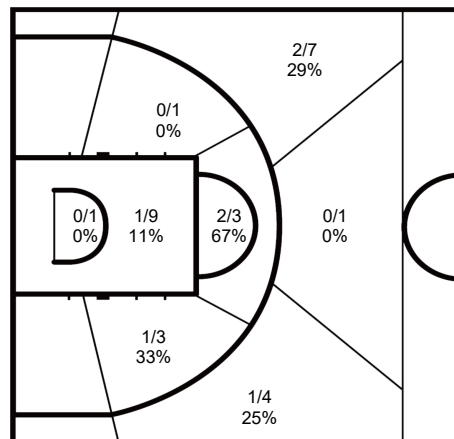
	M/A	%
Field Goals	3/16	19
2 Points	1/8	13
3 Points	2/8	25
Free Throws	1/2	50

4 MURAT Bulbul



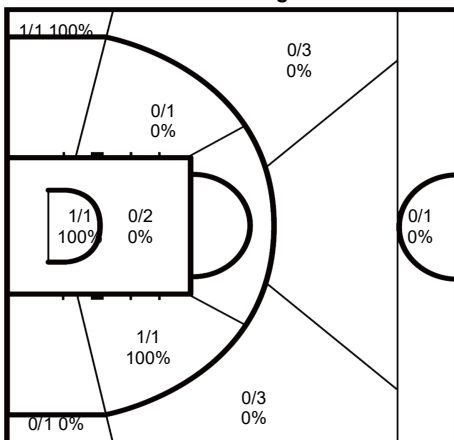
	M/A	%
Field Goals	13/44	30
2 Points	5/17	29
3 Points	8/27	30
Free Throws	3/4	75

5 BAYARMAA Tsatsral



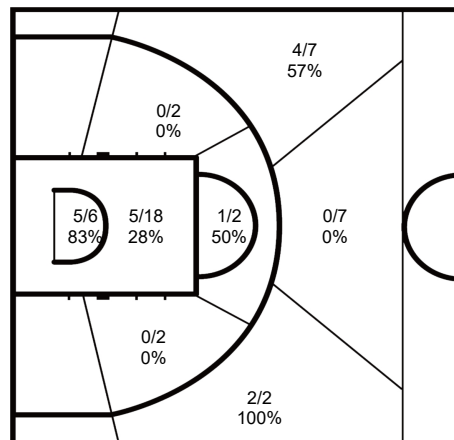
	M/A	%
Field Goals	7/29	24
2 Points	4/17	24
3 Points	3/12	25
Free Throws	4/6	67

11 BATKHUYAG Tsaschimeg



	M/A	%
Field Goals	3/14	21
2 Points	2/5	40
3 Points	1/9	11
Free Throws	2/2	100

13 ONOLBAATAR Khulan



	M/A	%
Field Goals	17/46	37
2 Points	11/30	37
3 Points	6/16	38
Free Throws	9/15	60

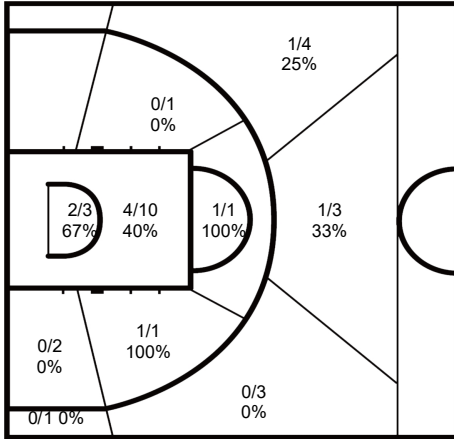


Cumulative Statistics

累计数据统计

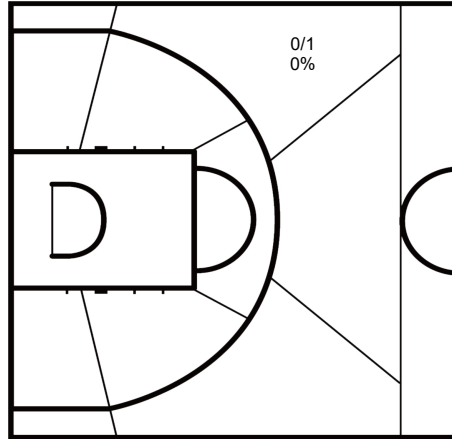
As of SUN 1 OCT 2023 at 21:52

14 BAATAR Bolor-Erdene



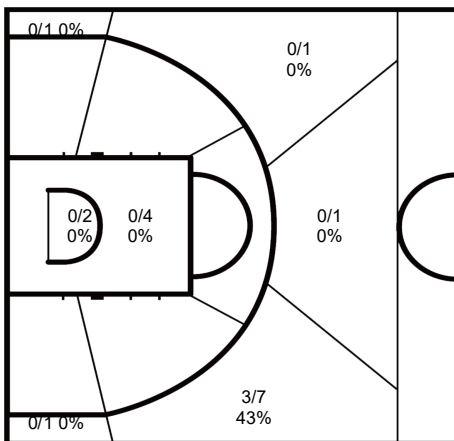
	M/A	%
Field Goals	10/29	35
2 Points	8/18	44
3 Points	2/11	18
Free Throws	3/4	75

15 UNDARMAA Sodtsetseg



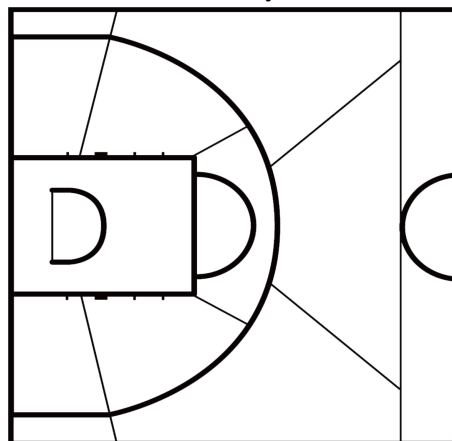
	M/A	%
Field Goals	0/1	0
2 Points		
3 Points	0/1	0
Free Throws		

16 BATTSOOJ Bolor-Erdene



	M/A	%
Field Goals	3/17	18
2 Points	0/6	0
3 Points	3/11	27
Free Throws	4/6	67

20 TUVSHINJARGAL Ulemj



	M/A	%
Field Goals		
2 Points		
3 Points		
Free Throws		

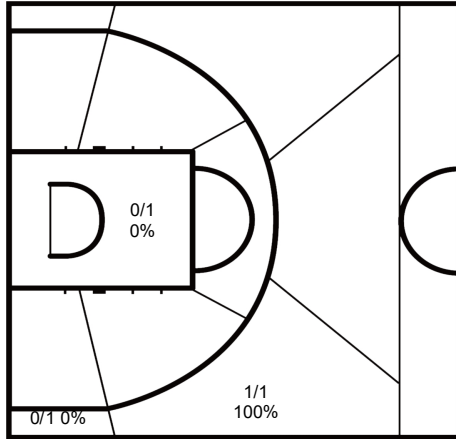


Cumulative Statistics

累计数据统计

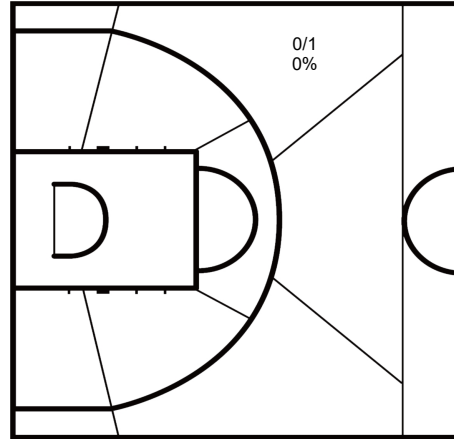
As of SUN 1 OCT 2023 at 21:52

22 AMARAA Sarantuya



	M/A	%
Field Goals	1/3	33
2 Points	0/1	0
3 Points	1/2	50
Free Throws		

24 OYUNTSETSEG Zultsetseg



	M/A	%
Field Goals	0/1	0
2 Points		
3 Points	0/1	0
Free Throws		

Legend:

%	Shooting Percentage	(C)	Captain	+/-	Plus-Minus	Agn.	Against
AS	Assists	BS	Blocked Shots	DR	Defensive Rebounds	DSQ	Disqualified
FD	Fouls Drawn	GP	Games Played	M/A	Made/Attempts	MPG	Minutes Played per Game
No.	Uniform Number	OR	Offensive Rebounds	PF	Fouls	PPG	Points per Game
PTS	Points	ST	Steals	TO	Turnovers	TOT	Total Rebounds
TP	Time Played						

Cumulative Statistics

累计数据统计

As of MON 2 OCT 2023 at 21:53

PHI - Philippines

After 4 Games

Player Totals

No.	Name	GP	TP	Field Goals		2 Points		3 Points		Free Throws		Rebounds			AS	TO	ST	BS	PF	FD	+/-	PTS
				M/A	%	M/A	%	M/A	%	M/A	%	OR	DR	TOT								
0	CASTILLO Ana Alicia	4	1:23:24	20/49	41	2/9	22	18/40	45			2	7	9	2	10	3		2	2	-16	58
3	BERNARDINO Afril	4	1:24:24	18/33	55	18/29	62	0/4	0	9/12	75	6	14	20	15	9	8	3	6	8	48	45
4	NOLASCO Dianne Camille	4	17:50	1/9	11	0/3	0	1/6	17			3	1	4							-1	3
6	CABINBIN France Mae	4	1:21:41	11/29	38	8/20	40	3/9	33	2/2	100	4	12	16	13	7	8		5	6	16	27
7	PONTEJOS Janine	4	1:20:12	22/55	40	4/14	29	18/41	44	1/1	100	1	6	7	4	2	3		7	1	5	63
9	OZAR Louna	4	1:35:09	11/23	48	9/17	53	2/6	33	0/1	0	1	5	6	8	6	1		3	2	6	24
10	ANIMAM Jack Daniel(C)	4	2:01:06	21/43	49	21/43	49			4/14	29	31	26	57	7	8	6	2	12	19	1	46
11	BERBERABE Stefanie	4	1:06:05	5/17	29	5/17	29			3/6	50	4	5	9	16	8	8		4	6	-8	13
12	del CARMEN Monique	4	1:05:27	7/19	37	6/14	43	1/5	20	3/8	38	3	6	9	6	8		4	7	-15	18	
13	GUYTINGCO Katrina	4	36:13	1/4	25	1/2	50	0/2	0	0/3	0	4	3	7	2	3	1		2	5	-11	2
18	TONGCO Marizze	4	28:44	2/9	22	1/3	33	1/6	17			2	2	4	6	1	6			3	-6	5
19	CACHO Mikka	4	39:45	3/10	30	3/6	50	0/4	0	2/3	67	3	4	7	1	2			7	2	-14	8
Team/Coach																						
Totals				122/300	41	78/177	44	44/123	36	24/50	48	92	104	196	80	69	44	5	52	61	1	312
Opponents				120/290	41	84/166	51	36/124	29	35/48	73	74	109	183	94	70	39	11	61	52	-1	311

Team Totals

	PHI	Opponents
Points from Turnovers	74	136
Points in the Paint	138(69/136)51%	136(68/128)53%
Second Chance Points	52	54
Fast Break Points	41	50
Bench Points	107	131

Player Averages

No.	Name	GP	MPG	Field Goals		2 Points		3 Points		Free Throws		Rebounds			AS	TO	ST	BS	PF	FD	+/-	PTS
				M/A	%	M/A	%	M/A	%	M/A	%	OR	DR	TOT								
0	CASTILLO Ana Alicia	4	20:51	5.0/12.3	41	0.5/2.3	22	18/40	45			0.5	1.8	2.3	0.5	2.5	0.8		0.5	0.5	-4.0	14.5
3	BERNARDINO Afril	4	21:06	4.5/8.3	55	4.5/7.3	62	0/4	0	2.3/3.0	75	1.5	3.5	5.0	3.8	2.3	2.0	0.8	1.5	2.0	12.0	11.3
4	NOLASCO Dianne Camille	4	4:27	0.3/2.3	11	0.0/0.8	0	1/6	17			0.8	0.3	1.0							-0.3	0.8
6	CABINBIN France Mae	4	20:25	2.8/7.3	38	2.0/5.0	40	3/9	33	0.5/0.5	100	1.0	3.0	4.0	3.3	1.8	2.0		1.3	1.5	4.0	6.8
7	PONTEJOS Janine	4	20:03	5.5/13.8	40	1.0/3.5	29	18/41	44	0.3/0.3	100	0.3	1.5	1.8	1.0	0.5	0.8		1.8	0.3	1.3	15.8
9	OZAR Louna	4	23:47	2.8/5.8	48	2.3/4.3	53	2/6	33	0.0/0.3	0	0.3	1.3	1.5	2.0	1.5	0.3		0.8	0.5	1.5	6.0
10	ANIMAM Jack Daniel(C)	4	30:16	5.3/10.8	49	5.3/10.8	49			1.0/3.5	29	7.8	6.5	14.3	1.8	2.0	1.5	0.5	3.0	4.8	0.3	11.5
11	BERBERABE Stefanie	4	16:31	1.3/4.3	29	1.3/4.3	29			0.8/1.5	50	1.0	1.3	2.3	4.0	2.0	2.0		1.0	1.5	-2.0	3.3
12	del CARMEN Monique	4	16:21	1.8/4.8	37	1.5/3.5	43	1/5	20	0.8/2.0	38	0.8	1.5	2.3	1.5	2.0		1.0	1.8	-3.8	4.5	
13	GUYTINGCO Katrina	4	9:03	0.3/1.0	25	0.3/0.5	50	0/2	0	0.0/0.8	0	1.0	0.8	1.8	0.5	0.8	0.3		0.5	1.3	-2.8	0.5
18	TONGCO Marizze	4	7:11	0.5/2.3	22	0.3/0.8	33	1/6	17			0.5	0.5	1.0	1.5	0.3	1.5			0.8	-1.5	1.3
19	CACHO Mikka	4	9:56	0.8/2.5	30	0.8/1.5	50	0/4	0	0.5/0.8	67	0.8	1.0	1.8	0.3	0.5			1.8	0.5	-3.5	2.0
Team/Coach																						
Totals				30.5/75.0	41	19.5/44.3	44	11.0/30.8	36	6.0/12.5	48	23.0	26.0	49.0	20.0	17.3	11.0	1.3	13.0	15.3	0.3	78.0
Opponents				30.0/72.5	41	21.0/41.5	51	9.0/31.0	29	8.8/12.0	73	18.5	27.3	45.8	23.5	17.5	9.8	2.8	15.3	13.0	-0.3	77.8

Team Averages

	PHI	Opponents
Points from Turnovers	18.5	20.0
Points in the Paint	34.5	34.0
Second Chance Points	13.0	13.5
Fast Break Points	10.3	12.5
Bench Points	26.8	32.8



Cumulative Statistics

累计数据统计

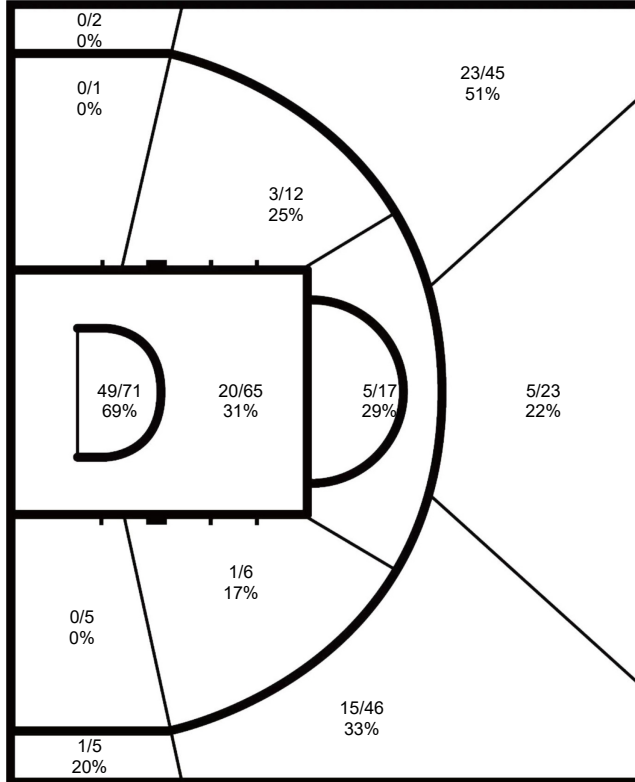
As of MON 2 OCT 2023 at 21:53

PHI - Philippines

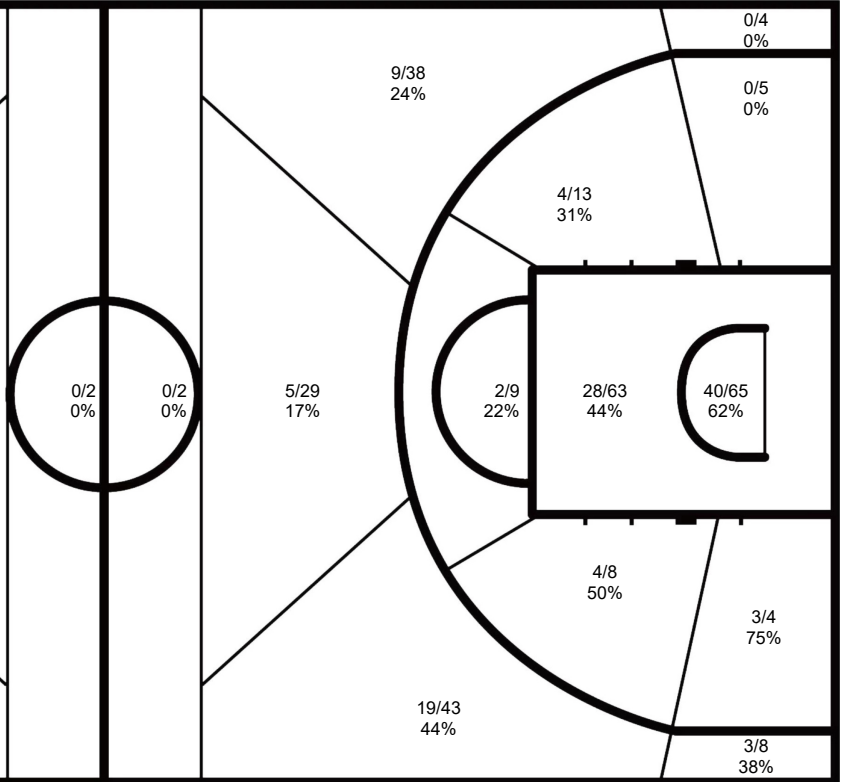
After 4 Games

Phase	PHI Played	Score		Field Goals		2 Points		3 Points		Free Throws		Rebounds			AS	TO	ST	BS	PF	FD
				M/A	%	M/A	%	M/A	%	M/A	%	OR	DR	TOT						
Preliminary Round Group B	KAZ	83-59	For	34/84	41	21/47	45	13/37	35	2/8	25	23	30	53	19	11	15	0	12	13
			Agn.	21/64	33	16/40	40	5/24	21	12/14	86	14	33	47	10	23	5	2	13	12
Preliminary Round Group B	HKG	99-63	For	40/91	44	25/48	52	15/43	35	4/11	36	33	34	67	31	16	16	2	13	13
			Agn.	27/75	36	22/49	45	5/26	19	4/10	40	19	25	44	21	21	8	1	13	13
Preliminary Round Group B	JPN	59-96	For	23/62	37	16/40	40	7/22	32	6/9	67	14	24	38	14	24	7	2	10	15
			Agn.	36/81	44	22/36	61	14/45	31	10/12	83	22	26	48	33	11	16	5	15	10
Quarterfinals	KOR	71-93	For	25/63	40	16/42	38	9/21	43	12/22	55	22	16	38	16	18	6	1	17	20
			Agn.	36/70	51	24/41	59	12/29	41	9/12	75	19	25	44	30	15	10	3	20	17

PHI - Philippines



Opponents



PHI	M/A	%
Field Goals	122/300	41
2 Points	78/177	44
3 Points	44/123	36
Free Throws	24/50	48

%	M/A	Opponents
41	120/290	Field Goals
51	84/166	2 Points
29	36/124	3 Points
73	35/48	Free Throws



Cumulative Statistics

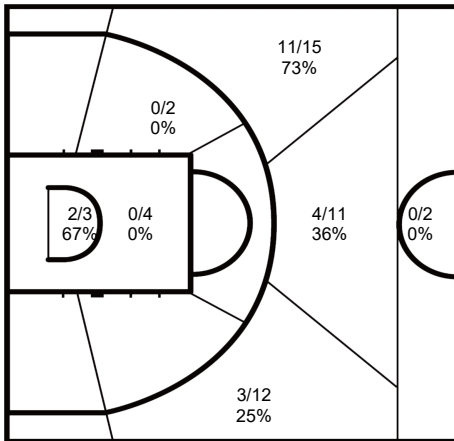
累计数据统计

As of MON 2 OCT 2023 at 21:53

PHI - Philippines

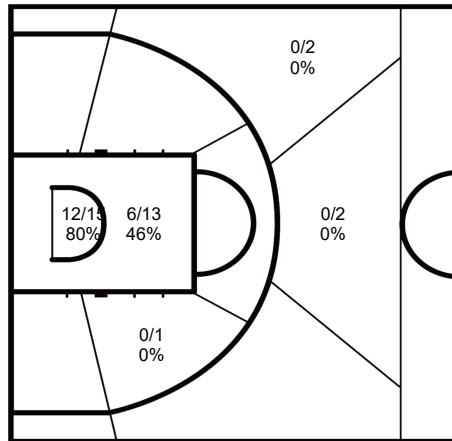
After 4 Games

0 CASTILLO Ana Alicia



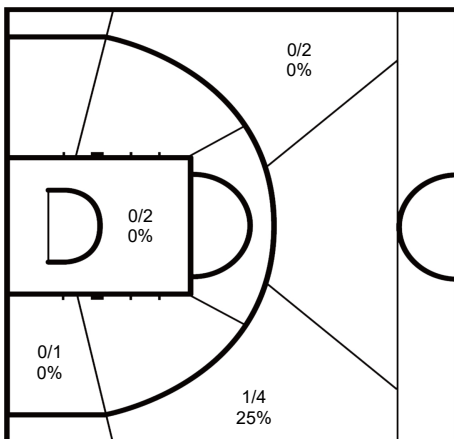
	M/A	%
Field Goals	20/49	41
2 Points	2/9	22
3 Points	18/40	45
Free Throws		

3 BERNARDINO Afril



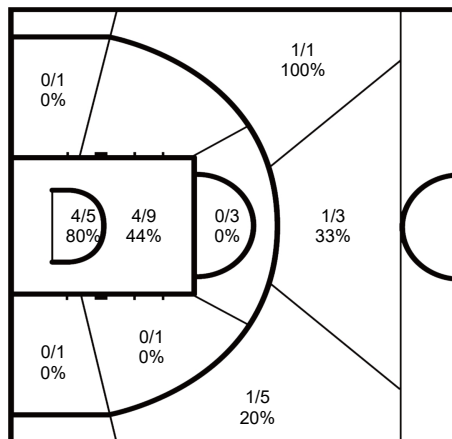
	M/A	%
Field Goals	18/33	55
2 Points	18/29	62
3 Points	0/4	0
Free Throws	9/12	75

4 NOLASCO Dianne Camille



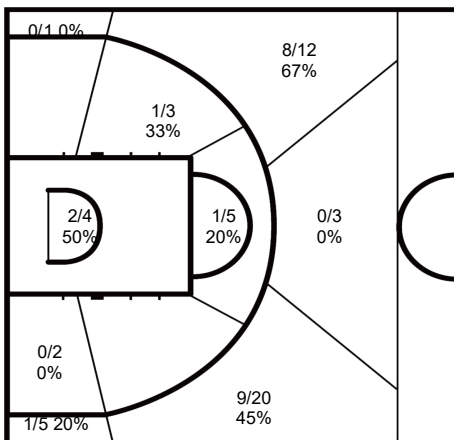
	M/A	%
Field Goals	1/9	11
2 Points	0/3	0
3 Points	1/6	17
Free Throws		

6 CABINBIN France Mae



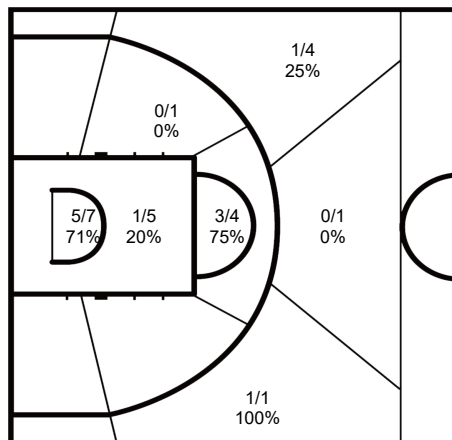
	M/A	%
Field Goals	11/29	38
2 Points	8/20	40
3 Points	3/9	33
Free Throws	2/2	100

7 PONTEJOS Janine



	M/A	%
Field Goals	22/55	40
2 Points	4/14	29
3 Points	18/41	44
Free Throws	1/1	100

9 OZAR Louna



	M/A	%
Field Goals	11/23	48
2 Points	9/17	53
3 Points	2/6	33
Free Throws	0/1	0

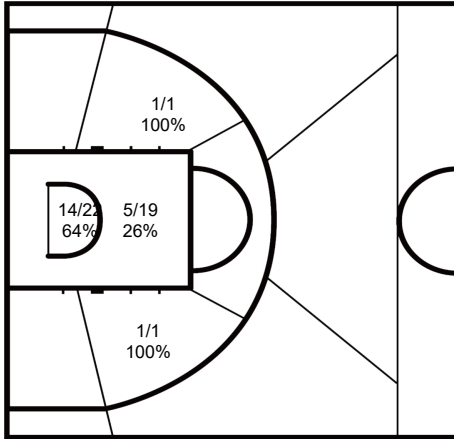


Cumulative Statistics

累计数据统计

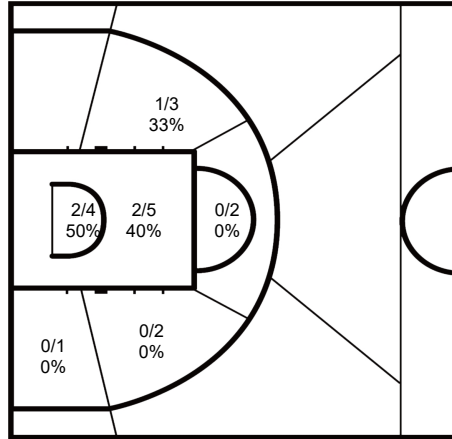
As of MON 2 OCT 2023 at 21:53

10 ANIMAM Jack Daniel



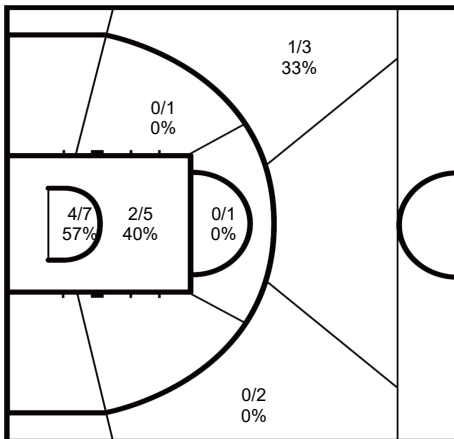
	M/A	%
Field Goals	21/43	49
2 Points	21/43	49
3 Points		
Free Throws	4/14	29

11 BERBERABE Stefanie



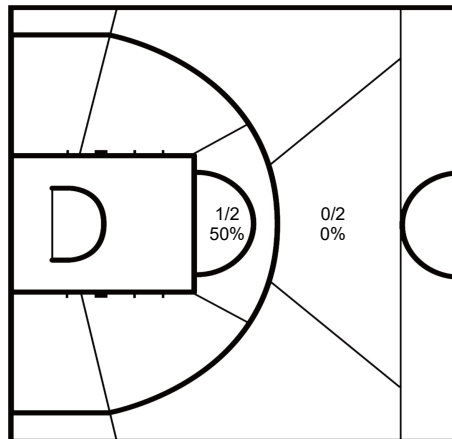
	M/A	%
Field Goals	5/17	29
2 Points	5/17	29
3 Points		
Free Throws	3/6	50

12 del CARMEN Monique



	M/A	%
Field Goals	7/19	37
2 Points	6/14	43
3 Points	1/5	20
Free Throws	3/8	38

13 GUYTINGCO Katrina



	M/A	%
Field Goals	1/4	25
2 Points	1/2	50
3 Points	0/2	0
Free Throws	0/3	0

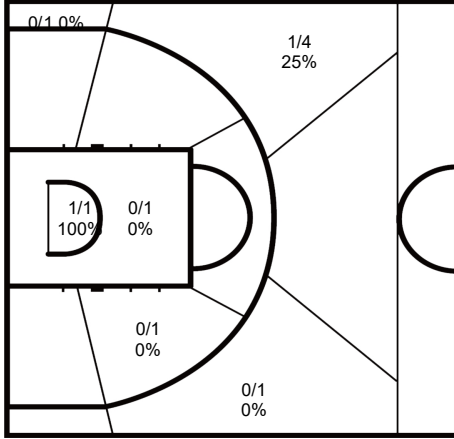


Cumulative Statistics

累计数据统计

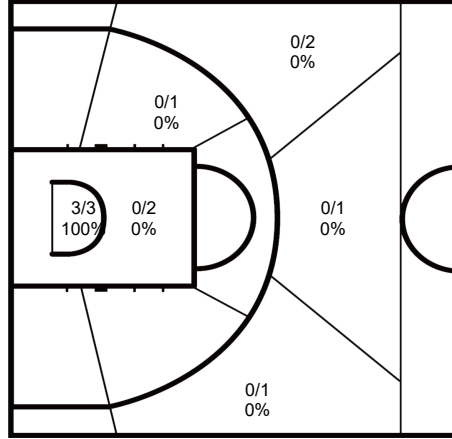
As of MON 2 OCT 2023 at 21:53

18 TONGCO Marizze



	M/A	%
Field Goals	2/9	22
2 Points	1/3	33
3 Points	1/6	17
Free Throws		

19 CACHO Mikka



	M/A	%
Field Goals	3/10	30
2 Points	3/6	50
3 Points	0/4	0
Free Throws	2/3	67

Legend:

%	Shooting Percentage	(C)	Captain	+/-	Plus-Minus	Agn.	Against
AS	Assists	BS	Blocked Shots	DR	Defensive Rebounds	DSQ	Disqualified
FD	Fouls Drawn	GP	Games Played	M/A	Made/Attempts	MPG	Minutes Played per Game
No.	Uniform Number	OR	Offensive Rebounds	PF	Fouls	PPG	Points per Game
PTS	Points	ST	Steals	TO	Turnovers	TOT	Total Rebounds
TP	Time Played						



Cumulative Statistics

累计数据统计

As of THU 5 OCT 2023 at 17:58

PRK - DPR Korea

After 6 Games

Player Totals

No.	Name	GP	TP	Field Goals		2 Points		3 Points		Free Throws		Rebounds			AS	TO	ST	BS	PF	FD	+/-	PTS		
				M/A	%	M/A	%	M/A	%	M/A	%	OR	DR	TOT										
4	PAK Yujong	6	12:16	1/1	100			1/1	100						3	2					16	3		
5	KIM Hyeon	6	0:00																					
6	KIM Soyon	6	50:35	5/13	39	2/3	67	3/10	30	2/2	100	1	7	8	5	3	1		5	2	-13	15		
7	RI Unjong	6	3:26:20	28/81	35	15/34	44	13/47	28	4/6	67	9	9	18	14	11	15		9	8	8	73		
8	KANG Hyangmi	6	3:19:23	6/26	23	2/7	29	4/19	21			10	14	24	29	17	4		13	7	9	16		
9	AN Hyonju	6	0:00																					
10	HONG Ryona	6	3:11:59	28/67	42	7/17	41	21/50	42	7/10	70	7	9	16	18	8	6		7	10	5	84		
11	KIM Ryujong	6	2:14:11	7/28	25	4/13	31	3/15	20	1/4	25	7	13	20	11	9	5	1	6	6	-43	18		
12	RO Sukyong(C)	6	3:44:51	28/85	33	19/44	43	9/41	22	11/15	73	11	32	43	50	30	17	6	14	19	-10	76		
14	AN Hyongyong	6	0:00																					
15	KO Ungyong	6	3:33	1/1	100			1/1	100	1/2	50		1	1		1			1	1	6	4		
17	PAK Jina	6	2:56:52	66/94	70	66/94	70			40/48	83	18	46	64	11	19	6	17	11	39	42	172		
Team/Coach												28			15	43								
Totals				170/396	43	115/212	54	55/184	30	66/87	76	91	146	237	141	104	54	24	66	92	4	461		
Opponents				181/395	46	134/279	48	47/116	41	48/67	72	84	149	233	121	103	74	19	92	64	-4	457		

Team Totals

	PRK	Opponents
Points from Turnovers	113	220
Points in the Paint	208(104/178)58%	220(110/204)54%
Second Chance Points	91	91
Fast Break Points	16	86
Bench Points	86	172

Player Averages

No.	Name	GP	MPG	Field Goals		2 Points		3 Points		Free Throws		Rebounds			AS	TO	ST	BS	PF	FD	+/-	PTS		
				M/A	%	M/A	%	M/A	%	M/A	%	OR	DR	TOT										
4	PAK Yujong	6	2:02	0.2/0.2	100			1/1	100						0.5	0.3					2.7	0.5		
5	KIM Hyeon	6	0:00																					
6	KIM Soyon	6	8:25	0.8/2.2	39	0.3/0.5	67	3/10	30	0.3/0.3	100	0.2	1.2	1.3	0.8	0.5	0.2		0.8	0.3	-2.2	2.5		
7	RI Unjong	6	34:23	4.7/13.5	35	2.5/5.7	44	13/47	28	0.7/1.0	67	1.5	1.5	3.0	2.3	1.8	2.5		1.5	1.3	1.3	12.2		
8	KANG Hyangmi	6	33:13	1.0/4.3	23	0.3/1.2	29	4/19	21			1.7	2.3	4.0	4.8	2.8	0.7		2.2	1.2	1.5	2.7		
9	AN Hyonju	6	0:00																					
10	HONG Ryona	6	31:59	4.7/11.2	42	1.2/2.8	41	21/50	42	1.2/1.7	70	1.2	1.5	2.7	3.0	1.3	1.0		1.2	1.7	0.8	14.0		
11	KIM Ryujong	6	22:21	1.2/4.7	25	0.7/2.2	31	3/15	20	0.2/0.7	25	1.2	2.2	3.3	1.8	1.5	0.8	0.2	1.0	1.0	-7.2	3.0		
12	RO Sukyong(C)	6	37:28	4.7/14.2	33	3.2/7.3	43	9/41	22	1.8/2.5	73	1.8	5.3	7.2	8.3	5.0	2.8	1.0	2.3	3.2	-1.7	12.7		
14	AN Hyongyong	6	0:00																					
15	KO Ungyong	6	0:35	0.2/0.2	100			1/1	100	0.2/0.3	50		0.2	0.2		0.2			0.2	0.2	1.0	0.7		
17	PAK Jina	6	29:28	11.0/15.7	70	11.0/15.7	70			6.7/8.0	83	3.0	7.7	10.7	1.8	3.2	1.0	2.8	1.8	6.5	7.0	28.7		
Team/Coach												4.7			2.5	7.2								
Totals				28.3/66.0	43	19.2/35.3	54	9.2/30.7	30	11.0/14.5	76	15.2	24.3	39.5	23.5	17.3	9.0	4.0	11.0	15.3	0.7	76.8		
Opponents				30.2/65.8	46	22.3/46.5	48	7.8/19.3	41	8.0/11.2	72	14.0	24.8	38.8	20.2	17.2	12.3	3.2	15.3	10.7	-0.7	76.2		

Team Averages

	PRK	Opponents
Points from Turnovers	18.8	17.3
Points in the Paint	34.7	36.7
Second Chance Points	15.2	15.2
Fast Break Points	2.7	14.3
Bench Points	14.3	28.7



Cumulative Statistics

累计数据统计

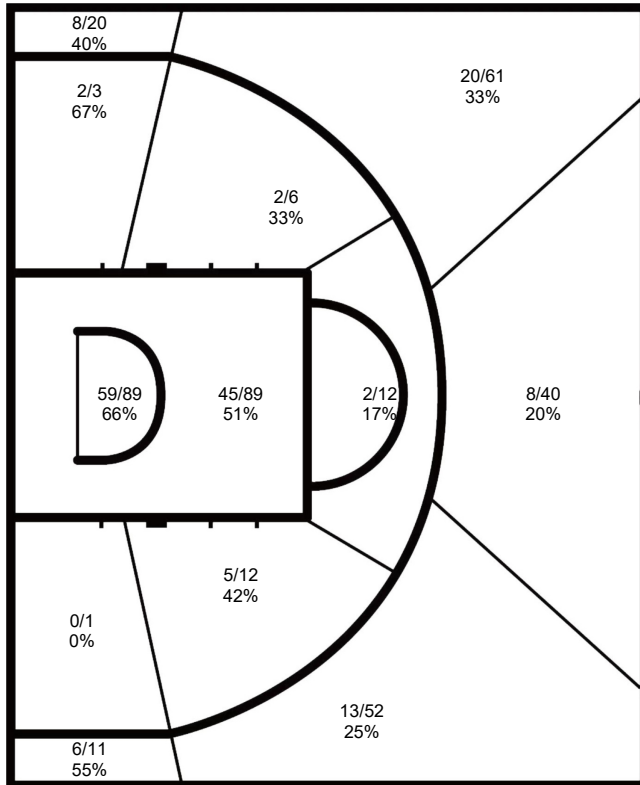
As of THU 5 OCT 2023 at 17:58

PRK - DPR Korea

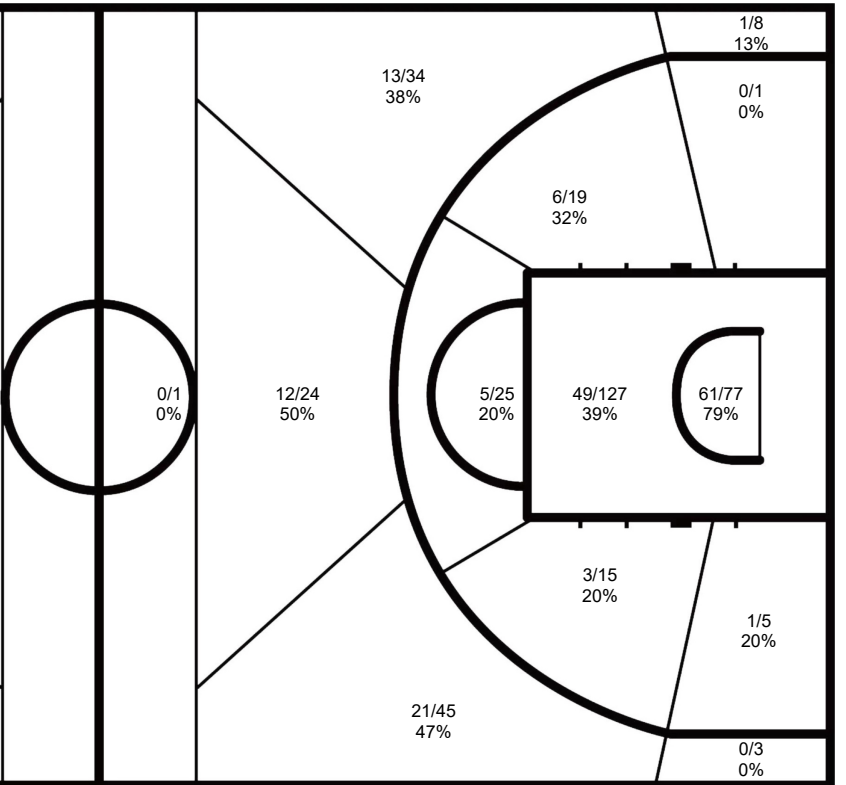
After 6 Games

Phase	PRK Played	Score		Field Goals		2 Points		3 Points		Free Throws		Rebounds			AS	TO	ST	BS	PF	FD
				M/A	%	M/A	%	M/A	%	M/A	%	OR	DR	TOT						
Preliminary Round Group C	TPE	91-77	For	37/67	55	32/46	70	5/21	24	12/19	63	20	27	47	29	21	9	5	10	17
			Agn.	31/73	43	28/57	49	3/16	19	12/17	71	20	17	37	22	15	16	0	17	10
Preliminary Round Group C	KOR	62-81	For	25/73	34	18/37	49	7/36	19	5/6	83	14	24	38	19	16	9	3	15	15
			Agn.	32/66	49	23/46	50	9/20	45	8/12	67	13	34	47	26	18	13	5	15	15
Preliminary Round Group C	THA	105-49	For	37/68	54	23/39	59	14/29	48	17/20	85	14	34	48	34	16	12	9	7	15
			Agn.	20/61	33	16/43	37	4/18	22	5/5	100	7	19	26	7	23	9	1	15	7
Quarterfinals	IND	96-57	For	32/66	49	15/22	68	17/44	39	15/19	79	18	26	44	31	14	10	6	10	15
			Agn.	23/61	38	18/43	42	5/18	28	6/10	60	14	19	33	10	19	7	1	15	8
Semifinals	CHN	44-100	For	17/66	26	11/38	29	6/28	21	4/8	50	13	12	25	13	16	10	0	12	12
			Agn.	40/64	63	28/47	60	12/17	71	8/11	73	15	37	52	28	18	11	10	12	12
Finals	KOR	63-93	For	22/56	39	16/30	53	6/26	23	13/15	87	12	23	35	15	21	4	1	12	18
			Agn.	35/70	50	21/43	49	14/27	52	9/12	75	15	23	38	28	10	18	2	18	12

PRK - DPR Korea



Opponents



PRK	M/A	%
Field Goals	170/396	43
2 Points	115/212	54
3 Points	55/184	30
Free Throws	66/87	76

%	M/A	Opponents
46	181/395	Field Goals
48	134/279	2 Points
41	47/116	3 Points
72	48/67	Free Throws



Cumulative Statistics

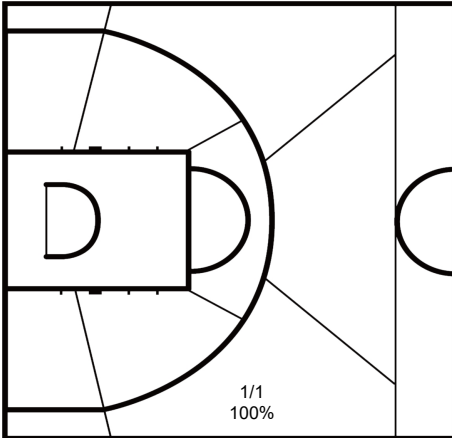
累计数据统计

As of THU 5 OCT 2023 at 17:58

PRK - DPR Korea

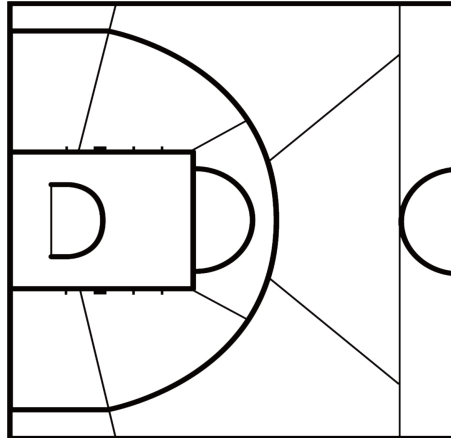
After 6 Games

4 PAK Ujong



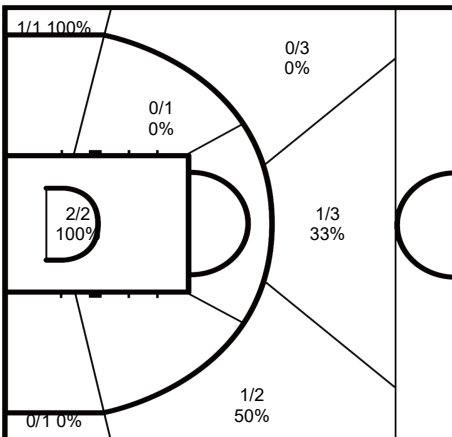
	M/A	%
Field Goals	1/1	100
2 Points		
3 Points	1/1	100
Free Throws		

5 KIM Hyeon



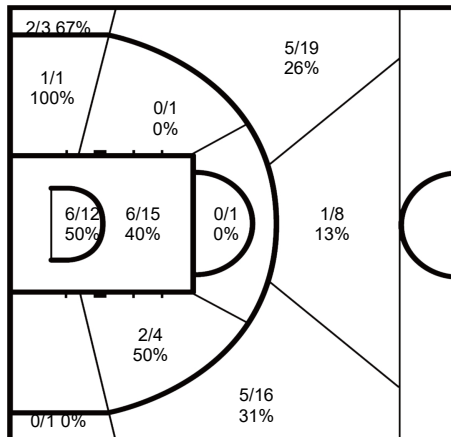
	M/A	%
Field Goals		
2 Points		
3 Points		
Free Throws		

6 KIM Soyon



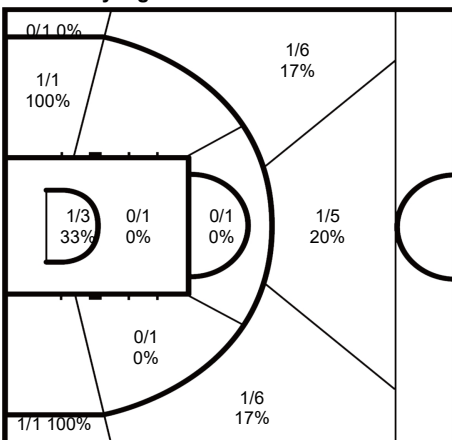
	M/A	%
Field Goals	5/13	39
2 Points	2/3	67
3 Points	3/10	30
Free Throws	2/2	100

7 RI Unjong



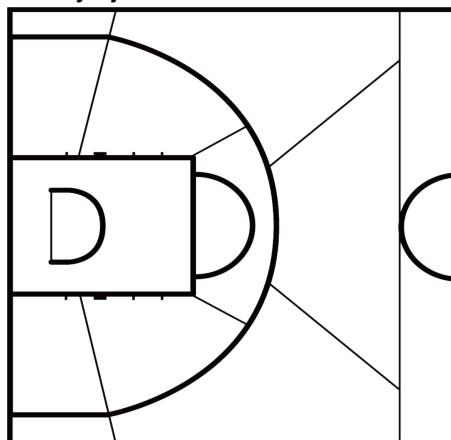
	M/A	%
Field Goals	28/81	35
2 Points	15/34	44
3 Points	13/47	28
Free Throws	4/6	67

8 KANG Hyangmi



	M/A	%
Field Goals	6/26	23
2 Points	2/7	29
3 Points	4/19	21
Free Throws		

9 AN Hyonju



	M/A	%
Field Goals		
2 Points		
3 Points		
Free Throws		

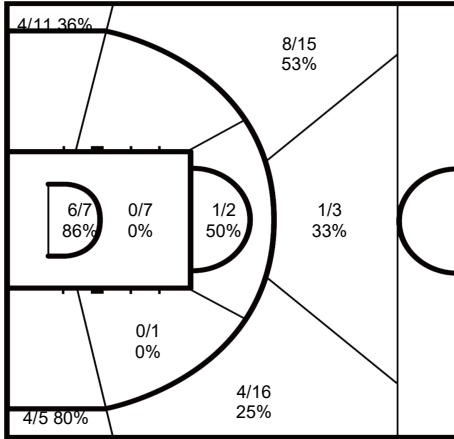


Cumulative Statistics

累计数据统计

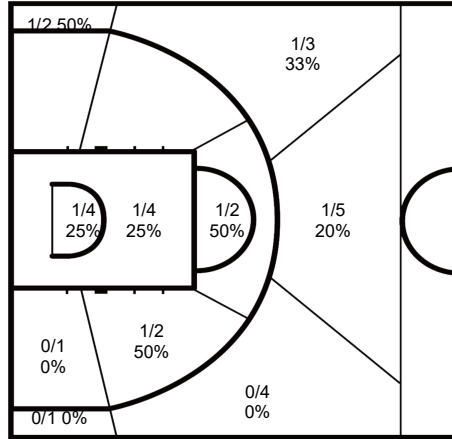
As of THU 5 OCT 2023 at 17:58

10 HONG Ryona



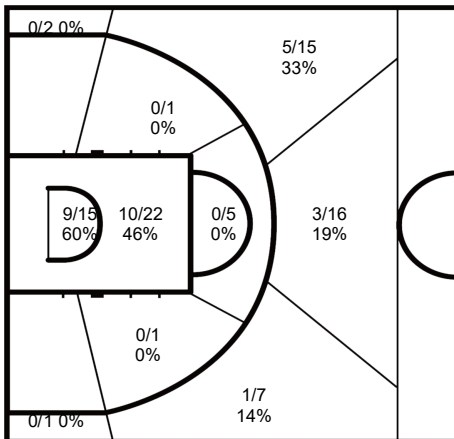
	M/A	%
Field Goals	28/67	42
2 Points	7/17	41
3 Points	21/50	42
Free Throws	7/10	70

11 KIM Ryujong



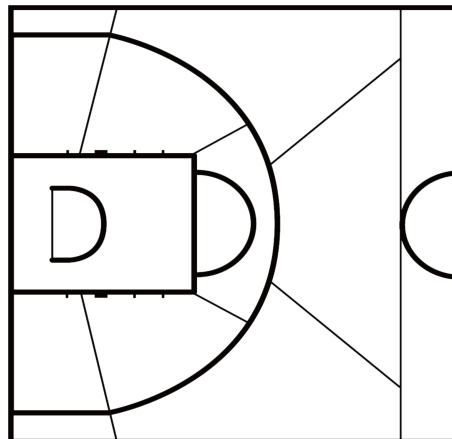
	M/A	%
Field Goals	7/28	25
2 Points	4/13	31
3 Points	3/15	20
Free Throws	1/4	25

12 RO Sukyong



	M/A	%
Field Goals	28/85	33
2 Points	19/44	43
3 Points	9/41	22
Free Throws	11/15	73

14 AN Hyongyong



	M/A	%
Field Goals		
2 Points		
3 Points		
Free Throws		

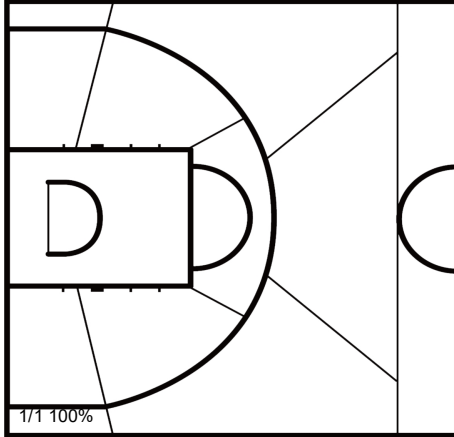


Cumulative Statistics

累计数据统计

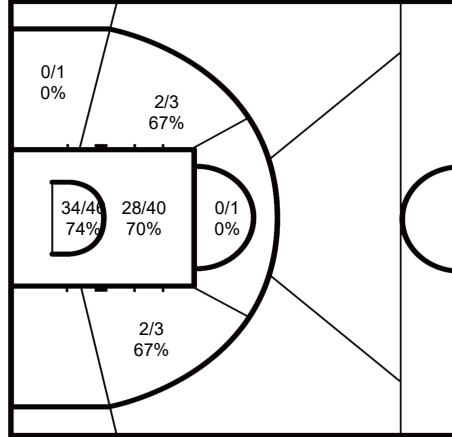
As of THU 5 OCT 2023 at 17:58

15 KO Ungyong



	M/A	%
Field Goals	1/1	100
2 Points		
3 Points	1/1	100
Free Throws	1/2	50

17 PAK Jina



	M/A	%
Field Goals	66/94	70
2 Points	66/94	70
3 Points		
Free Throws	40/48	83

Legend:

%	Shooting Percentage	(C)	Captain	+/-	Plus-Minus	Agn.	Against
AS	Assists	BS	Blocked Shots	DR	Defensive Rebounds	DSQ	Disqualified
FD	Fouls Drawn	GP	Games Played	M/A	Made/Attempts	MPG	Minutes Played per Game
No.	Uniform Number	OR	Offensive Rebounds	PF	Fouls	PPG	Points per Game
PTS	Points	ST	Steals	TO	Turnovers	TOT	Total Rebounds
TP	Time Played						

Timing and Results provided by Bornan

Cumulative Statistics

累计数据统计

As of SUN 1 OCT 2023 at 15:13

THA - Thailand

After 2 Games

Player Totals

No.	Name	GP	TP	Field Goals		2 Points		3 Points		Free Throws		Rebounds			AS	TO	ST	BS	PF	FD	+/-	PTS
				M/A	%	M/A	%	M/A	%	M/A	%	OR	DR	TOT								
2	AMPHAWA Thuamon(C)	2	1:39:18	11/28	39	6/15	40	5/13	39			15	15	8	14	5	1	5	2	-69	27	
11	SUPYEN Pimchosita	2	13:07	1/3	33	1/3	33					1	1							-15	2	
24	LUMDABPANG Thunchanok	2	1:37:01	11/31	36	10/26	39	1/5	20	8/9	89	9	23	32	6	9	3	2	9	7	-68	31
25	WONGTAPHA Sasiporn	2	1:16:14	9/25	36	7/19	37	2/6	33	2/2	100	2	13	15	6	16	5	1	11	5	-49	22
29	UDOMSUK Rattiyakorn	2	1:40:23	13/35	37	10/19	53	3/16	19	14/18	78	2	5	7	6	10	2		6	16	-70	43
41	SAISAMARN Wanatsanan	2	1:04									1	1								-3	
42	TATE Lalia Kwan	2	9:35	0/1	0	0/1	0					2	2							1	-14	
45	RUNGRUEANG Jirawan	2	56:01	4/16	25	2/9	22	2/7	29	1/3	33	2	3	5	6	10	2		2	3	-61	11
67	SUMMAT Warinthon	2	37:01	3/12	25	0/6	0	3/6	50	0/2	0		5	5	4	6	2		3	1	-32	9
88	HEWCHAIYAPHUM Laksamee	2	28:36	2/5	40	2/5	40					4	4		2				4	2	-50	4
93	PRAJUAPSOOK Kanokwan	2	1:19:43	4/24	17	4/21	19	0/3	0	2/2	100	5	12	17	5	3	1	2	6	1	-34	10
95	SAKARET Chosita	2	1:52																		-5	
Team/Coach												10	16	26		5						
Totals				58/180	32	42/124	34	16/56	29	27/36	75	30	100	130	41	75	20	6	46	38	-94	159
Opponents				94/232	41	60/149	40	34/83	41	31/46	67	52	100	152	82	39	47	16	38	46	94	253

Team Totals

	THA	Opponents
Points from Turnovers	22	102
Points in the Paint	66(33/89)37%	102(51/112)46%
Second Chance Points	18	54
Fast Break Points	33	45
Bench Points	26	110

Player Averages

No.	Name	GP	MPG	Field Goals		2 Points		3 Points		Free Throws		Rebounds			AS	TO	ST	BS	PF	FD	+/-	PTS
				M/A	%	M/A	%	M/A	%	M/A	%	OR	DR	TOT								
2	AMPHAWA Thuamon(C)	2	49:39	5.5/14.0	39	3.0/7.5	40	5/13	39			7.5	7.5	4.0	7.0	2.5	0.5	2.5	1.0	-34.5	13.5	
11	SUPYEN Pimchosita	2	6:33	0.5/1.5	33	0.5/1.5	33					0.5	0.5							-7.5	1.0	
24	LUMDABPANG Thunchanok	2	48:30	5.5/15.5	36	5.0/13.0	39	1/5	20	4.0/4.5	89	4.5	11.5	16.0	3.0	4.5	1.5	1.0	4.5	3.5	-34.0	15.5
25	WONGTAPHA Sasiporn	2	38:07	4.5/12.5	36	3.5/9.5	37	2/6	33	1.0/1.0	100	1.0	6.5	7.5	3.0	8.0	2.5	0.5	5.5	2.5	-24.5	11.0
29	UDOMSUK Rattiyakorn	2	50:11	6.5/17.5	37	5.0/9.5	53	3/16	19	7.0/9.0	78	1.0	2.5	3.5	3.0	5.0	1.0		3.0	8.0	-35.0	21.5
41	SAISAMARN Wanatsanan	2	0:32									0.5	0.5								-1.5	
42	TATE Lalia Kwan	2	4:47	0.0/0.5	0	0.0/0.5	0					1.0	1.0							0.5	-7.0	
45	RUNGRUEANG Jirawan	2	28:00	2.0/8.0	25	1.0/4.5	22	2/7	29	0.5/1.5	33	1.0	1.5	2.5	3.0	5.0	1.0		1.0	1.5	-30.5	5.5
67	SUMMAT Warinthon	2	18:30	1.5/6.0	25	0.0/3.0	0	3/6	50	0.0/1.0	0		2.5	2.5	2.0	3.0	1.0		1.5	0.5	-16.0	4.5
88	HEWCHAIYAPHUM Laksamee	2	14:18	1.0/2.5	40	1.0/2.5	40						2.0	2.0		1.0			2.0	1.0	-25.0	2.0
93	PRAJUAPSOOK Kanokwan	2	39:51	2.0/12.0	17	2.0/10.5	19	0/3	0	1.0/1.0	100	2.5	6.0	8.5	2.5	1.5	0.5	1.0	3.0	0.5	-17.0	5.0
95	SAKARET Chosita	2	0:56																		-2.5	
Team/Coach												5.0	8.0	13.0		2.5						
Totals				29.0/90.0	32	21.0/62.0	34	8.0/28.0	29	13.5/18.0	75	15.0	50.0	65.0	20.5	37.5	10.0	3.0	23.0	19.0	-47.0	79.5
Opponents				47.0/116.0	41	30.0/74.5	40	17.0/41.5	41	15.5/23.0	67	26.0	50.0	76.0	41.0	19.5	23.5	8.0	19.0	23.0	47.0	126.5

Team Averages

	THA	Opponents
Points from Turnovers	11.0	42.5
Points in the Paint	33.0	51.0
Second Chance Points	9.0	27.0
Fast Break Points	16.5	22.5
Bench Points	13.0	55.0



Cumulative Statistics

累计数据统计

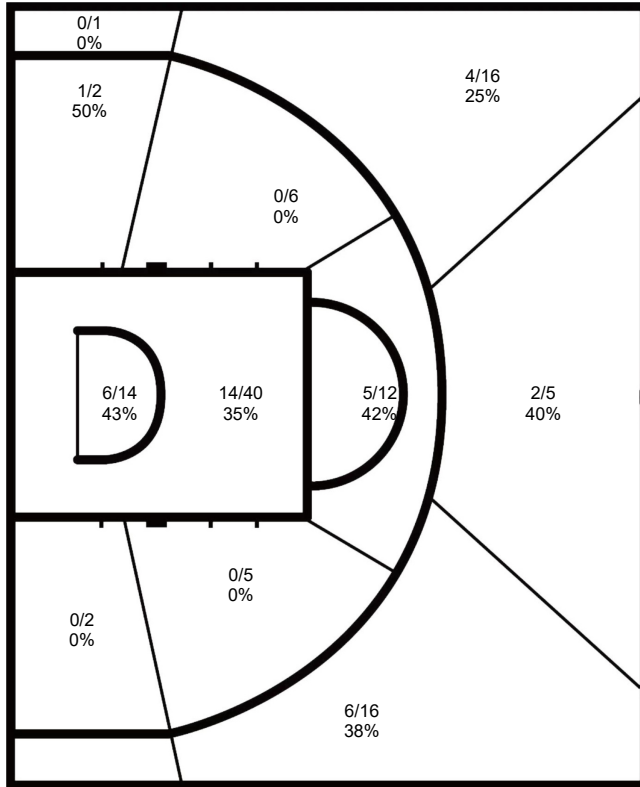
As of SUN 1 OCT 2023 at 15:13

THA - Thailand

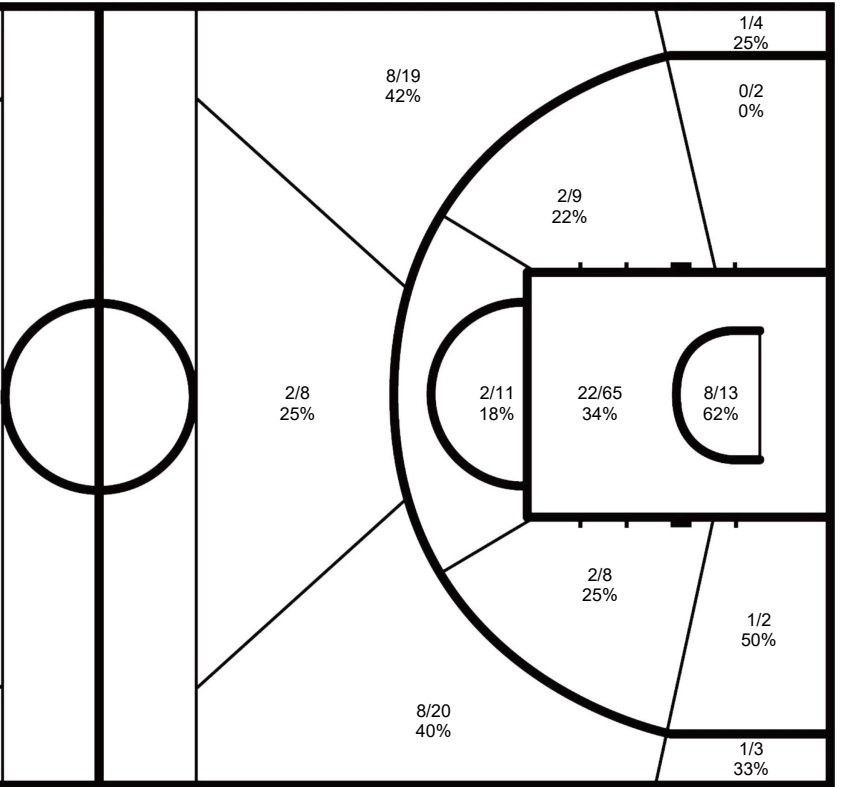
After 2 Games

Phase	THA Played	Score		Field Goals		2 Points		3 Points		Free Throws		Rebounds			AS	TO	ST	BS	PF	FD
				M/A	%	M/A	%	M/A	%	M/A	%	OR	DR	TOT						
Preliminary Round Group C	KOR	56-90	For	19/62	31	12/39	31	7/23	30	11/16	69	9	35	44	18	25	4	0	16	18
			Agn.	35/84	42	21/52	40	14/32	44	6/12	50	20	38	58	31	11	17	3	18	16
Preliminary Round Group C	TPE	54-58	For	19/57	33	14/42	33	5/15	33	11/15	73	14	46	60	16	27	7	5	15	13
			Agn.	22/80	28	16/58	28	6/22	27	8/14	57	18	28	46	17	12	18	4	13	15
Preliminary Round Group C	PRK	49-105	For	20/61	33	16/43	37	4/18	22	5/5	100	7	19	26	7	23	9	1	15	7
			Agn.	37/68	54	23/39	59	14/29	48	17/20	85	14	34	48	34	16	12	9	7	15

THA - Thailand



Opponents



THA	M/A	%
Field Goals	58/180	32
2 Points	42/124	34
3 Points	16/56	29
Free Throws	27/36	75

%	M/A	Opponents
41	94/232	Field Goals
40	60/149	2 Points
41	34/83	3 Points
67	31/46	Free Throws



Cumulative Statistics

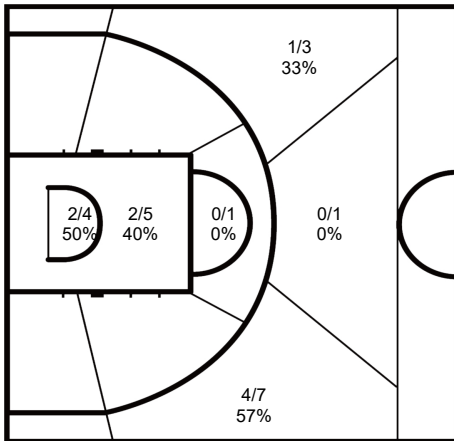
累计数据统计

As of SUN 1 OCT 2023 at 15:13

THA - Thailand

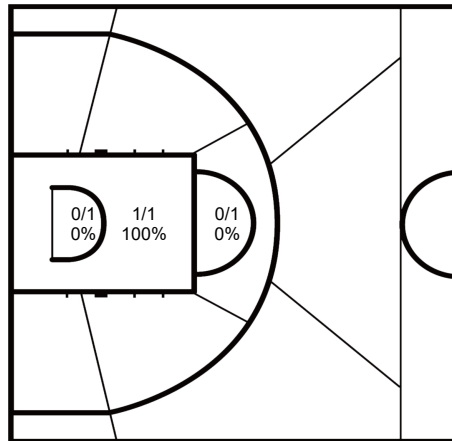
After 2 Games

2 AMPHAWA Thuamon



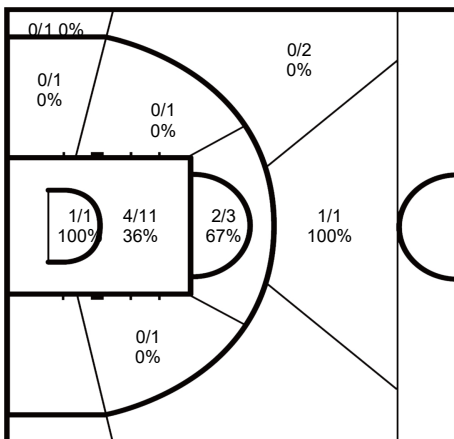
	M/A	%
Field Goals	11/28	39
2 Points	6/15	40
3 Points	5/13	39
Free Throws		

11 SUPYEN Pimchosita



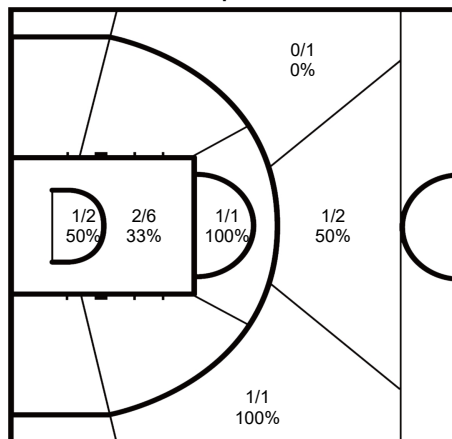
	M/A	%
Field Goals	1/3	33
2 Points	1/3	33
3 Points		
Free Throws		

24 LUMDABPANG Thunchanok



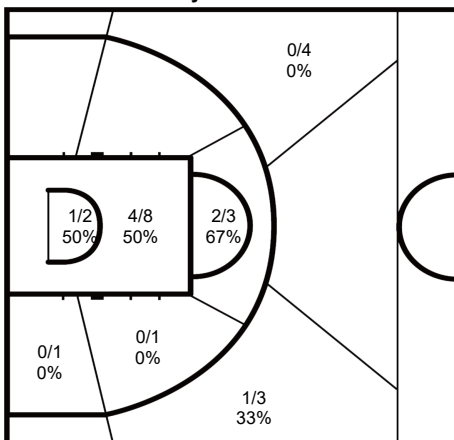
	M/A	%
Field Goals	11/31	36
2 Points	10/26	39
3 Points	1/5	20
Free Throws	8/9	89

25 WONGTAPHA Sasiporn



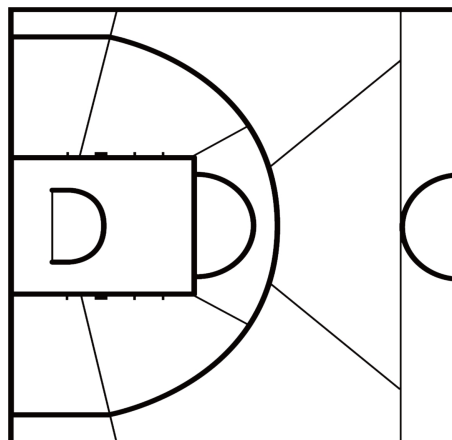
	M/A	%
Field Goals	9/25	36
2 Points	7/19	37
3 Points	2/6	33
Free Throws	2/2	100

29 UDOMSUK Rattiyakorn



	M/A	%
Field Goals	13/35	37
2 Points	10/19	53
3 Points	3/16	19
Free Throws	14/18	78

41 SAISAMARN Wanatsanan



	M/A	%
Field Goals		
2 Points		
3 Points		
Free Throws		

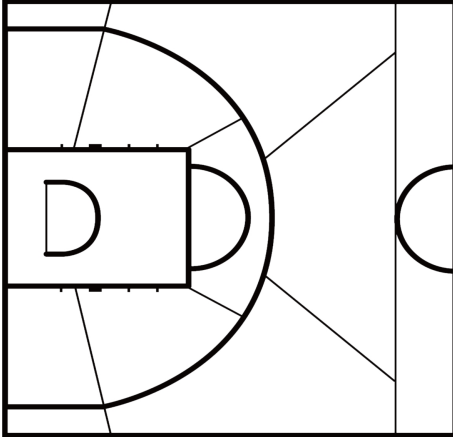


Cumulative Statistics

累计数据统计

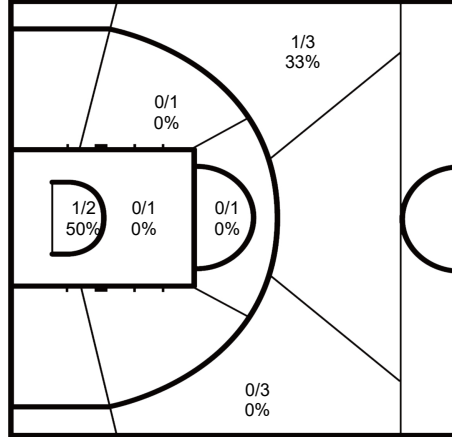
As of SUN 1 OCT 2023 at 15:13

42 TATE Lalia Kwan



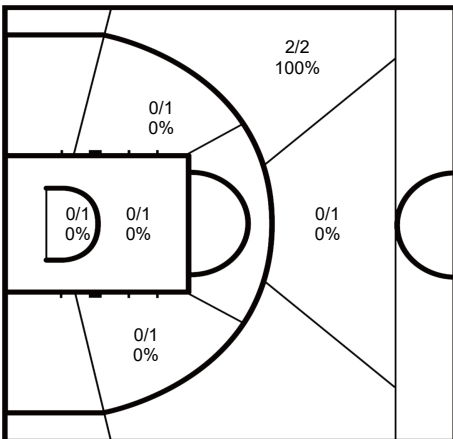
	M/A	%
Field Goals	0/1	0
2 Points	0/1	0
3 Points		
Free Throws		

45 RUNGRUEANG Jirawan



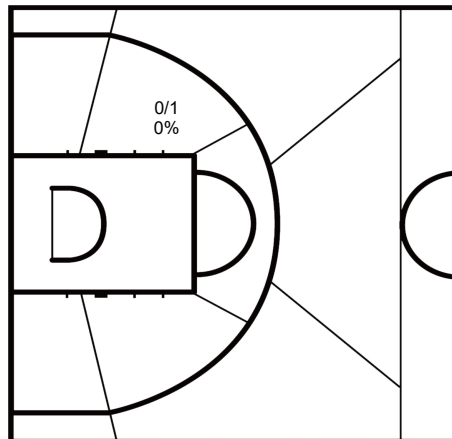
	M/A	%
Field Goals	4/16	25
2 Points	2/9	22
3 Points	2/7	29
Free Throws	1/3	33

67 SUMMAT Warinthon



	M/A	%
Field Goals	3/12	25
2 Points	0/6	0
3 Points	3/6	50
Free Throws	0/2	0

88 HEWCHAIYAPHUM Laksamee



	M/A	%
Field Goals	2/5	40
2 Points	2/5	40
3 Points		
Free Throws		

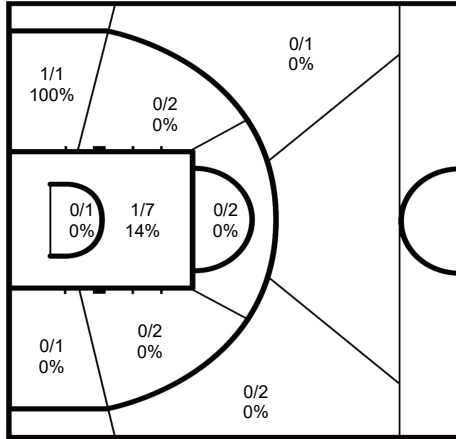


Cumulative Statistics

累计数据统计

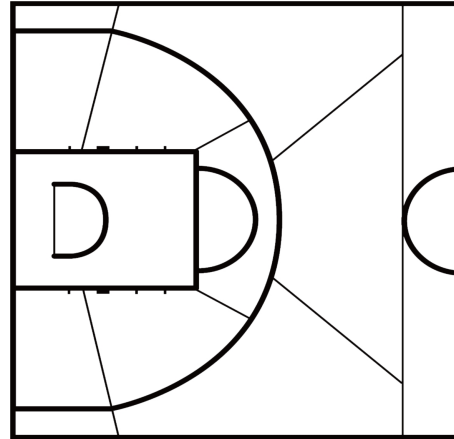
As of SUN 1 OCT 2023 at 15:13

93 PRAJUAPSOOK Kanokwan



	M/A	%
Field Goals	4/24	17
2 Points	4/21	19
3 Points	0/3	0
Free Throws	2/2	100

95 SAKARET Chosita



	M/A	%
Field Goals		
2 Points		
3 Points		
Free Throws		

Legend:

%	Shooting Percentage	(C)	Captain	+/-	Plus-Minus	Agn.	Against
AS	Assists	BS	Blocked Shots	DR	Defensive Rebounds	DSQ	Disqualified
FD	Fouls Drawn	GP	Games Played	M/A	Made/Attempts	MPG	Minutes Played per Game
No.	Uniform Number	OR	Offensive Rebounds	PF	Fouls	PPG	Points per Game
PTS	Points	ST	Steals	TO	Turnovers	TOT	Total Rebounds
TP	Time Played						

Timing and Results provided by Bornan



Cumulative Statistics

累计数据统计

As of MON 2 OCT 2023 at 17:42

TPE - Chinese Taipei

After 4 Games

Player Totals

No.	Name	GP	TP	Field Goals		2 Points		3 Points		Free Throws		Rebounds			AS	TO	ST	BS	PF	FD	+/-	PTS
				M/A	%	M/A	%	M/A	%	M/A	%	OR	DR	TOT								
2	PAN Tzu-Yin	4	56:28	1/9	11	1/7	14	0/2	0	4/7	57		1	1	4	7	2		3	6	-37	6
3	LO Pin	4	1:36:12	9/27	33	5/13	39	4/14	29	3/4	75	2	7	9	7	6	12		6	3	-18	25
4	CHEN Yen Yu	4	1:12:26	9/27	33	5/16	31	4/11	36	5/6	83	1	3	4	8	3	2		1	6	-48	27
6	CHEN Wei-An	4	1:32:52	17/33	52	16/26	62	1/7	14	9/14	64	8	13	21	2	10	7	3	6	12	-33	44
11	CHENG I-Hsiu	4	1:31:34	10/36	28	10/32	31	0/4	0	1/2	50	10	10	20	11	8	7	1	10	3	-49	21
12	LIN Yu-Ting	4	1:20:32	11/31	36	10/27	37	1/4	25	3/5	60	1	9	10	13	9	4	1	6	4	-38	26
13	CHO Ching	4	21:50	2/9	22	2/7	29	0/2	0	1/2	50		1	1	1	2	3		2	3	-9	5
17	HUANG Ling-Chuan	4	54:32	10/31	32	7/15	47	3/16	19				3	3	3	2	2		4		-44	23
19	HSU Yu-Lien	4	1:06:28	10/18	56	10/18	56					8	5	13	2	3	2		4		-42	20
22	LIN Tieh	4	1:09:05	11/33	33	11/30	37	0/3	0	3/7	43	12	11	23	4		2	1	8	9	-39	25
24	LIU Hsi-Yeh(C)	4	20:27	1/8	13	0/3	0	1/5	20			1	3	4					1		-27	3
55	PENG Hsiao Tong	4	1:17:29	10/22	46	6/14	43	4/8	50	5/6	83	3	2	5	7	14	11		7	4	-26	29
Team/Coach																						
Totals				101/284	36	83/208	40	18/76	24	34/53	64	60	80	140	62	63	54	6	58	50	-82	254
Opponents				133/267	50	112/199	56	21/68	31	49/62	79	67	139	206	98	77	39	19	50	58	82	336

Team Totals

	TPE	Opponents
Points from Turnovers	63	196
Points in the Paint	136(68/142)48%	196(98/164)60%
Second Chance Points	37	69
Fast Break Points	57	56
Bench Points	126	90

Player Averages

No.	Name	GP	MPG	Field Goals		2 Points		3 Points		Free Throws		Rebounds			AS	TO	ST	BS	PF	FD	+/-	PTS
				M/A	%	M/A	%	M/A	%	M/A	%	OR	DR	TOT								
2	PAN Tzu-Yin	4	14:07	0.3/2.3	11	0.3/1.8	14	0/2	0	1.0/1.8	57		0.3	0.3	1.0	1.8	0.5		0.8	1.5	-9.3	1.5
3	LO Pin	4	24:03	2.3/6.8	33	1.3/3.3	39	4/14	29	0.8/1.0	75	0.5	1.8	2.3	1.8	1.5	3.0		1.5	0.8	-4.5	6.3
4	CHEN Yen Yu	4	18:06	2.3/6.8	33	1.3/4.0	31	4/11	36	1.3/1.5	83	0.3	0.8	1.0	2.0	0.8	0.5		0.3	1.5	-12.0	6.8
6	CHEN Wei-An	4	23:13	4.3/8.3	52	4.0/6.5	62	1/7	14	2.3/3.5	64	2.0	3.3	5.3	0.5	2.5	1.8	0.8	1.5	3.0	-8.3	11.0
11	CHENG I-Hsiu	4	22:53	2.5/9.0	28	2.5/8.0	31	0/4	0	0.3/0.5	50	2.5	2.5	5.0	2.8	2.0	1.8	0.3	2.5	0.8	-12.3	5.3
12	LIN Yu-Ting	4	20:08	2.8/7.8	36	2.5/6.8	37	1/4	25	0.8/1.3	60	0.3	2.3	2.5	3.3	2.3	1.0	0.3	1.5	1.0	-9.5	6.5
13	CHO Ching	4	5:27	0.5/2.3	22	0.5/1.8	29	0/2	0	0.3/0.5	50		0.3	0.3	0.3	0.5	0.8		0.5	0.8	-2.3	1.3
17	HUANG Ling-Chuan	4	13:38	2.5/7.8	32	1.8/3.8	47	3/16	19				0.8	0.8	0.8	0.5	0.5		1.0		-11.0	5.8
19	HSU Yu-Lien	4	16:37	2.5/4.5	56	2.5/4.5	56					2.0	1.3	3.3	0.5	0.8	0.5		1.0		-10.5	5.0
22	LIN Tieh	4	17:16	2.8/8.3	33	2.8/7.5	37	0/3	0	0.8/1.8	43	3.0	2.8	5.8	1.0		0.5	0.3	2.0	2.3	-9.8	6.3
24	LIU Hsi-Yeh(C)	4	5:06	0.3/2.0	13	0.0/0.8	0	1/5	20			0.3	0.8	1.0					0.3		-6.8	0.8
55	PENG Hsiao Tong	4	19:22	2.5/5.5	46	1.5/3.5	43	4/8	50	1.3/1.5	83	0.8	0.5	1.3	1.8	3.5	2.8		1.8	1.0	-6.5	7.3
Team/Coach																						
Totals		25.3/71.0	36	20.8/52.0	40	4.5/19.0	24	8.5/13.3	64	15.0	20.0	35.0	15.5	15.8	13.5	1.5	14.5	12.5	-20.5	63.5		
Opponents		33.3/66.8	50	28.0/49.8	56	5.3/17.0	31	12.3/15.5	79	16.8	34.8	51.5	24.5	19.3	9.8	4.8	12.5	14.5	20.5	84.0		

Team Averages

	TPE	Opponents
Points from Turnovers	15.8	16.5
Points in the Paint	34.0	49.0
Second Chance Points	9.3	17.3
Fast Break Points	14.3	14.0
Bench Points	31.5	22.5



Cumulative Statistics

累计数据统计

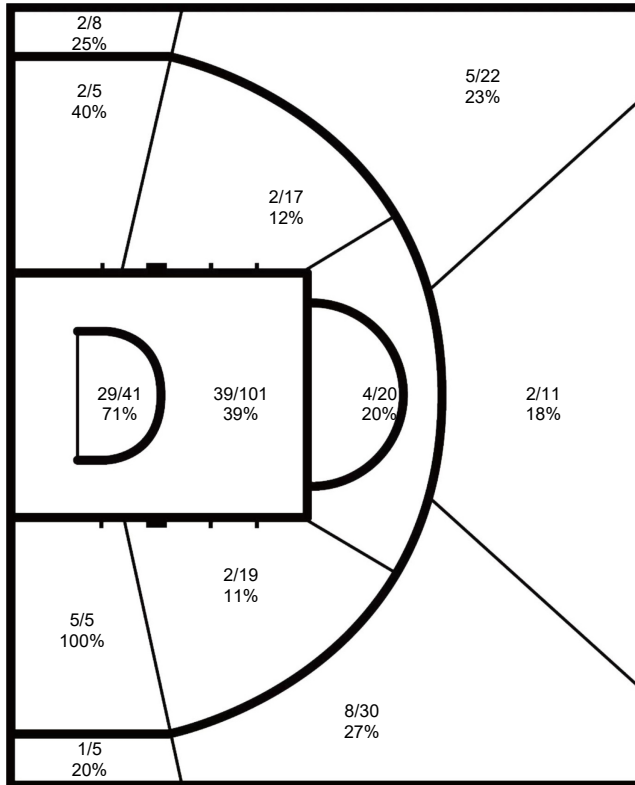
As of MON 2 OCT 2023 at 17:42

TPE - Chinese Taipei

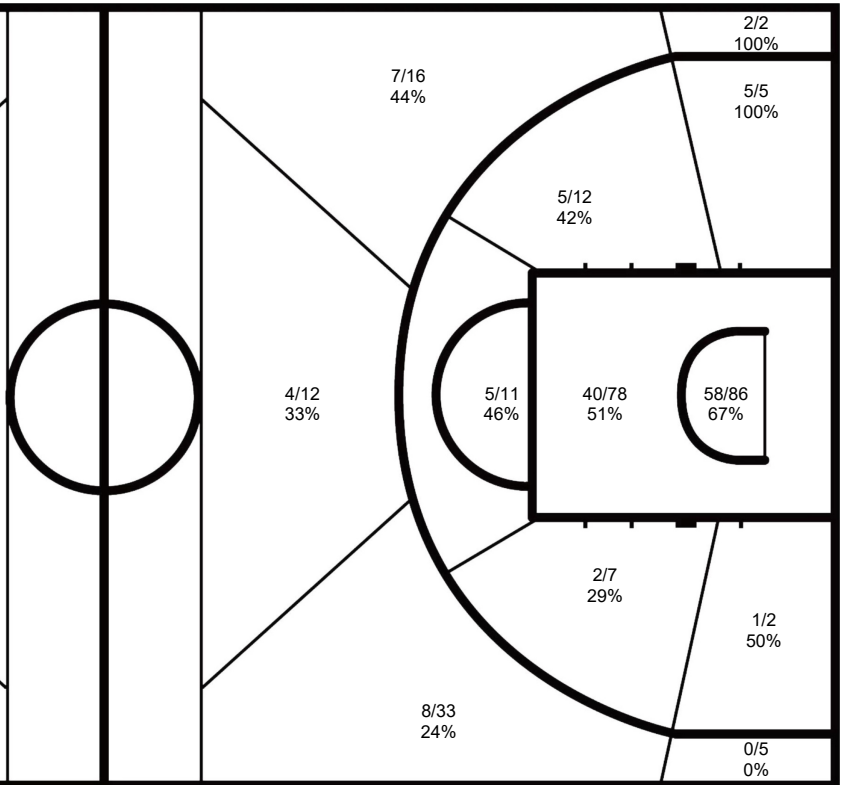
After 4 Games

Phase	TPE Played	Score		Field Goals		2 Points		3 Points		Free Throws		Rebounds			AS	TO	ST	BS	PF	FD
				M/A	%	M/A	%	M/A	%	M/A	%	OR	DR	TOT						
Preliminary Round Group C	PRK	77-91	For	31/73	43	28/57	49	3/16	19	12/17	71	20	17	37	22	15	16	0	17	10
			Agn.	37/67	55	32/46	70	5/21	24	12/19	63	20	27	47	29	21	9	5	10	17
Preliminary Round Group C	THA	58-54	For	22/80	28	16/58	28	6/22	27	8/14	57	18	28	46	17	12	18	4	13	15
			Agn.	19/57	33	14/42	33	5/15	33	11/15	73	14	46	60	16	27	7	5	15	13
Preliminary Round Group C	KOR	59-87	For	22/62	36	18/48	38	4/14	29	11/16	69	16	16	32	13	21	11	0	13	16
			Agn.	33/66	50	27/50	54	6/16	38	15/15	100	17	28	45	18	19	14	5	16	13
Quarterfinals	CHN	60-104	For	26/69	38	21/45	47	5/24	21	3/6	50	6	19	25	10	15	9	2	15	9
			Agn.	44/77	57	39/61	64	5/16	31	11/13	85	16	38	54	35	10	9	4	9	15

TPE - Chinese Taipei



Opponents



TPE	M/A	%
Field Goals	101/284	36
2 Points	83/208	40
3 Points	18/76	24
Free Throws	34/53	64

%	M/A	Opponents
50	133/267	Field Goals
56	112/199	2 Points
31	21/68	3 Points
79	49/62	Free Throws



Cumulative Statistics

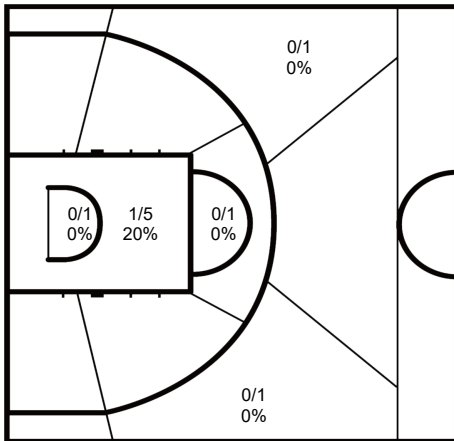
累计数据统计

As of MON 2 OCT 2023 at 17:42

TPE - Chinese Taipei

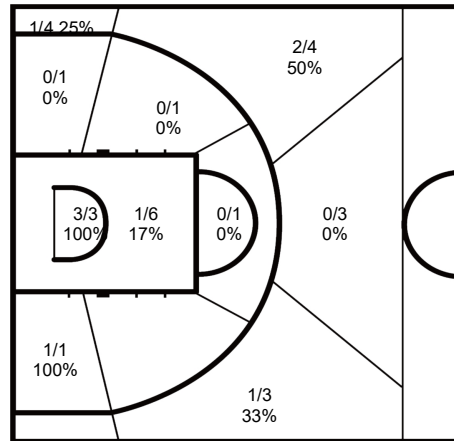
After 4 Games

2 PAN Tzu-Yin



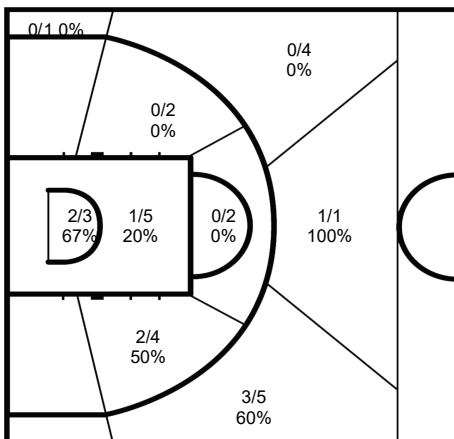
	M/A	%
Field Goals	1/9	11
2 Points	1/7	14
3 Points	0/2	0
Free Throws	4/7	57

3 LO Pin



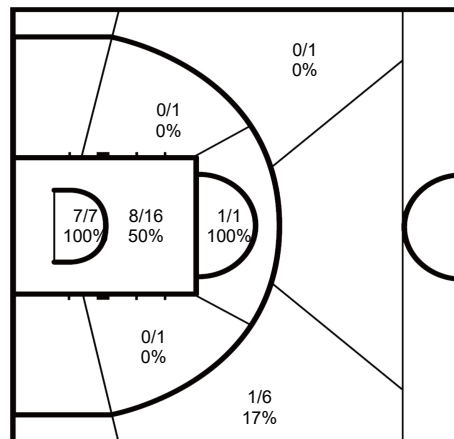
	M/A	%
Field Goals	9/27	33
2 Points	5/13	39
3 Points	4/14	29
Free Throws	3/4	75

4 CHEN Yen Yu



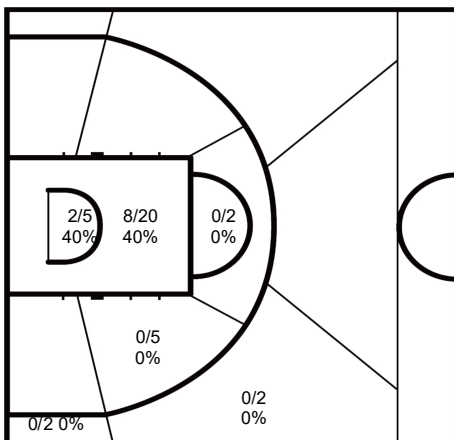
	M/A	%
Field Goals	9/27	33
2 Points	5/16	31
3 Points	4/11	36
Free Throws	5/6	83

6 CHEN Wei-An



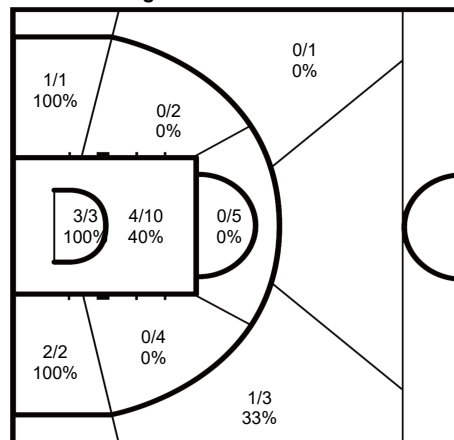
	M/A	%
Field Goals	17/33	52
2 Points	16/26	62
3 Points	1/7	14
Free Throws	9/14	64

11 CHENG I-Hsiu



	M/A	%
Field Goals	10/36	28
2 Points	10/32	31
3 Points	0/4	0
Free Throws	1/2	50

12 LIN Yu-Ting



	M/A	%
Field Goals	11/31	36
2 Points	10/27	37
3 Points	1/4	25
Free Throws	3/5	60

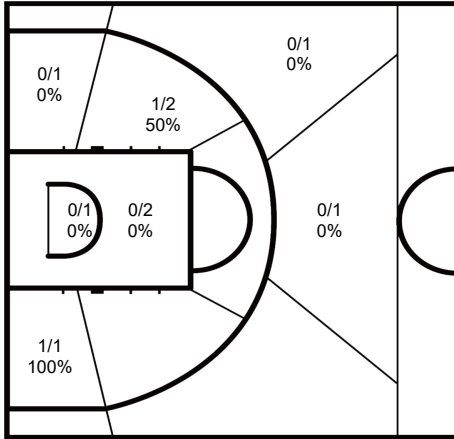


Cumulative Statistics

累计数据统计

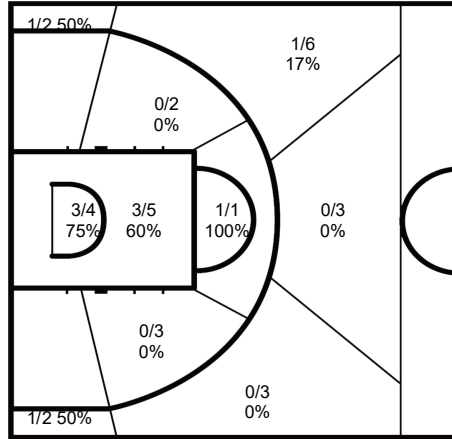
As of MON 2 OCT 2023 at 17:42

13 CHO Ching



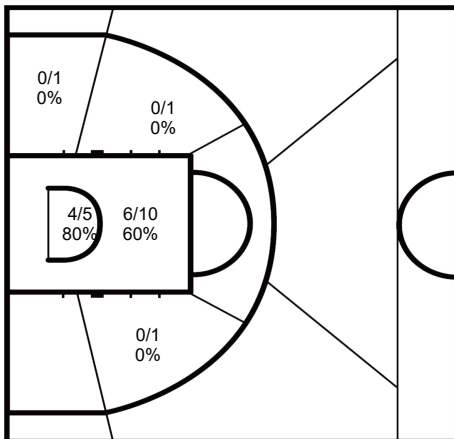
	M/A	%
Field Goals	2/9	22
2 Points	2/7	29
3 Points	0/2	0
Free Throws	1/2	50

17 HUANG Ling-Chuan



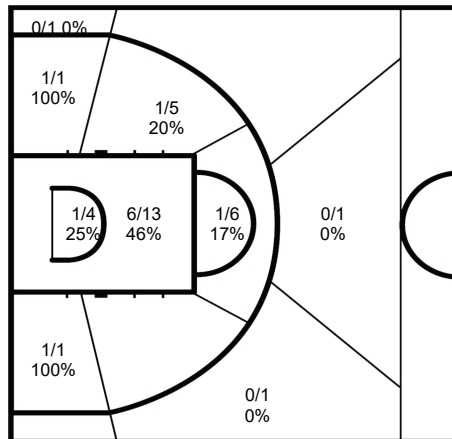
	M/A	%
Field Goals	10/31	32
2 Points	7/15	47
3 Points	3/16	19
Free Throws		

19 HSU Yu-Lien



	M/A	%
Field Goals	10/18	56
2 Points	10/18	56
3 Points		
Free Throws		

22 LIN Tieh



	M/A	%
Field Goals	11/33	33
2 Points	11/30	37
3 Points	0/3	0
Free Throws	3/7	43

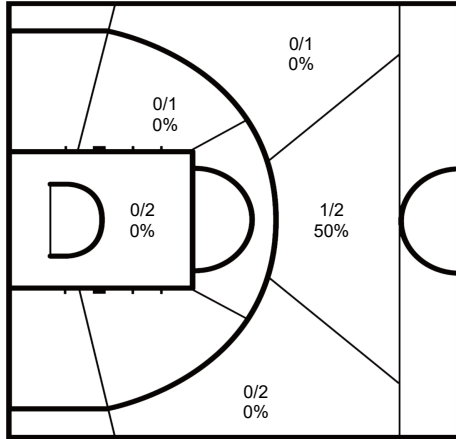


Cumulative Statistics

累计数据统计

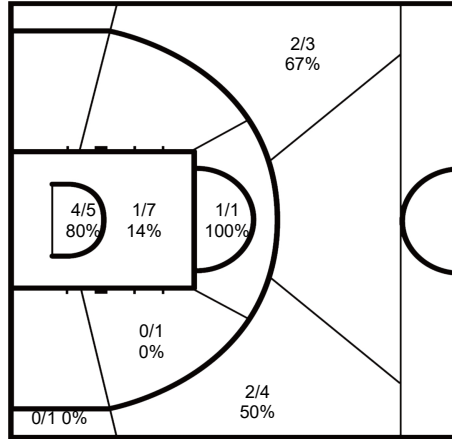
As of MON 2 OCT 2023 at 17:42

24 LIU Hsi-Yeh



	M/A	%
Field Goals	1/8	13
2 Points	0/3	0
3 Points	1/5	20
Free Throws		

55 PENG Hsiao Tong



	M/A	%
Field Goals	10/22	46
2 Points	6/14	43
3 Points	4/8	50
Free Throws	5/6	83

Legend:

%	Shooting Percentage	(C)	Captain	+/-	Plus-Minus	Agn.	Against
AS	Assists	BS	Blocked Shots	DR	Defensive Rebounds	DSQ	Disqualified
FD	Fouls Drawn	GP	Games Played	M/A	Made/Attempts	MPG	Minutes Played per Game
No.	Uniform Number	OR	Offensive Rebounds	PF	Fouls	PPG	Points per Game
PTS	Points	ST	Steals	TO	Turnovers	TOT	Total Rebounds
TP	Time Played						

Timing and Results provided by Bornan



Overall Team Statistics

球队整体数据统计

As of FRI 6 OCT 2023 at 13:38

Totals

Team	GP		Field Goals		2 Points		3 Points		Free Throws		Rebounds			AS	TO	ST	BS	PF	FD	PTS
			M/A	%	M/A	%	M/A	%	M/A	%	OR	DR	TOT							
CHN	6	For	244/465	52.5	192/314	61.1	52/151	34.4	51/70	72.9	110	216	326	191	79	61	29	70	88	591
		Agn.	126/393	32.1	91/243	37.4	35/150	23.3	40/58	69.0	63	126	189	62	108	44	6	88	70	327
HKG	3	For	65/217	30.0	48/148	32.4	17/69	24.6	32/56	57.1	61	71	132	44	61	37	7	52	52	179
		Agn.	103/240	42.9	66/128	51.6	37/112	33.0	30/55	54.5	90	110	200	78	62	38	7	53	52	273
INA	4	For	80/252	31.7	66/161	41.0	14/91	15.4	40/61	65.6	68	119	187	61	89	29	11	62	60	214
		Agn.	117/291	40.2	74/160	46.3	43/131	32.8	43/58	74.1	68	123	191	95	58	49	12	60	62	320
IND	4	For	94/266	35.3	69/162	42.6	25/104	24.0	31/50	62.0	65	117	182	51	63	29	10	47	46	244
		Agn.	121/320	37.8	78/168	46.4	43/152	28.3	30/43	69.8	91	123	214	100	50	33	12	48	47	315
JPN	6	For	212/461	46.0	132/246	53.7	80/215	37.2	44/59	74.6	90	161	251	159	59	89	16	93	69	548
		Agn.	123/343	35.9	101/238	42.4	22/105	21.0	46/75	61.3	82	170	252	81	153	34	12	69	93	314
KAZ	3	For	44/156	28.2	31/89	34.8	13/67	19.4	44/65	67.7	57	104	161	31	96	14	4	47	55	145
		Agn.	90/233	38.6	53/133	39.8	37/100	37.0	28/49	57.1	57	75	132	64	31	60	4	55	46	245
KOR	6	For	194/418	46.4	136/279	48.7	58/139	41.7	56/76	73.7	96	178	274	151	87	79	19	99	88	502
		Agn.	143/383	37.3	96/231	41.6	47/152	30.9	59/86	68.6	83	145	228	101	108	43	7	88	99	392
MGL	3	For	59/213	27.7	32/108	29.6	27/105	25.7	27/41	65.9	51	87	138	41	47	18	5	50	40	172
		Agn.	92/221	41.6	75/134	56.0	17/87	19.5	37/57	64.9	60	114	174	77	33	28	17	40	50	238
PHI	4	For	122/300	40.7	78/177	44.1	44/123	35.8	24/50	48.0	92	104	196	80	69	44	5	52	61	312
		Agn.	120/290	41.4	84/166	50.6	36/124	29.0	35/48	72.9	74	109	183	94	70	39	11	61	52	311
PRK	6	For	170/396	42.9	115/212	54.2	55/184	29.9	66/87	75.9	91	146	237	141	104	54	24	66	92	461
		Agn.	181/395	45.8	134/279	48.0	47/116	40.5	48/67	71.6	84	149	233	121	103	74	19	92	64	457
THA	3	For	58/180	32.2	42/124	33.9	16/56	28.6	27/36	75.0	30	100	130	41	75	20	6	46	38	159
		Agn.	94/232	40.5	60/149	40.3	34/83	41.0	31/46	67.4	52	100	152	82	39	47	16	38	46	253
TPE	4	For	101/284	35.6	83/208	39.9	18/76	23.7	34/53	64.2	60	80	140	62	63	54	6	58	50	254
		Agn.	133/267	49.8	112/199	56.3	21/68	30.9	49/62	79.0	67	139	206	98	77	39	19	50	58	336
Totals	26		3441/8465	40.6	2386/5049	47.3	1055/3416	30.9	1285/1931	66.5	1971	3566	5537	2367	2026	1136	337	2013	1976	9222



Overall Team Statistics

球队整体数据统计

As of FRI 6 OCT 2023 at 13:38

Averages

Team	GP		Field Goals		2 Points		3 Points		Free Throws		Rebounds			AS	TO	ST	BS	PF	FD	PPG
			M/A	%	M/A	%	M/A	%	M/A	%	OR	DR	TOT							
CHN	6	For	40.7/77.5	52.5	32.0/52.3	61.1	8.7/25.2	34.4	8.5/11.7	72.9	18.3	36.0	54.3	31.8	13.2	10.2	4.8	11.7	14.7	98.5
		Agn.	21.0/65.5	32.1	15.2/40.5	37.4	5.8/25.0	23.3	6.7/9.7	69.0	10.5	21.0	31.5	10.3	18.0	7.3	1.0	14.7	11.7	54.5
HKG	3	For	21.7/72.3	30.0	16.0/49.3	32.4	5.7/23.0	24.6	10.7/18.7	57.1	20.3	23.7	44.0	14.7	20.3	12.3	2.3	17.3	17.3	59.7
		Agn.	34.3/80.0	42.9	22.0/42.7	51.6	12.3/37.3	33.0	10.0/18.3	54.5	30.0	36.7	66.7	26.0	20.7	12.7	2.3	17.7	17.3	91.0
INA	4	For	20.0/63.0	31.7	16.5/40.3	41.0	3.5/22.8	15.4	10.0/15.3	65.6	17.0	29.8	46.8	15.3	22.3	7.3	2.8	15.5	15.0	53.5
		Agn.	29.3/72.8	40.2	18.5/40.0	46.3	10.8/32.8	32.8	10.8/14.5	74.1	17.0	30.8	47.8	23.8	14.5	12.3	3.0	15.0	15.5	80.0
IND	4	For	23.5/66.5	35.3	17.3/40.5	42.6	6.3/26.0	24.0	7.8/12.5	62.0	16.3	29.3	45.5	12.8	15.8	7.3	2.5	11.8	11.5	61.0
		Agn.	30.3/80.0	37.8	19.5/42.0	46.4	10.8/38.0	28.3	7.5/10.8	69.8	22.8	30.8	53.5	25.0	12.5	8.3	3.0	12.0	11.8	78.8
JPN	6	For	35.3/76.8	46.0	22.0/41.0	53.7	13.3/35.8	37.2	7.3/9.8	74.6	15.0	26.8	41.8	26.5	9.8	14.8	2.7	15.5	11.5	91.3
		Agn.	20.5/57.2	35.9	16.8/39.7	42.4	3.7/17.5	21.0	7.7/12.5	61.3	13.7	28.3	42.0	13.5	25.5	5.7	2.0	11.5	15.5	52.3
KAZ	3	For	14.7/52.0	28.2	10.3/29.7	34.8	4.3/22.3	19.4	14.7/21.7	67.7	19.0	34.7	53.7	10.3	32.0	4.7	1.3	15.7	18.3	48.3
		Agn.	30.0/77.7	38.6	17.7/44.3	39.8	12.3/33.3	37.0	9.3/16.3	57.1	19.0	25.0	44.0	21.3	10.3	20.0	1.3	18.3	15.3	81.7
KOR	6	For	32.3/69.7	46.4	22.7/46.5	48.7	9.7/23.2	41.7	9.3/12.7	73.7	16.0	29.7	45.7	25.2	14.5	13.2	3.2	16.5	14.7	83.7
		Agn.	23.8/63.8	37.3	16.0/38.5	41.6	7.8/25.3	30.9	9.8/14.3	68.6	13.8	24.2	38.0	16.8	18.0	7.2	1.2	14.7	16.5	65.3
MGL	3	For	19.7/71.0	27.7	10.7/36.0	29.6	9.0/35.0	25.7	9.0/13.7	65.9	17.0	29.0	46.0	13.7	15.7	6.0	1.7	16.7	13.3	57.3
		Agn.	30.7/73.7	41.6	25.0/44.7	56.0	5.7/29.0	19.5	12.3/19.0	64.9	20.0	38.0	58.0	25.7	11.0	9.3	5.7	13.3	16.7	79.3
PHI	4	For	30.5/75.0	40.7	19.5/44.3	44.1	11.0/30.8	35.8	6.0/12.5	48.0	23.0	26.0	49.0	20.0	17.3	11.0	1.3	13.0	15.3	78.0
		Agn.	30.0/72.5	41.4	21.0/41.5	50.6	9.0/31.0	29.0	8.8/12.0	72.9	18.5	27.3	45.8	23.5	17.5	9.8	2.8	15.3	13.0	77.8
PRK	6	For	28.3/66.0	42.9	19.2/35.3	54.2	9.2/30.7	29.9	11.0/14.5	75.9	15.2	24.3	39.5	23.5	17.3	9.0	4.0	11.0	15.3	76.8
		Agn.	30.2/65.8	45.8	22.3/46.5	48.0	7.8/19.3	40.5	8.0/11.2	71.6	14.0	24.8	38.8	20.2	17.2	12.3	3.2	15.3	10.7	76.2
THA	3	For	19.3/60.0	32.2	14.0/41.3	33.9	5.3/18.7	28.6	9.0/12.0	75.0	10.0	33.3	43.3	13.7	25.0	6.7	2.0	15.3	12.7	53.0
		Agn.	31.3/77.3	40.5	20.0/49.7	40.3	11.3/27.7	41.0	10.3/15.3	67.4	17.3	33.3	50.7	27.3	13.0	15.7	5.3	12.7	15.3	84.3
TPE	4	For	25.3/71.0	35.6	20.8/52.0	39.9	4.5/19.0	23.7	8.5/13.3	64.2	15.0	20.0	35.0	15.5	15.8	13.5	1.5	14.5	12.5	63.5
		Agn.	33.3/66.8	49.8	28.0/49.8	56.3	5.3/17.0	30.9	12.3/15.5	79.0	16.8	34.8	51.5	24.5	19.3	9.8	4.8	12.5	14.5	84.0
Totals	26		132.3/325.	40.6	91.8/194.2	47.3	40.6/131.4	30.9	49.4/74.3	66.5	75.8	137.2	213.0	91.0	77.9	43.7	13.0	77.4	76.0	354.7

Legend:							
%	Shooting Percentage	Agn.	Against	AS	Assists	Avg.	Average per Game
BS	Blocked Shots	DR	Defensive Rebounds	DSQ	Disqualified	FD	Fouls Drawn
GP	Games Played	M/A	Made/Attempts	OR	Offensive Rebounds	PF	Fouls
PPG	Points per Game	PTS	Points	ST	Steals	TO	Turnovers
TOT	Total Rebounds						



Team Statistics

球队数据统计

As of FRI 6 OCT 2023 at 13:39

TOTAL FIELD GOALS %

Rk	Team	GP	M/A	%
1	CHN	6	244/465	52.5
2	KOR	6	194/418	46.4
3	JPN	6	212/461	46.0
4	PRK	6	170/396	42.9
5	PHI	4	122/300	40.7
6	TPE	4	101/284	35.6
7	IND	4	94/266	35.3
8	THA	3	58/180	32.2
9	INA	4	80/252	31.7
10	HKG	3	65/217	30.0
11	KAZ	3	44/156	28.2
12	MGL	3	59/213	27.7

2-POINT FIELD GOALS %

Rk	Team	GP	M/A	%
1	CHN	6	192/314	61.1
2	PRK	6	115/212	54.2
3	JPN	6	132/246	53.7
4	KOR	6	136/279	48.7
5	PHI	4	78/177	44.1
6	IND	4	69/162	42.6
7	INA	4	66/161	41.0
8	TPE	4	83/208	39.9
9	KAZ	3	31/89	34.8
10	THA	3	42/124	33.9
11	HKG	3	48/148	32.4
12	MGL	3	32/108	29.6

3-POINT FIELD GOALS %

Rk	Team	GP	M/A	%
1	KOR	6	58/139	41.7
2	JPN	6	80/215	37.2
3	PHI	4	44/123	35.8
4	CHN	6	52/151	34.4
5	PRK	6	55/184	29.9
6	THA	3	16/56	28.6
7	MGL	3	27/105	25.7
8	HKG	3	17/69	24.6
9	IND	4	25/104	24.0
10	TPE	4	18/76	23.7
11	KAZ	3	13/67	19.4
12	INA	4	14/91	15.4

FREE THROWS %

Rk	Team	GP	M/A	%
1	PRK	6	66/87	75.9
2	THA	3	27/36	75.0
3	JPN	6	44/59	74.6
4	KOR	6	56/76	73.7
5	CHN	6	51/70	72.9
6	KAZ	3	44/65	67.7
7	MGL	3	27/41	65.9
8	INA	4	40/61	65.6
9	TPE	4	34/53	64.2
10	IND	4	31/50	62.0
11	HKG	3	32/56	57.1
12	PHI	4	24/50	48.0

POINTS FOR

Rk	Team	GP	Total	Avg.
1	CHN	6	591	98.5
2	JPN	6	548	91.3
3	KOR	6	502	83.7
4	PHI	4	312	78.0
5	PRK	6	461	76.8
6	TPE	4	254	63.5
7	IND	4	244	61.0
8	HKG	3	179	59.7
9	MGL	3	172	57.3
10	INA	4	214	53.5
11	THA	3	159	53.0
12	KAZ	3	145	48.3

POINTS AGAINST

Rk	Team	GP	Total	Avg.
1	JPN	6	314	52.3
2	CHN	6	327	54.5
3	KOR	6	392	65.3
4	PRK	6	457	76.2
5	PHI	4	311	77.8
6	IND	4	315	78.8
7	MGL	3	238	79.3
8	INA	4	320	80.0
9	KAZ	3	245	81.7
10	TPE	4	336	84.0
11	THA	3	253	84.3
12	HKG	3	273	91.0

REBOUNDS

Rk	Team	GP	Off.	Def.	Total	Avg.
1	CHN	6	110	216	326	54.3
2	KAZ	3	57	104	161	53.7
3	PHI	4	92	104	196	49.0
4	INA	4	68	119	187	46.8
5	MGL	3	51	87	138	46.0
6	KOR	6	96	178	274	45.7
7	IND	4	65	117	182	45.5
8	HKG	3	61	71	132	44.0
9	THA	3	30	100	130	43.3
10	JPN	6	90	161	251	41.8
11	PRK	6	91	146	237	39.5
12	TPE	4	60	80	140	35.0

ASSISTS

Rk	Team	GP	Total	Avg.
1	CHN	6	191	31.8
2	JPN	6	159	26.5
3	KOR	6	151	25.2
4	PRK	6	141	23.5
5	PHI	4	80	20.0
6	TPE	4	62	15.5
7	INA	4	61	15.3
8	HKG	3	44	14.7
9	MGL	3	41	13.7
9	THA	3	41	13.7
11	IND	4	51	12.8
12	KAZ	3	31	10.3

FOULS

Rk	Team	GP	Total	Avg.
1	HKG	3	52	17.3
2	MGL	3	50	16.7
3	KOR	6	99	16.5
4	KAZ	3	47	15.7
5	INA	4	62	15.5
5	JPN	6	93	15.5
7	THA	3	46	15.3
8	TPE	4	58	14.5
9	PHI	4	52	13.0
10	IND	4	47	11.8
11	CHN	6	70	11.7
12	PRK	6	66	11.0

TURNOVERS

Rk	Team	GP	Total	Avg.
1	KAZ	3	96	32.0
2	THA	3	75	25.0
3	INA	4	89	22.3
4	HKG	3	61	20.3
5	PHI	4	69	17.3
5	PRK	6	104	17.3
7	IND	4	63	15.8
7	TPE	4	63	15.8
9	MGL	3	47	15.7
10	KOR	6	87	14.5
11	CHN	6	79	13.2
12	JPN	6	59	9.8

STEALS

Rk	Team	GP	Total	Avg.
1	JPN	6	89	14.8
2	TPE	4	54	13.5
3	KOR	6	79	13.2
4	HKG	3	37	12.3
5	PHI	4	44	11.0
6	CHN	6	61	10.2
7	PRK	6	54	9.0
8	INA	4	29	7.3
8	IND	4	29	7.3
10	THA	3	20	6.7
11	MGL	3	18	6.0
12	KAZ	3	14	4.7

BLOCKED SHOTS

Rk	Team	GP	Total	Avg.
1	CHN	6	29	4.8
2	PRK	6	24	4.0
3	KOR	6	19	3.2
4	INA	4	11	2.8
5	JPN	6	16	2.7
6	IND	4	10	2.5
7	HKG	3	7	2.3
8	THA	3	6	2.0
9	MGL	3	5	1.7
10	TPE	4	6	1.5
11	KAZ	3	4	1.3
11	PHI	4	5	1.3



Team Statistics

球队数据统计

As of FRI 6 OCT 2023 at 13:39

TOTAL FIELD GOALS MADE

Rk	Team	GP	Total	Avg.
1	CHN	6	244	40.7
2	JPN	6	212	35.3
3	KOR	6	194	32.3
4	PHI	4	122	30.5
5	PRK	6	170	28.3
6	TPE	4	101	25.3
7	IND	4	94	23.5
8	HKG	3	65	21.7
9	INA	4	80	20.0
10	MGL	3	59	19.7
11	THA	3	58	19.3
12	KAZ	3	44	14.7

2-POINT FIELD GOALS MADE

Rk	Team	GP	Total	Avg.
1	CHN	6	192	32.0
2	KOR	6	136	22.7
3	JPN	6	132	22.0
4	TPE	4	83	20.8
5	PHI	4	78	19.5
6	PRK	6	115	19.2
7	IND	4	69	17.3
8	INA	4	66	16.5
9	HKG	3	48	16.0
10	THA	3	42	14.0
11	MGL	3	32	10.7
12	KAZ	3	31	10.3

3-POINT FIELD GOALS MADE

Rk	Team	GP	Total	Avg.
1	JPN	6	80	13.3
2	PHI	4	44	11.0
3	KOR	6	58	9.7
4	PRK	6	55	9.2
5	MGL	3	27	9.0
6	CHN	6	52	8.7
7	IND	4	25	6.3
8	HKG	3	17	5.7
9	THA	3	16	5.3
10	TPE	4	18	4.5
11	KAZ	3	13	4.3
12	INA	4	14	3.5

FREE THROWS MADE

Rk	Team	GP	Total	Avg.
1	KAZ	3	44	14.7
2	PRK	6	66	11.0
3	HKG	3	32	10.7
4	INA	4	40	10.0
5	KOR	6	56	9.3
6	MGL	3	27	9.0
6	THA	3	27	9.0
8	CHN	6	51	8.5
8	TPE	4	34	8.5
10	IND	4	31	7.8
11	JPN	6	44	7.3
12	PHI	4	24	6.0

TOTAL FIELD GOAL ATTEMPTS

Rk	Team	GP	Total	Avg.
1	CHN	6	465	77.5
2	JPN	6	461	76.8
3	PHI	4	300	75.0
4	HKG	3	217	72.3
5	MGL	3	213	71.0
5	TPE	4	284	71.0
7	KOR	6	418	69.7
8	IND	4	266	66.5
9	PRK	6	396	66.0
10	INA	4	252	63.0
11	THA	3	180	60.0
12	KAZ	3	156	52.0

2-POINT FIELD GOAL ATTEMPTS

Rk	Team	GP	Total	Avg.
1	CHN	6	314	52.3
2	TPE	4	208	52.0
3	HKG	3	148	49.3
4	KOR	6	279	46.5
5	PHI	4	177	44.3
6	THA	3	124	41.3
7	JPN	6	246	41.0
8	IND	4	162	40.5
9	INA	4	161	40.3
10	MGL	3	108	36.0
11	PRK	6	212	35.3
12	KAZ	3	89	29.7

3-POINT FIELD GOAL ATTEMPTS

Rk	Team	GP	Total	Avg.
1	JPN	6	215	35.8
2	MGL	3	105	35.0
3	PHI	4	123	30.8
4	PRK	6	184	30.7
5	IND	4	104	26.0
6	CHN	6	151	25.2
7	KOR	6	139	23.2
8	HKG	3	69	23.0
9	INA	4	91	22.8
10	KAZ	3	67	22.3
11	TPE	4	76	19.0
12	THA	3	56	18.7

FREE THROW ATTEMPTS

Rk	Team	GP	Total	Avg.
1	KAZ	3	65	21.7
2	HKG	3	56	18.7
3	INA	4	61	15.3
4	PRK	6	87	14.5
5	MGL	3	41	13.7
6	TPE	4	53	13.3
7	KOR	6	76	12.7
8	IND	4	50	12.5
8	PHI	4	50	12.5
10	THA	3	36	12.0
11	CHN	6	70	11.7
12	JPN	6	59	9.8

OFFENSIVE REBOUNDS

Rk	Team	GP	Total	Avg.
1	PHI	4	92	23.0
2	HKG	3	61	20.3
3	KAZ	3	57	19.0
4	CHN	6	110	18.3
5	INA	4	68	17.0
5	MGL	3	51	17.0
7	IND	4	65	16.3
8	KOR	6	96	16.0
9	PRK	6	91	15.2
10	JPN	6	90	15.0
10	TPE	4	60	15.0
12	THA	3	30	10.0

DEFENSIVE REBOUNDS

Rk	Team	GP	Total	Avg.
1	CHN	6	216	36.0
2	KAZ	3	104	34.7
3	THA	3	100	33.3
4	INA	4	119	29.8
5	KOR	6	178	29.7
6	IND	4	117	29.3
7	MGL	3	87	29.0
8	JPN	6	161	26.8
9	PHI	4	104	26.0
10	PRK	6	146	24.3
11	HKG	3	71	23.7
12	TPE	4	80	20.0

ALLOWED FIELD GOALS

Rk	Team	GP	Total	Avg.
1	HKG	3	103	34.3
2	TPE	4	133	33.3
3	THA	3	94	31.3
4	MGL	3	92	30.7
5	IND	4	121	30.3
6	PRK	6	181	30.2
7	KAZ	3	90	30.0
7	PHI	4	120	30.0
9	INA	4	117	29.3
10	KOR	6	143	23.8
11	CHN	6	126	21.0
12	JPN	6	123	20.5

ALLOWED 2-POINT FIELD GOALS

Rk	Team	GP	Total	Avg.
1	TPE	4	112	28.0
2	MGL	3	75	25.0
3	PRK	6	134	22.3
4	HKG	3	66	22.0
5	PHI	4	84	21.0
6	THA	3	60	20.0
7	IND	4	78	19.5
8	INA	4	74	18.5
9	KAZ	3	53	17.7
10	JPN	6	101	16.8
11	KOR	6	96	16.0
12	CHN	6	91	15.2



Team Statistics

球队数据统计

As of FRI 6 OCT 2023 at 13:39

ALLOWED 3-POINT FIELD GOALS

Rk	Team	GP	Total	Avg.
1	HKG	3	37	12.3
1	KAZ	3	37	12.3
3	THA	3	34	11.3
4	INA	4	43	10.8
4	IND	4	43	10.8
6	PHI	4	36	9.0
7	KOR	6	47	7.8
7	PRK	6	47	7.8
9	CHN	6	35	5.8
10	MGL	3	17	5.7
11	TPE	4	21	5.3
12	JPN	6	22	3.7

ALLOWED FREE THROWS

Rk	Team	GP	Total	Avg.
1	MGL	3	37	12.3
1	TPE	4	49	12.3
3	INA	4	43	10.8
4	THA	3	31	10.3
5	HKG	3	30	10.0
6	KOR	6	59	9.8
7	KAZ	3	28	9.3
8	PHI	4	35	8.8
9	PRK	6	48	8.0
10	JPN	6	46	7.7
11	IND	4	30	7.5
12	CHN	6	40	6.7

ALLOWED FIELD GOAL ATTEMPTS

Rk	Team	GP	Total	Avg.
1	HKG	3	240	80.0
1	IND	4	320	80.0
3	KAZ	3	233	77.7
4	THA	3	232	77.3
5	MGL	3	221	73.7
6	INA	4	291	72.8
7	PHI	4	290	72.5
8	TPE	4	267	66.8
9	PRK	6	395	65.8
10	CHN	6	393	65.5
11	KOR	6	383	63.8
12	JPN	6	343	57.2

ALLOWED 2-POINT FIELD GOAL ATTEMPTS

Rk	Team	GP	Total	Avg.
1	TPE	4	199	49.8
2	THA	3	149	49.7
3	PRK	6	279	46.5
4	MGL	3	134	44.7
5	KAZ	3	133	44.3
6	HKG	3	128	42.7
7	IND	4	168	42.0
8	PHI	4	166	41.5
9	CHN	6	243	40.5
10	INA	4	160	40.0
11	JPN	6	238	39.7
12	KOR	6	231	38.5

ALLOWED 3-POINT FIELD GOAL ATTEMPTS

Rk	Team	GP	Total	Avg.
1	IND	4	152	38.0
2	HKG	3	112	37.3
3	KAZ	3	100	33.3
4	INA	4	131	32.8
5	PHI	4	124	31.0
6	MGL	3	87	29.0
7	THA	3	83	27.7
8	KOR	6	152	25.3
9	CHN	6	150	25.0
10	PRK	6	116	19.3
11	JPN	6	105	17.5
12	TPE	4	68	17.0

ALLOWED FREE THROW ATTEMPTS

Rk	Team	GP	Total	Avg.
1	MGL	3	57	19.0
2	HKG	3	55	18.3
3	KAZ	3	49	16.3
4	TPE	4	62	15.5
5	THA	3	46	15.3
6	INA	4	58	14.5
7	KOR	6	86	14.3
8	JPN	6	75	12.5
9	PHI	4	48	12.0
10	PRK	6	67	11.2
11	IND	4	43	10.8
12	CHN	6	58	9.7

OPPONENT TOTAL FIELD GOALS %

Rk	Team	GP	M/A	%
1	CHN	6	126/393	32.1
2	JPN	6	123/343	35.9
3	KOR	6	143/383	37.3
4	IND	4	121/320	37.8
5	KAZ	3	90/233	38.6
6	INA	4	117/291	40.2
7	THA	3	94/232	40.5
8	PHI	4	120/290	41.4
9	MGL	3	92/221	41.6
10	HKG	3	103/240	42.9
11	PRK	6	181/395	45.8
12	TPE	4	133/267	49.8

OPPONENT 2-POINT FIELD GOALS %

Rk	Team	GP	M/A	%
1	CHN	6	91/243	37.4
2	KAZ	3	53/133	39.8
3	THA	3	60/149	40.3
4	KOR	6	96/231	41.6
5	JPN	6	101/238	42.4
6	INA	4	74/160	46.3
7	IND	4	78/168	46.4
8	PRK	6	134/279	48.0
9	PHI	4	84/166	50.6
10	HKG	3	66/128	51.6
11	MGL	3	75/134	56.0
12	TPE	4	112/199	56.3

OPPONENT 3-POINT FIELD GOALS %

Rk	Team	GP	M/A	%
1	MGL	3	17/87	19.5
2	JPN	6	22/105	21.0
3	CHN	6	35/150	23.3
4	IND	4	43/152	28.3
5	PHI	4	36/124	29.0
6	KOR	6	47/152	30.9
6	TPE	4	21/68	30.9
8	INA	4	43/131	32.8
9	HKG	3	37/112	33.0
10	KAZ	3	37/100	37.0
11	PRK	6	47/116	40.5
12	THA	3	34/83	41.0

OPPONENT FREE THROWS %

Rk	Team	GP	M/A	%
1	HKG	3	30/55	54.5
2	KAZ	3	28/49	57.1
3	JPN	6	46/75	61.3
4	MGL	3	37/57	64.9
5	THA	3	31/46	67.4
6	KOR	6	59/86	68.6
7	CHN	6	40/58	69.0
8	IND	4	30/43	69.8
9	PRK	6	48/67	71.6
10	PHI	4	35/48	72.9
11	INA	4	43/58	74.1
12	TPE	4	49/62	79.0

BENCH POINTS

Rk	Team	GP	Total	Avg.
1	CHN	6	303	50.5
2	JPN	6	244	40.7
3	TPE	4	126	31.5
4	KOR	6	162	27.0
5	PHI	4	107	26.8
6	HKG	3	62	20.7
7	IND	4	60	15.0
8	PRK	6	86	14.3
9	INA	4	56	14.0
10	KAZ	3	32	10.7
10	MGL	3	32	10.7
12	THA	3	26	8.7

FAST BREAK POINTS

Rk	Team	GP	Total	Avg.
1	JPN	6	158	26.3
2	CHN	6	111	18.5
3	TPE	4	57	14.3
4	KOR	6	77	12.8
5	THA	3	33	11.0
6	HKG	3	32	10.7
7	PHI	4	41	10.3
8	IND	4	38	9.5
9	INA	4	33	8.3
10	KAZ	3	17	5.7
11	MGL	3	14	4.7
12	PRK	6	16	2.7



Team Statistics

球队数据统计

As of FRI 6 OCT 2023 at 13:39

POINTS FROM TURNOVERS

Rk	Team	GP	Total	Avg.
1	JPN	6	213	35.5
2	CHN	6	129	21.5
2	KOR	6	129	21.5
4	PRK	6	113	18.8
5	HKG	3	56	18.7
6	PHI	4	74	18.5
7	TPE	4	63	15.8
8	INA	4	42	10.5
8	IND	4	42	10.5
10	MGL	3	27	9.0
11	THA	3	22	7.3
12	KAZ	3	16	5.3

Legend:

%	Shooting Percentage	Avg.	Average per Game	Def.	Defensive Rebounds	DSQ	Disqualified
GP	Games Played	M/A	Made/Attempts	Off.	Offensive Rebounds	Rk	Rank

Timing and Results provided by Bornan



Individual Statistics

个人统计

As of FRI 6 OCT 2023 at 13:53

POINTS (by average)

Rk	No.	Name	Team	GP	Total	Avg.
1	17	PAK Jina	PRK	6	172	28.7
2	26	LOUIS Kimberley Pierre	INA	4	98	24.5
3	14	LI Yueru	CHN	6	132	22.0
4	8	SENTHIL KUMAR Pushpa	IND	4	72	18.0
5	9	LI Meng	CHN	6	98	16.3
5	13	ONOLBAATAR Khulan	MGL	3	49	16.3
7	21	LI Tsz Kwan	HKG	3	48	16.0
8	7	PONTEJOS Janine	PHI	4	63	15.8
9	7	PARK Jisu	KOR	6	92	15.3
10	31	HIRASHITA Aika	JPN	6	91	15.2

POINTS (by total)

Rk	No.	Name	Team	GP	Avg.	Total
1	17	PAK Jina	PRK	6	28.7	172
2	26	LOUIS Kimberley Pierre	INA	4	24.5	98
3	14	LI Yueru	CHN	6	22.0	132
4	8	SENTHIL KUMAR Pushpa	IND	4	18.0	72
5	9	LI Meng	CHN	6	16.3	98
5	13	ONOLBAATAR Khulan	MGL	3	16.3	49
7	21	LI Tsz Kwan	HKG	3	16.0	48
8	7	PONTEJOS Janine	PHI	4	15.8	63
9	7	PARK Jisu	KOR	6	15.3	92
10	31	HIRASHITA Aika	JPN	6	15.2	91

REBOUNDS

Rk	No.	Name	Team	GP	Total	Off.	Def.	Avg.
1	14	LI Yueru	CHN	6	66	32	34	11.0
2	17	PAK Jina	PRK	6	64	18	46	10.7
3	10	ANIMAM Jack Daniel	PHI	4	57	31	26	14.3
4	11	PARK Jihyun	KOR	6	50	13	37	8.3
5	26	LOUIS Kimberley Pierre	INA	4	46	12	34	11.5
5	13	BEZGODOVA Anna	KAZ	3	46	17	29	15.3
7	11	HUANG Sijing	CHN	6	45	9	36	7.5
8	12	RO Sukyong	PRK	6	43	11	32	7.2
9	7	PARK Jisu	KOR	6	40	14	26	6.7
10	8	SENTHIL KUMAR Pushpa	IND	4	39	15	24	9.8

ASSISTS

Rk	No.	Name	Team	GP	Total	Avg.
1	12	RO Sukyong	PRK	6	50	8.3
2	4	LI Yuan	CHN	6	38	6.3
3	32	MIYAZAKI Saori	JPN	6	37	6.2
4	5	AN Heji	KOR	6	34	5.7
4	5	WANG Siyu	CHN	6	34	5.7
6	3	BATTOGTOKH Unurzaya	MGL	3	15	5.0
6	4	KAWAI Mai	JPN	6	30	5.0
8	8	KANG Hyangmi	PRK	6	29	4.8
9	2	RETONG Agustin Elya Gradita	INA	4	17	4.3
10	11	HUANG Sijing	CHN	6	25	4.2

FOULS DRAWN

Rk	No.	Name	Team	GP	Total	Avg.
1	26	LOUIS Kimberley Pierre	INA	4	29	7.3
2	21	LI Tsz Kwan	HKG	3	20	6.7
3	17	PAK Jina	PRK	6	39	6.5
4	29	UDOMSUK Rattiyakorn	THA	3	16	5.3
5	8	SENTHIL KUMAR Pushpa	IND	4	19	4.8
5	10	ANIMAM Jack Daniel	PHI	4	19	4.8
7	14	LI Yueru	CHN	6	26	4.3
8	7	PARK Jisu	KOR	6	23	3.8
9	11	NURBAYEVA Oxana	KAZ	3	11	3.7
9	17	KOROLEVA Daria	KAZ	3	11	3.7

BLOCKED SHOTS

Rk	No.	Name	Team	GP	Total	Avg.
1	17	PAK Jina	PRK	6	17	2.8
2	13	ONOLBAATAR Khulan	MGL	3	5	1.7
3	13	KIM Danbi	KOR	6	9	1.5
4	8	SENTHIL KUMAR Pushpa	IND	4	5	1.3
4	26	LOUIS Kimberley Pierre	INA	4	5	1.3
6	15	HAN Xu	CHN	6	7	1.2
7	12	RO Sukyong	PRK	6	6	1.0
7	99	OKOYE Monica	JPN	6	6	1.0
7	21	LI Tsz Kwan	HKG	3	3	1.0
7	7	KUZMINA Tamara	KAZ	3	3	1.0

STEALS

Rk	No.	Name	Team	GP	Total	Avg.
1	21	LI Tsz Kwan	HKG	3	10	3.3
2	11	PARK Jihyun	KOR	6	19	3.2
3	8	TONG Hiu Lui	HKG	3	9	3.0
3	8	SENTHIL KUMAR Pushpa	IND	4	12	3.0
3	3	LO Pin	TPE	4	12	3.0
6	12	RO Sukyong	PRK	6	17	2.8
6	55	PENG Hsiao Tong	TPE	4	11	2.8
8	13	KIM Danbi	KOR	6	16	2.7
9	32	MIYAZAKI Saori	JPN	6	15	2.5
9	7	RI Unjong	PRK	6	15	2.5

TURNOVERS

Rk	No.	Name	Team	GP	Total	Avg.
1	2	RETONG Agustin Elya Gradita	INA	4	25	6.3
2	17	KOROLEVA Daria	KAZ	3	18	6.0
3	25	WONGTAPHA Sasiporn	THA	3	16	5.3
4	12	RO Sukyong	PRK	6	30	5.0
5	8	SENTHIL KUMAR Pushpa	IND	4	19	4.8
6	9	ALISHAUSKAITE-LOPATINA Anastasiya	KAZ	3	14	4.7
6	2	AMPHAWA Thuamon	THA	3	14	4.7
8	5	BAYARMAA Tsatsral	MGL	3	13	4.3
9	6	BAGMET Oxana	KAZ	3	11	3.7
10	55	PENG Hsiao Tong	TPE	4	14	3.5

Timing and Results provided by BORNAN

Individual Statistics

个人统计

As of FRI 6 OCT 2023 at 13:53

TOTAL FIELD GOALS % (8 attempts/game minimum)

Rk	No.	Name	Team	GP	M/A	%
1	17	PAK Jina	PRK	6	66/94	70.2
2	14	LI Yueru	CHN	6	54/80	67.5
3	15	HAN Xu	CHN	6	41/72	56.9
4	3	BERNARDINO Afril	PHI	4	18/33	54.5
5	7	PARK Jisu	KOR	6	39/74	52.7
6	9	LI Meng	CHN	6	37/71	52.1
7	6	CHEN Wei-An	TPE	4	17/33	51.5
8	31	HIRASHITA Aika	JPN	6	33/67	49.3
9	10	ANIMAM Jack Daniel	PHI	4	21/43	48.8
10	8	TAKADA Maki	JPN	6	28/59	47.5

TOTAL FIELD GOALS MADE

Rk	No.	Name	Team	GP	Total	Avg.
1	17	PAK Jina	PRK	6	66	11.0
2	14	LI Yueru	CHN	6	54	9.0
3	26	LOUIS Kimberley Pierre	INA	4	34	8.5
4	15	HAN Xu	CHN	6	41	6.8
5	8	SENTHIL KUMAR Pushpa	IND	4	26	6.5
5	7	PARK Jisu	KOR	6	39	6.5
7	9	LI Meng	CHN	6	37	6.2
8	13	ONOLBAATAR Khulan	MGL	3	17	5.7
9	7	PONTEJOS Janine	PHI	4	22	5.5
9	31	HIRASHITA Aika	JPN	6	33	5.5

2-POINT FIELD GOALS % (6 attempts/game minimum)

Rk	No.	Name	Team	GP	M/A	%
1	17	PAK Jina	PRK	6	66/94	70.2
2	14	LI Yueru	CHN	6	54/80	67.5
3	3	BERNARDINO Afril	PHI	4	18/29	62.1
4	6	CHEN Wei-An	TPE	4	16/26	61.5
5	15	HAN Xu	CHN	6	40/66	60.6
6	7	PARK Jisu	KOR	6	38/72	52.8
6	8	TAKADA Maki	JPN	6	19/36	52.8
8	29	UDOMSUK Rattiyakorn	THA	3	10/19	52.6
9	10	ANIMAM Jack Daniel	PHI	4	21/43	48.8
10	26	LOUIS Kimberley Pierre	INA	4	31/65	47.7

2-POINT FIELD GOALS MADE

Rk	No.	Name	Team	GP	Total	Avg.
1	17	PAK Jina	PRK	6	66	11.0
2	14	LI Yueru	CHN	6	54	9.0
3	26	LOUIS Kimberley Pierre	INA	4	31	7.8
4	15	HAN Xu	CHN	6	40	6.7
5	7	PARK Jisu	KOR	6	38	6.3
6	8	SENTHIL KUMAR Pushpa	IND	4	21	5.3
6	10	ANIMAM Jack Daniel	PHI	4	21	5.3
8	3	BERNARDINO Afril	PHI	4	18	4.5
9	6	CHEN Wei-An	TPE	4	16	4.0

3 players tied for 10th place with 3.7

3-POINT FIELD GOALS % (2 attempts/game minimum)

Rk	No.	Name	Team	GP	M/A	%
1	21	LI Tsz Kwan	HKG	3	5/7	71.4
2	5	LAU Sheung Hok	HKG	3	4/6	66.7
3	8	JIN Weina	CHN	6	8/14	57.1
4	1	SHIN Jihyun	KOR	6	5/9	55.6
5	4	KAWAI Mai	JPN	6	6/11	54.5
6	59	HOSHI Anri	JPN	6	9/17	52.9
7	27	HAYASHI Saki	JPN	6	18/35	51.4
8	55	PENG Hsiao Tong	TPE	4	4/8	50.0
8	67	SUMMAT Warinthon	THA	3	3/6	50.0
8	11	PARK Jihyun	KOR	6	10/20	50.0

3-POINT FIELD GOALS MADE

Rk	No.	Name	Team	GP	Total	Avg.
1	0	CASTILLO Ana Alicia	PHI	4	18	4.5
1	7	PONTEJOS Janine	PHI	4	18	4.5
3	10	HONG Ryona	PRK	6	21	3.5
4	31	HIRASHITA Aika	JPN	6	19	3.2
5	27	HAYASHI Saki	JPN	6	18	3.0
6	3	KANG Leeseul	KOR	6	17	2.8
7	4	MURAT Bulbul	MGL	3	8	2.7
8	9	LI Meng	CHN	6	15	2.5
8	14	LIMAYE Shireen Vijay	IND	4	10	2.5
10	7	RI Unjong	PRK	6	13	2.2

FREE THROWS % (3 attempts/game minimum)

Rk	No.	Name	Team	GP	M/A	%
1	24	LUMDABPANG Thunchanok	THA	3	8/9	88.9
2	17	PAK Jina	PRK	6	40/48	83.3
3	14	LI Yueru	CHN	6	24/29	82.8
4	13	BEZGODOVA Anna	KAZ	3	8/10	80.0
4	17	KOROLEVA Daria	KAZ	3	16/20	80.0
6	29	UDOMSUK Rattiyakorn	THA	3	14/18	77.8
7	3	BERNARDINO Afril	PHI	4	9/12	75.0
8	12	RO Sukyong	PRK	6	11/15	73.3
9	7	PARK Jisu	KOR	6	13/20	65.0

2 players tied for 10th place with 64.3

FREE THROWS MADE

Rk	No.	Name	Team	GP	Total	Avg.
1	26	LOUIS Kimberley Pierre	INA	4	27	6.8
2	17	PAK Jina	PRK	6	40	6.7
3	17	KOROLEVA Daria	KAZ	3	16	5.3
4	29	UDOMSUK Rattiyakorn	THA	3	14	4.7
5	21	LI Tsz Kwan	HKG	3	13	4.3
6	14	LI Yueru	CHN	6	24	4.0
7	8	SENTHIL KUMAR Pushpa	IND	4	15	3.8
8	13	ONOLBAATAR Khulan	MGL	3	9	3.0
9	13	BEZGODOVA Anna	KAZ	3	8	2.7
9	24	LUMDABPANG Thunchanok	THA	3	8	2.7

Timing and Results provided by BORNAN



Individual Statistics

个人统计

As of FRI 6 OCT 2023 at 13:53

TOTAL FIELD GOAL ATTEMPTS

Rk	No.	Name	Team	GP	M/A	%
1	26	LOUIS Kimberley Pierre	INA	4	82	20.5
2	8	TONG Hiu Lui	HKG	3	51	17.0
3	14	LIMAYE Shireen Vijay	IND	4	63	15.8
4	17	PAK Jina	PRK	6	94	15.7
5	8	SENTHIL KUMAR Pushpa	IND	4	62	15.5
6	13	ONOLBAATAR Khulan	MGL	3	46	15.3
7	4	MURAT Bulbul	MGL	3	44	14.7
8	12	RO Sukyong	PRK	6	85	14.2
9	7	PONTEJOS Janine	PHI	4	55	13.8
10	21	LI Tsz Kwan	HKG	3	41	13.7

2-POINT FIELD GOAL ATTEMPTS

Rk	No.	Name	Team	GP	Total	Avg.
1	26	LOUIS Kimberley Pierre	INA	4	65	16.3
2	17	PAK Jina	PRK	6	94	15.7
3	14	LI Yueru	CHN	6	80	13.3
4	7	PARK Jisu	KOR	6	72	12.0
5	8	TONG Hiu Lui	HKG	3	35	11.7
6	8	SENTHIL KUMAR Pushpa	IND	4	45	11.3
6	21	LI Tsz Kwan	HKG	3	34	11.3
8	15	HAN Xu	CHN	6	66	11.0
9	10	ANIMAM Jack Daniel	PHI	4	43	10.8
10	13	ONOLBAATAR Khulan	MGL	3	30	10.0

3-POINT FIELD GOAL ATTEMPTS

Rk	No.	Name	Team	GP	M/A	%
1	14	LIMAYE Shireen Vijay	IND	4	46	11.5
2	7	PONTEJOS Janine	PHI	4	41	10.3
3	0	CASTILLO Ana Alicia	PHI	4	40	10.0
4	4	MURAT Bulbul	MGL	3	27	9.0
5	10	HONG Ryona	PRK	6	50	8.3
6	31	HIRASHITA Aika	JPN	6	49	8.2
7	7	RI Unjong	PRK	6	47	7.8
8	9	ALISHAUSKAITE-LOPATINA Anastasiya	KAZ	3	22	7.3
9	71	ANTONIO Clarita	INA	4	28	7.0
10	12	RO Sukyong	PRK	6	41	6.8

FREE THROW ATTEMPTS

Rk	No.	Name	Team	GP	Total	Avg.
1	26	LOUIS Kimberley Pierre	INA	4	42	10.5
2	17	PAK Jina	PRK	6	48	8.0
3	21	LI Tsz Kwan	HKG	3	23	7.7
4	17	KOROLEVA Daria	KAZ	3	20	6.7
5	29	UDOMSUK Rattiyakorn	THA	3	18	6.0
5	8	SENTHIL KUMAR Pushpa	IND	4	24	6.0
7	13	ONOLBAATAR Khulan	MGL	3	15	5.0
8	14	LI Yueru	CHN	6	29	4.8
9	11	NURBAYEVA Oxana	KAZ	3	14	4.7
10	6	YAM Hui Yin	HKG	3	12	4.0

PERSONAL FOULS

Rk	No.	Name	Team	GP	M/A	%
1	25	WONGTAPHA Sasiporn	THA	3	11	3.7
2	14	BAATAR Bolor-Erdene	MGL	3	10	3.3
2	3	BATTOGTOKH Unurzaya	MGL	3	10	3.3
4	8	SENTHIL KUMAR Pushpa	IND	4	12	3.0
4	10	ANIMAM Jack Daniel	PHI	4	12	3.0
4	17	KOROLEVA Daria	KAZ	3	9	3.0
4	24	LUMDABPANG Thunchanok	THA	3	9	3.0
4	13	ONOLBAATAR Khulan	MGL	3	9	3.0
9	11	PARK Jihyun	KOR	6	17	2.8
10	12	CHAN Yan Man	HKG	3	8	2.7

MINUTES PLAYED

Rk	No.	Name	Team	GP	Total	Avg.
1	8	SENTHIL KUMAR Pushpa	IND	4	9460	2365.0
2	12	RO Sukyong	PRK	6	13491	2248.5
3	7	RI Unjong	PRK	6	12380	2063.3
4	14	LIMAYE Shireen Vijay	IND	4	8153	2038.3
5	17	KOROLEVA Daria	KAZ	3	6095	2031.7
6	13	ONOLBAATAR Khulan	MGL	3	6069	2023.0
7	29	UDOMSUK Rattiyakorn	THA	3	6024	2008.0
8	8	KANG Hyangmi	PRK	6	11963	1993.8
9	2	AMPHAWA Thuamon	THA	3	5958	1986.0
10	26	LOUIS Kimberley Pierre	INA	4	7896	1974.0

DOUBLE DOUBLES

Rk	No.	Name	Team	GP	M/A	%
----	-----	------	------	----	-----	---

OFFENSIVE REBOUNDS

Rk	No.	Name	Team	GP	Total	Avg.
1	10	ANIMAM Jack Daniel	PHI	4	31	7.8
2	13	BEZGODOVA Anna	KAZ	3	17	5.7
3	14	LI Yueru	CHN	6	32	5.3
4	8	SENTHIL KUMAR Pushpa	IND	4	15	3.8
5	8	TONG Hiu Lui	HKG	3	11	3.7
6	11	NURBAYEVA Oxana	KAZ	3	9	3.0
6	17	PAK Jina	PRK	6	18	3.0
6	22	LIN Tieh	TPE	4	12	3.0
6	24	LUMDABPANG Thunchanok	THA	3	9	3.0
6	26	LOUIS Kimberley Pierre	INA	4	12	3.0

Timing and Results provided by Bornan



Individual Statistics

个人统计

As of FRI 6 OCT 2023 at 13:53

DEFENSIVE REBOUNDS

Rk	No.	Name	Team	GP	M/A	%
1	13	BEZGODOVA Anna	KAZ	3	29	9.7
2	26	LOUIS Kimberley Pierre	INA	4	34	8.5
3	17	PAK Jina	PRK	6	46	7.7
3	24	LUMDABPANG Thunchanok	THA	3	23	7.7
5	10	ANIMAM Jack Daniel	PHI	4	26	6.5
6	11	PARK Jihyun	KOR	6	37	6.2
7	11	HUANG Sijing	CHN	6	36	6.0
7	8	SENTHIL KUMAR Pushpa	IND	4	24	6.0
9	14	LI Yueru	CHN	6	34	5.7

2 players tied for 10th place with

5.3

PLUS-MINUS

Rk	No.	Name	Team	GP	Total	Avg.
1	59	HOSHI Anri	JPN	6	141	23.5
2	14	LI Yueru	CHN	6	139	23.2
3	4	LI Yuan	CHN	6	135	22.5
4	15	HAN Xu	CHN	6	125	20.8
4	27	HAYASHI Saki	JPN	6	125	20.8
6	11	HUANG Sijing	CHN	6	124	20.7
7	8	TAKADA Maki	JPN	6	119	19.8
7	32	MIYAZAKI Saori	JPN	6	119	19.8
9	5	WANG Siyu	CHN	6	115	19.2

2 players tied for 10th place with

18.8

Note:

All players must have appeared on at least 50% of competition days played.

Legend:

%	Shooting Percentage	Avg.	Average per Game	Def.	Defensive Rebounds	GP	Games Played
M/A	Made/Attempts	No.	Uniform Number	Off.	Offensive Rebounds	Rk	Rank

Timing and Results provided by Bornan



Technical Officials 技术官员

As of MON 25 SEP 2023 at 10:00

Function	Name	Gender	Organisation
Technical Delegates:	KASSBIAN Raffi	M	LBN-Lebanon
Commissioner:	ZENG Hongtao	M	CHN-China
	KOOHIESFAHANI Sanam	F	IRI-Islamic Republic of Iran
	KOLEDOYE Abayomi Olushola	M	NGR-Nigeria
	RI Pyong Hun	M	PRK-Democratic People's Republic of Korea
	EGHO Marwan	M	LBN-Lebanon
	ABOU Hilanah Maher	M	SYR-Syrian Arab Republic

Legend:
F Female M Male



FIBA Referees FIBA 裁判

As of MON 25 SEP 2023 at 10:00

Name	Gender	Age	Years as FIBA Referee	NOC
ALSALAM Mohamed Hasan Salman	M	45		BRN
SUTARYO Haryanto	M	45		INA
RAJABIOZODI Mohammad	M	43		IRI
ALYUSEF Ahmad Suleiman Abdallah	M	37		JOR
STEPANENKO Alexey	M	43		KAZ
CHEON Kamjae	M	35		KOR
CELESTE John Lester	M	32		PHI
AL-SUWAIDI Bandar Jassim M J	M	36		QAT
AL KHAMEES Ahmed Hassan R	M	37		KSA
ZEIN Wissam	M	38		SYR
AL HASHEDI Taha Mohammed Nasser	M	41		YEM
MUONGMEE Preeda	M	35		THA
SKAYEM Paul	M	46		LBN
TEE Yong Sern	M	41		MAS
ALSIYABI Issam Nasser Khalfan	M	38		OMA
YU Yijing	F	36		LBN
HU Jing	F	38		CHN
LI Chengxin	M	42		CHN
SONG Houlu	M	34		CHN
FANG Wenxuan	F	36		CHN
HUANG Yun Hsuan	F	38		TPE
NIKOGOSSYAN Yana	F	33		KAZ
YUEN Chun Yip	M	44		HKG
KIM Bohui	F	43		KOR
JALADRI Harja	M	47		INA
DARAGHMA Anan A.H.	M	44		PLE

Legend:
F Female M Male



杭州第19届亚运会
The 19th Asian Games


General Competition Schedule for the 19th Asian Games

Version 3.0

As of 19th-Sep-2023

Sport/Discipline	19	20	21	22	23	24	25	26	27	28	29	30	1	2	3	4	5	6	7	8	Gold Medals	Days	Venue				
	Sep Tue -4	Sep Wed -3	Sep Thu -2	Sep Fri -1	Sep Sat 0	Sep Sun 1	Sep Mon 2	Sep Tue 3	Sep Wed 4	Sep Thu 5	Sep Fri 6	Sep Sat 7	Oct Sun 8	Oct Mon 9	Oct Tue 10	Oct Wed 11	Oct Thu 12	Oct Fri 13	Oct Sat 14	Oct Sun 15							
Opening/Closing Ceremony				OC																CC			Hangzhou Olympic Sports Centre Stadium				
Aquatics-Artistic Swimming																					1	1	2	3	Hangzhou Olympic Sports Centre Aquatic Sports Arena		
Aquatics-Diving												2	2	2	2	2									10	5	Hangzhou Olympic Sports Centre Aquatic Sports Arena
Aquatics-Marathon Swimming																					1	1			2	2	Chun'an Jieshou Sports Centre Swimming Course
Aquatics-Swimming						7	7	6	7	7	7														41	6	Hangzhou Olympic Sports Centre Aquatic Sports Arena
Aquatics-Water Polo													1												2	13	Huanglong Sports Centre Swimming & Diving Centre
Archery																	2	2	2						10	7	Fuyang Yinhui Sports Centre
Athletics											5	7	8	8	10	8	2				2	4			48	7	Hangzhou Olympic Sports Centre Stadium
Badminton													2												7	10	Binjiang Gymnasium
Baseball/Softball-Baseball																									1	9	Shaoxing Baseball & Softball Sports Centre
Baseball/Softball-Softball														1											1	6	Shaoxing Baseball & Softball Sports Centre
Basketball-3X3 Basketball													2												2	7	Deqing Geographic Information Park Basketball Court
Basketball-Basketball																									2	11	Hangzhou Olympic Sports Centre Gymnasium
Basketball-Basketball																									0	7	Zhejiang University Zijiang Gymnasium
Basketball-Basketball																									0	4	Shaoying Olympic Sports Centre Gymnasium
Boxing																2	5	6							13	11	Hangzhou Gymnasium
Canoe/Kayak-Slalom																									4	3	Fuyang Water Sports Centre
Canoe/Kayak-Sprint														6	6						2	2			12	4	Fuyang Water Sports Centre
Cricket							1																		2	15	Zhejiang University of Technology Pingfeng Cricket Field
Cycling-BMX Racing													2												2	1	Chun'an Jieshou Sports Centre BMX Course
Cycling-Mountain Bike							2																		2	1	Chun'an Jieshou Sports Centre Mountain Bike Course
Cycling-Road																2	1	1							4	3	Chun'an Jieshou Sports Centre Cycling Road Course
Cycling-Track							2	3	3	4															12	4	Chun'an Jieshou Sports Centre Velodrome
DanceSport-Breaking																									2	2	Gongshu Canal Sports Park Gymnasium
Dragon Boat																	2	2	2						6	3	Wenzhou Dragon Boat Centre
Equestrian								1		1				2			1		1						6	8	Tonglu Equestrian Centre
Fencing						2	2	2	2	2	2														12	6	Hangzhou Dianzi University Gymnasium
Football																									2	9	Huanglong Sports Centre Stadium
Football																									0	8	Liping Sports Centre Stadium
Football																									0	8	Shangcheng Sports Centre Stadium
Football																									0	10	Xiaoshan Sports Centre Stadium
Football																									0	4	Jinhua Sports Centre Stadium
Football																									0	4	Zhejiang Normal University East Stadium
Football																									0	7	Wenzhou Olympic Sports Centre Stadium
Football																									0	6	Wenzhou Sports Centre Stadium
Golf													4												4	4	West Lake International Golf Course
Gymnastics-Artistic Gymnastics						1	1	1	1	5	5														14	6	Huanglong Sports Centre Gymnasium
Gymnastics-Rhythmic Gymnastics																									2	2	Huanglong Sports Centre Gymnasium
Gymnastics-Trampoline Gymnastics															1	1									2	2	Huanglong Sports Centre Gymnasium
Handball																									2	8	Zhejiang Gongshang University Sports Centre
Handball																									0	5	Zhejiang Normal University Xiaoshan Gymnasium
Hockey																									2	14	Gongshu Canal Sports Park Stadium
Judo						4	5	5	1																15	4	Xiaoshan Linpu Gymnasium
Kabaddi																									2	6	Xiaoshan Guali Sports Centre
Martial Arts-Ju-jitsu																									8	3	Xiaoshan Linpu Gymnasium
Martial Arts-Karate																									7	3	Xiaoshan Linpu Gymnasium
Martial Arts-Kurash													3	2	2										3	10	Hangzhou Qi-Yuan (Zhili) Chess Hall
Mind Sports-Bridge																									4	13	Hangzhou Qi-Yuan (Zhili) Chess Hall
Mind Sports-Chess									2																7	9	China Hangzhou Esports Centre
Mind Sports-Esports								1	1	1	1	1	1	1											3	10	Hangzhou Qi-Yuan (Zhili) Chess Hall
Mind Sports-Go										1															3	9	Hangzhou Qi-Yuan (Zhili) Chess Hall
Mind Sports-Xiangqi													1												3	9	Hangzhou Qi-Yuan (Zhili) Chess Hall
Modern Pentathlon							4																		4	3	Fuyang Yinhui Sports Centre
Roller Sports-Roller Skating													2	2	2										10	7	Qiantang Roller Sports Centre
Roller Sports-Skateboarding							2		2																4	4	Qiantang Roller Sports Centre
Rowing						7	7																		14	5	Fuyang Water Sports Centre
Rugby-Rugby Sevens								2																	2	3	Hangzhou Normal University Cangqian Athletics Field
Sailing											14														14	7	Ningbo Xiangshan Sailing Centre
Sepaktakraw												2													6	13	Jinhua Sports Centre Gymnasium
Shooting-Rifle & Pistol						2	6	3	4	4	4	1													24	7	Fuyang Yinhui Sports Centre
Shooting-Shotgun									4	1															9	5	Fuyang Yinhui Sports Centre
Sport Climbing															2	2									6	5	Shaoying Keqiao Yangshan Sport Climbing Centre
Squash													2												5	10	Hangzhou Olympic Sports Centre Squash Court
Table Tennis									2				1	2	2										7	11	Gongshu Canal Sports Park Gymnasium
Taekwondo						2	3	3	3	2															13	5	Lin'an Sports Culture & Exhibition Centre
Tennis-Soft Tennis																									5	5	Hangzhou Olympic Sports Centre Tennis Centre
Tennis-Tennis												2	3												5	7	Hangzhou Olympic Sports Centre Tennis Centre
Triathlon												1	1			1									3	3	Chun'an Jieshou Sports Centre Triathlon Course
Volleyball-Beach Volleyball										1	1														2	9	Ningbo Banbianshan Beach Volleyball Centre
Volleyball-Volleyball																									1	7	Hangzhou Normal University Cangqian Gymnasium
Volleyball-Volleyball																									0	10	Deqing Sports Centre Gymnasium
Volleyball-Volleyball										1															1	7	Liping Sports Centre Gymnasium
Volleyball-Volleyball																									0	7	China Textile City Sports Centre Gymnasium
Weightlifting													2	2	2	1	1	2	2	2					14	8	Xiaoshan Sports Centre Gymnasium
Wrestling																									18	4	Lin'an Sports Culture & Exhibition Centre
Wushu						2	2	2	2	7															15	5	Xiaoshan Guali Sports Centre
Medals By Day						31	38	31	47	35	33	25	35	30	28	33	36	30	46	3				481			

Note: The competition schedule is subject to change in accordance with the competition procedures and broadcasting circumstances.





Official Prestige Partners of Hangzhou Asian Games



Official Sponsors of Hangzhou Asian Games



Official Exclusive Suppliers for Hangzhou Asian Games

ROBAM	MONALISA	Your Light	Yum China
AUX	KUKA HOME	TASOGARE	Panasonic
HEDGREN	CHINA POST	NICE GROUP	New Oriental
Yili	SenseTime	vivo	kuaishou

心心相融, @未来
Heart to Heart, @Future