



## MATCH TEAM STATISTICS

参赛队技术统计

Match No: 13

**QAT 59 - 22 MGL**  
**(28-11) (31-11)**

Referees:

LIU TT/CHANG YC(TPE)

### QAT-Qatar

Players		Shots								Offence		Defence		Penalties				TP
No.	Name	G/S	%	6m	Wing	9m	7m	FB	BT	AS	TF	ST	BS	YC	2Min	RC	EX	
1	ALHAJRI H	8/9	89	1/2	1/1	1/1		3/3	2/2	3			1					38:03
7	GHAZAL M	5/6	83			2/2		0/1	3/3	2								25:08
8	SINEN W	10/13	77	0/1		3/3	4/4	2/3	1/2	3				1				30:36
12	YAFI M	1/1	100					1/1		1	1							30:00
14	ALRAYES B	4/6	67	1/1				3/5		2		1	1					37:04
16	AL KUWARI NJ									2	1							30:00
17	RAMAZAN A	6/7	86		2/3	1/1		3/3		1		1						30:00
18	ALMAALEM Y																	
19	ALGHAMDI B	4/8	50	1/1		1/3		1/2	1/2	2			3	1				21:06
21	MOHAMED M	8/11	73		3/3	1/1		4/7			1							36:45
23	MOHAMMED I	3/3	100		2/2			1/1	3/3	1		1		1				30:00
24	MORGAN A	2/3	67			1/2		1/1		1	4							33:31
32	MADADI H	1/2	50	1/1	0/1					1	1							23:15
52	ALSUWAIDI NS	0/1	0	0/1						3	2							34:47
77	SALEM M	7/8	88			3/3	2/2	2/3			2							19:45
	Bench/Team																	
Totals		59/78	76	4/7	8/10	13/16	6/6	21/30	7/9	22	12	3	5	3				

Goalkeepers		Total Shots		6m Shots		Wing Shots		9m Shots		7m Shots		Fast Breaks		Breakthroughs	
No.	Name	S/S	%	S/S	%	S/S	%	S/S	%	S/S	%	S/S	%	S/S	%
12	YAFI M	10/21	48	1/6	17	1/1	100	4/6	67	1/1	100	3/5	60	0/2	0
16	AL KUWARI NJ	10/21	48	1/2	50	1/3	33	6/7	86			0/4	0	2/5	40
18	ALMAALEM Y														
Totals		20/42	48	2/8	25	2/4	50	10/13	77	1/1	100	3/9	33	2/7	29

Team Shots	Goals	Saves	Missed	Post	Blocked	Total	%
6m Shots	4	2	1			7	57
Wing Shots	8		1	1		10	80
9m Shots	13	1		2		16	81
7m Shots	6				n/a	6	100
Fast Breaks	21	3	3	3		30	70
Breakthroughs	7	1		1		9	78
Totals	59	7	5	7		78	76

Number of Attacks: 90    Scoring Efficiency: 66%



## MATCH TEAM STATISTICS

参赛队技术统计

Match No: 13

**QAT 59 - 22 MGL**  
(28-11) (31-11)

Referees:

LIU TT/CHANG YC(TPE)

**QAT - QATAR**

### Shots Distribution

#### Players

Goals / Shots

1 ALHAJRI H	7 GHAZAL M	8 SINEN W	12 YAFI M	14 ALRAYES B	17 RAMAZAN A	19 ALGHAMDI B
1/1					1/1	2/2
1/1		2/2				
1/1	1/1 2/2 2/2	2/2 0/1 3/3		2/2 1/1		2/2
1-Missed	1-Missed	1-Missed		1-Post	1-Post	1-Missed 3-Post

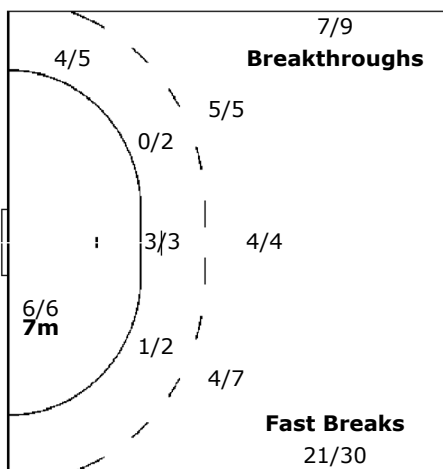
21 MOHAMED M	23 MOHAMMED I	24 MORGAN A	32 MADADI H	52 ALSUWAIDI NS	77 SALEM M
1/1					1/1
0/1		1/1			1/1
5/5	1/1 1/1	1/1	1/1		3/3
1-Post			1-Missed		1-Post

#### Team

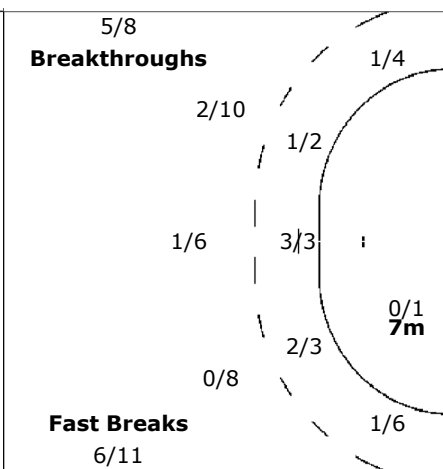
Goals / Shots

5/5	3/3	11/11
4/5		2/2
17/17	5/6	9/9
5-Missed	7-Post	

#### Offence



#### Defence



#### Goalkeepers

Saves / Shots

1/3	1/2	1/5
4/8		2/4
4/10	2/2	1/4

#### 12 YAFI M

1/2	0/1	0/1
1/2		0/1
2/7	2/2	1/2

#### 16 AL KUWARI NJ

0/1	1/1	1/4
3/6		2/3
2/3		0/2

#### Legend:

<b>G/S</b>	Goals/Shots	<b>%</b>	Efficiency	<b>6m</b>	6-metre Shots	<b>Wing</b>	Wing Shots
<b>9m</b>	9-metre Shots	<b>7m</b>	7-metre Shots	<b>FB</b>	Fast Breaks	<b>BT</b>	Breakthroughs
<b>AS</b>	Assists	<b>TF</b>	Technical Faults	<b>ST</b>	Steals	<b>BS</b>	Blocked Shots
<b>YC</b>	Yellow Cards	<b>2Min</b>	2 Minute Suspensions	<b>+</b>	2 Minute + 2 Minute Suspensions	<b>RCs</b>	Red Cards
<b>EX</b>	Exclusions	<b>TP</b>	Time Played	<b>S/S</b>	Saves/Shots	<b>n/a</b>	not applicable



## MATCH TEAM STATISTICS

参赛队技术统计

Match No: 13

**QAT 59 - 22 MGL**  
**(28-11) (31-11)**

Referees: LIU TT/CHANG YC(TPE)

### MGL-Mongolia

Players		Shots								Offence		Defence		Penalties				TP
No.	Name	G/S	%	6m	Wing	9m	7m	FB	BT	AS	TF	ST	BS	YC	2Min	RC	EX	
1	ERDENEBAT T									1		1						60:00
2	ALTANGEREL Z																	
4	SODNOMDASH O	4/12	33		1/2	0/3	0/1	2/3	1/3	1	3				1			52:37
6	YURA S	3/10	30	1/1	0/1	1/7			1/1		5			1				58:06
7	OTGONBAT T	0/2	0			0/1		0/1		3	8	1						42:19
9	DAGVA E	0/2	0		0/1	0/1				1	9				1			26:06
10	ONON S	3/6	50		1/3			1/1	1/2	2	4							58:16
11	SOSORBARAM B	4/14	29	0/1	0/1	2/9		1/2	1/1	1	1							41:36
12	BATSAIKHAN B	7/12	58	5/5	0/1	0/2		1/3	1/1		2				1			58:52
13	BATTUVSHIN M	1/2	50	0/1				1/1							1			8:45
14	DASHDELGER T													1				12:47
15	SUNJIDMAA N										1	1						2:58
26	DUL E	0/2	0		0/1	0/1												3:38
Bench/Team																		
Totals		22/62	36	6/8	2/10	3/24	0/1	6/11	5/8	9	33	3		3	3			

Goalkeepers		Total Shots		6m Shots		Wing Shots		9m Shots		7m Shots		Fast Breaks		Breakthroughs	
No.	Name	S/S	%	S/S	%	S/S	%	S/S	%	S/S	%	S/S	%	S/S	%
1	ERDENEBAT T	7/66	11	2/6	33	0/8	0	1/14	7	0/6	0	3/24	13	1/8	13
Totals		7/66	11	2/6	33	0/8	0	1/14	7	0/6	0	3/24	13	1/8	13

Team Shots	Goals	Saves	Missed	Post	Blocked	Total	%
6m Shots	6	2				8	75
Wing Shots	2	2	3	3		10	20
9m Shots	3	10	3	2	6	24	13
7m Shots		1			n/a	1	0
Fast Breaks	6	3	2			11	55
Breakthroughs	5	2	1			8	63
Totals	22	20	9	5	6	62	36

Number of Attacks: 95    Scoring Efficiency: 23%



## MATCH TEAM STATISTICS

参赛队技术统计

Match No: 13

**QAT 59 - 22 MGL**  
**(28-11) (31-11)**

Referees: LIU TT/CHANG YC(TPE)

**MGL - MONGOLIA**

### Shots Distribution

#### Players

Goals / Shots

2 ALTANGEREL Z


4 SODNOMDASH O

1/1		1/2
0/2		0/2
		2/2

1-Missed 1-Post 1-Blocked

6 YURA S

		1/1
1/1		
1/3		

2-Missed 3-Blocked

7 OTGONBAT T

	0/1	

1-Blocked 1-Missed

9 DAGVA E

0/1		

1-Missed

10 ONON S

		1/1
1/1		1/1

2-Missed 1-Post

11 SOSORBARAM B

	0/1	1/1
		1/1
2/3		

2-Missed 2-Post 1-Blocked

12 BATSAIKHAN B

1/1	1/1	
1/1		
3/4	0/1	1/2

1-Missed 1-Post

13 BATTUVSHIN M

1/2		

14 DASHDELGER T


15 SUNJIDMAA N


26 DUL E

0/1		

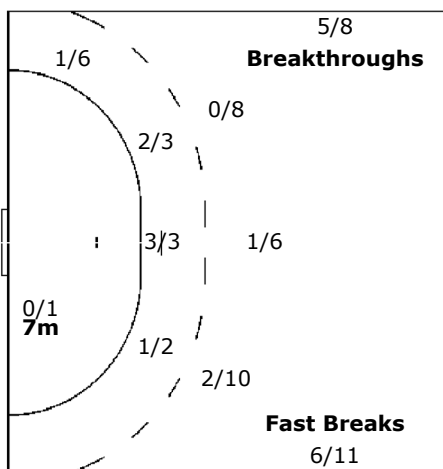
#### Team

Goals / Shots

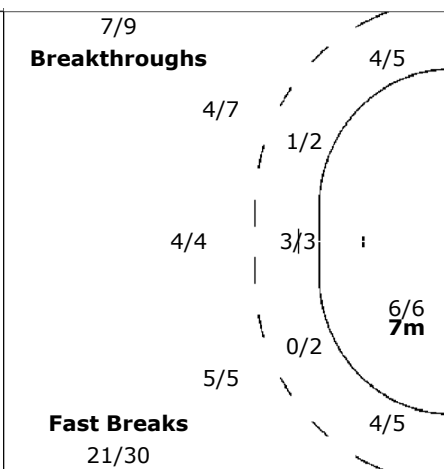
2/3	1/2	4/5
4/8		2/4
6/10	0/2	3/4

9-Missed 5-Post 6-Blocked

#### Offence



#### Defence



#### Goalkeepers

Saves / Shots

0/5	0/3	0/11
1/5		0/2
0/17	1/6	0/9

1 ERDENEBAT T

0/5	0/3	0/11
1/5		0/2
0/17	1/6	0/9

#### Legend:

<b>G/S</b>	Goals/Shots	<b>%</b>	Efficiency	<b>6m</b>	6-metre Shots	<b>Wing</b>	Wing Shots
<b>9m</b>	9-metre Shots	<b>7m</b>	7-metre Shots	<b>FB</b>	Fast Breaks	<b>BT</b>	Breakthroughs
<b>AS</b>	Assists	<b>TF</b>	Technical Faults	<b>ST</b>	Steals	<b>BS</b>	Blocked Shots
<b>YC</b>	Yellow Cards	<b>2Min</b>	2 Minute Suspensions	<b>+</b>	2 Minute + 2 Minute Suspensions	<b>RCs</b>	Red Cards
<b>EX</b>	Exclusions	<b>TP</b>	Time Played	<b>S/S</b>	Saves/Shots	<b>n/a</b>	not applicable